



APPENIX C  
FACILITY  
CONDITION  
ASSESSMENT

UNIVERSITY OF NORTH DAKOTA

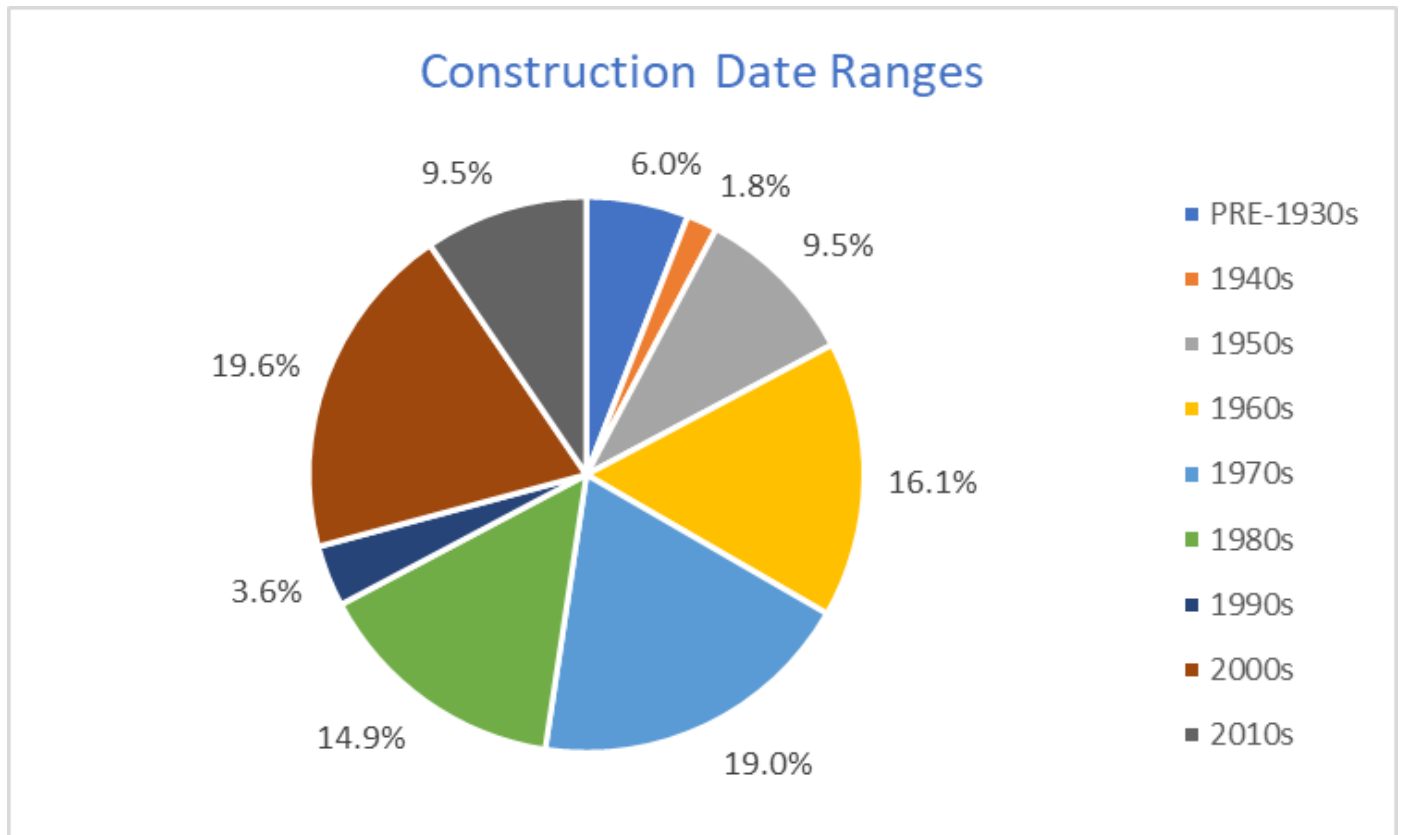
*Facility Condition Assessment*

*Annual Summary*

*February 7, 2022*

Introduction

In 2015, the University of North Dakota (UND) contracted with ISES Corporation to perform Facility Condition Assessment (FCA) services for 197 facilities primarily on its main 550-acre campus. Currently this report represents 168 facilities as a result of raised buildings and space reductions. Each year starting in 2019 UND has contracted ISES Corp to perform physical assessments of 25% of the core building portfolio square footage annually. Campus hardscape and utilities generation and transmission equipment and distribution networks were not included in the study.



The 168 buildings in this FCA effort encompass over 6.0 million square feet. They are a combination of core academic, administrative and support, student recreation, housing, athletics, and auxiliary buildings

The following table shows the predominant facility usage types.

Usage Type	BUILDING COUNT	SQUARE FOOTAGE	PERCENT OF TOTAL
Dormitroy/Apartments	44	1,217,430	20.0%
Classroom/Academic	16	1,193,883	19.6%
Laboratory	21	1,023,701	16.8%
Office/Admin	23	971,432	16.0%
Gymnasium/Athletics	4	656,338	10.8%
Warehouse/Storage/Utility	23	232,563	3.8%
Shops/trade	12	198,457	3.3%
Library	3	183,384	3.0%
Medical/Clinic	3	120,932	2.0%
Theater/Auditoriu	2	107,388	1.8%
Food Service/Dinining	2	89,999	1.5%
Retail	2	37,841	0.6%
Tunnel	5	22,069	0.4%
Skywalk	6	15,688	0.3%
Parking/Garage	1	4,838	0.1%
Religious Facility	1	4,296	0.1%
Student Union	0	-	0.0%
Physical Plant/Utility	0	-	0.0%
<b>Total</b>	<b>168</b>	<b>6,080,239</b>	

## Overview

### Facility renewal needs definitions

Facility renewal needs are recommendations intended to bring facilities up to like new standard and condition. These efforts enhance user safety and mitigate University liability. They replenish the lifecycle of existing assets and maximize the lifecycle of newly installed assets. This is as opposed to cosmetic renovations or replacements of systems as a reaction to failure. Cosmetic and reactive maintenance activities do not necessarily renew the life of a facility because the replacement components do not always realize their economic lifecycle. In other words, the replacement component can be renewed again shortly thereafter due to more comprehensive renovation work. Facilities maintenance and repair activities are also not considered to be facilities renewal efforts.

### Recurring Costs

Facility renewal needs are divided into two main categories – recurring and non-recurring. Recurring costs are cyclical and associated with regular replacement (or renewal) of building components and systems. Examples include roofs, chillers, windows, finishes and air handling units. The tool for projecting the recurring renewal costs is the Lifecycle Component Inventory. Each component has an associated renewal cost, installation date and life expectancy. From this data, a detailed projection of recurring renewal needs is developed for each building. These needs are categorized by a taxonomy developed by ISES but based on ASTM Uniformat II. The

result is a detailed year-by-year projection of recurring renewal needs by building system for a given facility over the next ten years. Recurring needs are classified as follows based on urgency.

## Recurring Cost Classifications

- [DEFERRED RENEWAL](#)

Recurring repairs that are past due for completion but have not yet been accomplished as part of normal maintenance or capital repair efforts. Further deferral of such renewal could impair the proper functioning of the facility. Costs estimated for Deferred Renewal projects should include compliance with applicable codes, even if such compliance requires expenditures beyond those essential to affect the needed repairs.

- [RECURRING COMPONENT REPLACEMENT](#)

Recurring renewal efforts that will be due within the scope of the assessment. These renewals represent regular or normal facility maintenance, repair, or renovation efforts that should be planned in the near future.

## Non-Recurring Needs

Non-recurring needs typically consist of modifications or repairs necessary to comply with fire/life safety or accessibility code requirements or to address isolated, non-recurring deficiencies that could negatively affect the structure of the facility or the systems and components within. For each such deficiency identified during the inspection, a project with an estimated cost to rectify said deficiency was recommended. These projects each have a unique identifier and are categorized by system type, priority, and classification, which are defined below.

## Non-Recurring Cost Classifications

- [PLANT ADAPTION](#)

Non-recurring expenditures, stored in the Projects module, required to adapt the physical plant to the evolving needs of the institution and to changing codes or standards. These are expenditures beyond normal maintenance. Examples include compliance with changing codes (e.g., accessibility), facility alterations required by changed teaching or research methods and improvements occasioned by the adoption of modern technology (e.g., the use of personal computer networks).

- [CORRECTIVE ACTION](#)

Non-recurring expenditures, stored in the Projects module, for repairs needed to correct random and unpredictable deficiencies. Such projects are not related to aligning a building with codes or standards. Deficiencies classified as Corrective Action could influence building aesthetics, safety, or usability.

## Non-Recurring Priority Classes

Recurring renewal needs do not receive individual prioritization, as the entire data set of needs in this category is year-based. Each separate component has a distinct need year, rendering further prioritization unnecessary. Each non-recurring renewal project, however, has a priority assigned to

indicate the criticality of the recommended work. The prioritization utilized for this subset of the data is as follows.

- **PRIORITY 1 – IMMEDIATE**

Items in this category require immediate action to:

- a) correct a cited safety hazard
- b) stop accelerated deterioration
- c) and/or return a facility to normal operation

- **PRIORITY 2 – CRITICAL**

Items in this category include actions that must be addressed in the short-term:

- a) repairs to prevent further deterioration
- b) improvements to facilities associated with critical accessibility needs
- c) potential safety hazards

- **PRIORITY 3 – NON-CRITICAL**

Items in this category include:

- a) improvements to facilities associated with non-critical accessibility needs
- b) actions to bring a facility into compliance with current building codes as grandfather clauses expire
- c) actions to improve the usability of a facility following an occupancy or use change

## System Categorization

Renewal needs are divided into appropriate categories, as well as multiple systems, components, and elements within each category. Common categories include:

- ADA Accessibility
- Electrical Network
- Exterior Structure and Roof Systems
- Fire/Life Safety
- Health
- Heating, Ventilation, and Air Conditioning
- Interior Structure, including Architectural Finishes
- Plumbing Network
- Site
- Vertical Transportation

## Calculations

### Current Replacement Value

Current Replacement Values for each of the University buildings were established by ISES. ISES traditionally calculates Current Replacement Value (CRV) using a cost per gross square foot based on building size and use

University of North Dakota Campus FCA Summary

(e.g. theater, research lab, classroom building, etc.). We utilize R.S. Means Section Square Foot costs as the starting point. This starting base number is adjusted for the size of the facility and modified with city cost indices to the local area, with appropriate modifiers for professional fees and demolition of existing structure added. Our standard methodology will prorate the base cost per GSF based on different use types in a building. Traditional methods of calculating CRV do not take into account the historic significance of a structure as replacement of a historic structure would only occur in the event of a catastrophic loss of said building, and the normal practice ISES observes in such occurrences is to construct modern facilities that meet the campus architectural standards rather than attempt to mimic the historical construction style that has been lost. Calculated CRVs are updated automatically in the AMS software when the annual inflation factor is added to the database.

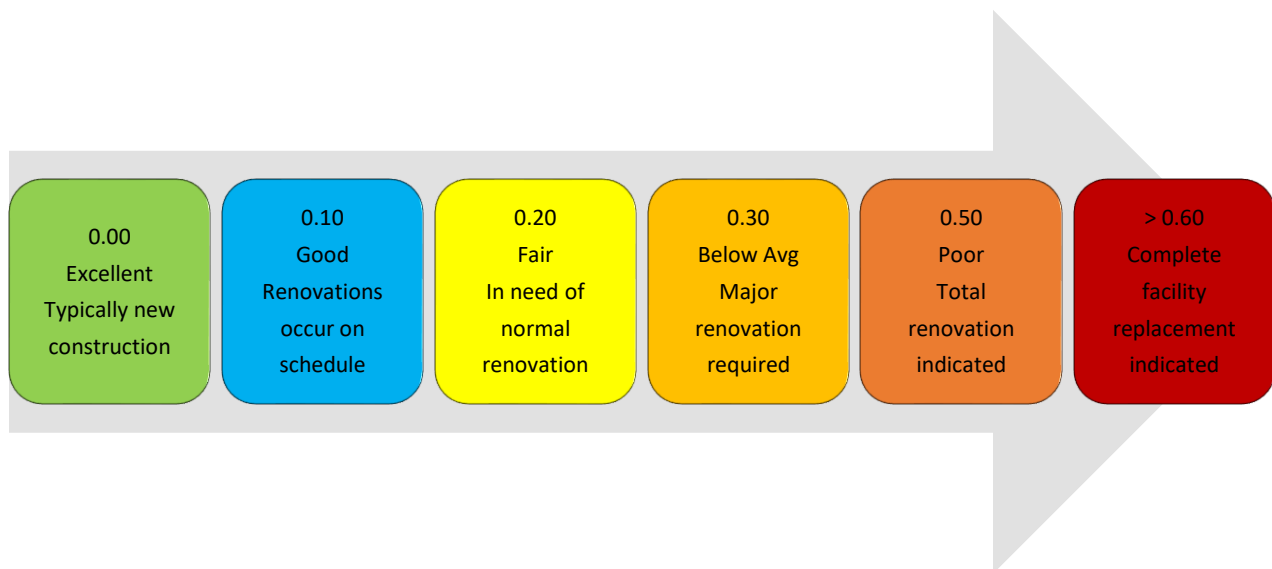
### Facility Condition Needs Index (FCNI)

The FCNI provides a lifecycle cost comparison. It is a ratio of 10-year renewal needs (including deferred renewal) to the current replacement value of the asset.

$$FCNI = 10\text{-Year Renewal Needs} / \text{Current Replacement Value}$$

The FCNI can be employed at multiple levels for analysis. The index can be used as an evaluation tool when applying it to a single facility. The lower the FCNI, the better the facility condition. It should also be noted that this is an index, not a percentage. It can, especially in the case of historic facilities, exceed 1.00.

In terms of assessing where a facility falls within a range of conditions, the following standards can be applied



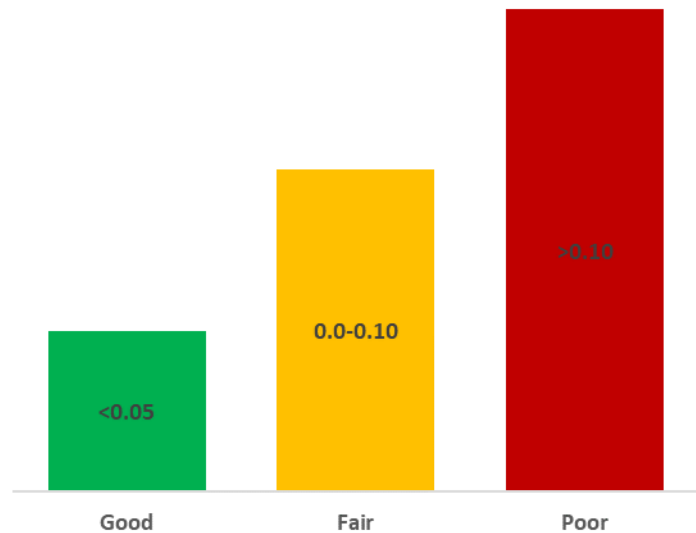
The above ranges represent averages based upon our extensive FCA experience. The reader is cautioned, however, to examine each facility independently for mitigating factors (i.e., historic structures, temporary structures, facilities with abnormally low replacement costs, such as warehouses, etc.).



The FCNI can also be utilized for comparing groups of facilities to other groupings. This includes campuses. Comparisons in this vein form the basis of analysis for comparing the overall state of facilities to another comparable grouping. Note that the above ranges do not apply to multiple facilities. Variability among groups of buildings is reduced further as sample sets get larger. In the next section is a listing of relevant ISES Corporation historical data for other institutions for which ISES has provided FCA services.

### Facility Condition Index (FCI)

FCI provides another relative measure for an objective comparison of building condition. This index is also a simple calculation, derived by dividing the total recurring Deferred Renewal needs by the CRV. This number is also an index, with the same cautions as with the FCNI, but restricted only to the Deferred Renewal/Corrective Action needs. This scale does not apply to multiple facilities.



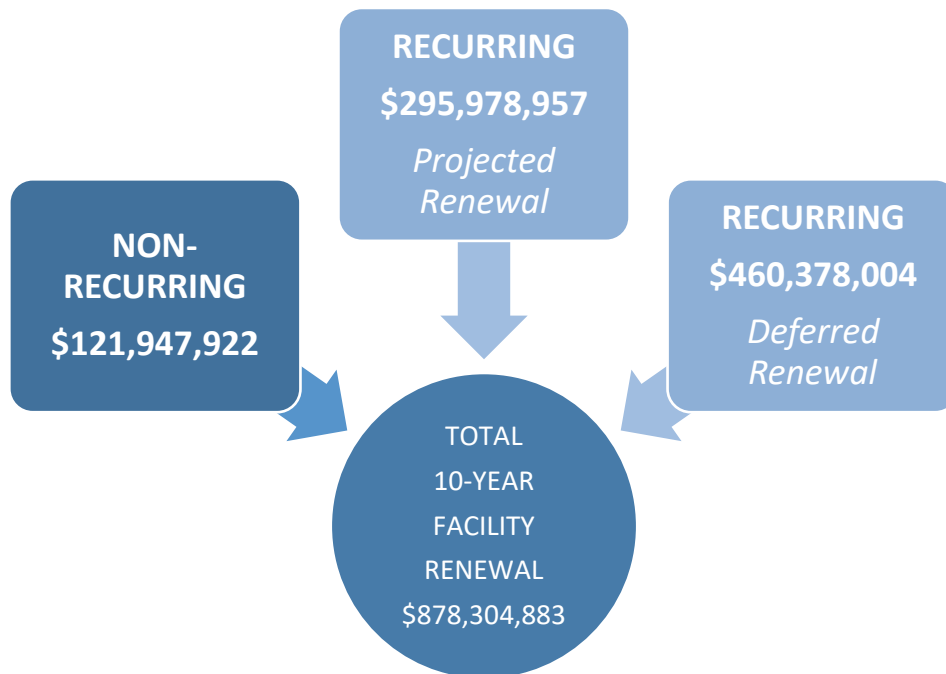
$$FCI = \frac{\text{Deferred Renewal}}{\text{Current Replacement Value}}$$

SUMMARY OF FINDINGS

All data relative to the FCA was develop in, and is contained within, the ISES AMS (Asset Management System) Database. ISES hosts this database system on their servers, and UND personnel have access to the system via the internet. The database is available for ongoing use by the UND facilities management team.

TEN-YEAR FACILITEY RENEWEL COSTS

Overall, the FCA effort identified projects and component replacement needs totaling just over \$878 million. These needs should be addressed over the next ten years. As illustrated below, assessments identified almost \$122 million in non-recurring renewal needs and \$756 million in recurring component replacement costs. Of the recurring costs, Deferred Renewal needs total more than \$460 million which is 52% of the total ten-year renewal costs.



The Current Replacement Value (CRV) for these 168 facilities is almost \$2,616,179,857, resulting in an FCNI of 0.34 and suggesting the facilities are in overall below average condition. Since the last FCA report the overall FCNI improved over 12.8%. The table on the following page provides a detailed breakdown of all renewal costs. They are listed by system, priority class (non-recurring), and year (recurring), with totals for each category.



RENEWAL COSTS MATRIX

All dollars shown as Present Value

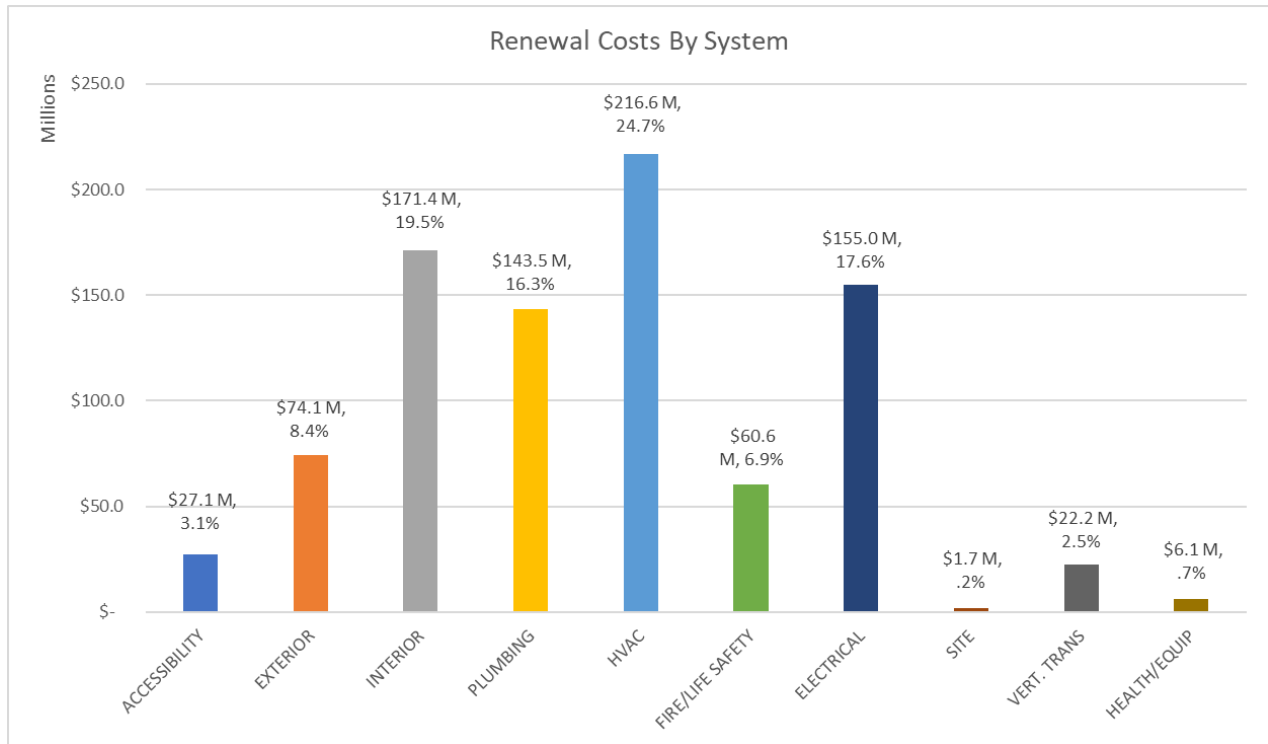
CATEGORY	NON-RECURRING PROJECT NEEDS			RECURRING COMPONENT REPLACEMENT NEEDS												TOTAL
	Immediate	Critical	Non-Critical	2022	2023	2024	2025	2026	2027	2028	2029	2030	2031			
ACCESSIBILITY	0	18,073,936	9,043,732	0	0	0	0	0	0	0	0	0	0	0	0	\$27,117,688
EXTERIOR	99,339	1,503,169	1,819,331	4,882,253	1,870,424	2,833,615	2,287,453	2,027,864	1,646,722	2,714,660	1,931,550	4,549,401	6,331,372	7,181,235	7,181,235	\$74,071,394
INTERIOR	0	0	34,263	12,272,370	2,589,899	15,346,275	8,050,426	7,689,434	5,240,936	9,634,898	6,907,445	7,727,183	7,181,235	7,181,235	7,181,235	\$171,375,726
PLUMBING	29,834	199,818	24,331	8,099,084	5,613,572	3,706,341	3,599,695	5,459,412	5,005,295	1,473,482	5,375,722	217,085	3,347,720	3,347,720	3,347,720	\$143,502,162
HVAC	0	76,451	39,129,002	2,992,072	3,435,231	10,224,258	6,158,815	6,756,602	12,301,501	4,904,470	8,430,002	2,979,377	5,942,223	5,942,223	5,942,223	\$216,646,486
FIRE/LIFE SAFETY	147,747	6,299,408	36,285,106	292,379	551,102	603,756	1,290,631	944,577	1,057,328	732,629	2,450,402	1,409,232	543,006	543,006	543,006	\$60,572,055
ELECTRICAL	0	57,118	5,559,507	5,690,255	5,888,556	4,426,928	7,750,521	4,209,013	9,519,111	4,742,495	8,342,139	4,090,039	4,523,000	4,523,000	4,523,000	\$154,958,884
SITE	0	75,061	849,963	0	4,172	0	12,402	40,941	4,413	0	0	484	0	0	0	\$1,721,161
VERT. TRANS.	0	0	0	16,779,747	819,030	1,094,243	258,446	1,227,344	336,709	118,471	0	712,568	363,850	535,430	535,430	\$22,245,839
HEALTH/EQUIP.	0	547,593	2,093,216	30,697	1,796,718	389,608	249,496	80,181	30,705	0	297,086	0	578,207	578,207	578,207	\$6,093,508
<b>SUBTOTAL</b>	<b>\$276,919</b>	<b>\$26,832,553</b>	<b>\$94,838,450</b>	<b>\$460,378,004</b>	<b>\$21,047,199</b>	<b>\$37,789,225</b>	<b>\$30,626,784</b>	<b>\$27,544,733</b>	<b>\$34,924,482</b>	<b>\$24,202,635</b>	<b>\$34,446,914</b>	<b>\$21,336,651</b>	<b>\$28,982,193</b>	<b>\$28,982,193</b>	<b>\$28,982,193</b>	<b>\$878,304,883</b>
<b>TOTAL NON-RECURRING PROJECT NEED</b>				<b>\$121,947,922</b>												

CURRENT REPLACEMENT VALUE	GSF	TOTAL 10-YEAR FACILITY RENEWAL NEEDS	10-YEAR NEEDS/SF
\$2,616,179,857		\$878,304,883	\$144.45
FACILITY CONDITION NEEDS INDEX	6,080,239		
0.34			
FACILITY CONDITION INDEX			
0.18			



Total facility renewal costs by system code

The following chart illustrates UND’s system project backlog by weight of total backlog.



1. HVAC – \$216,646,486

The heating, ventilation, and air conditioning (HVAC) category is focused on comfort climate control as well as providing fresh air to the interior spaces. The HVAC needs for this campus represent 24.7 percent of the overall facilities renewal recommendations. Recurring HVAC distribution network renewals are the highest proportion of these needs. This includes ductwork, HVAC piping, air distribution specialties, etc. Recurring HVAC controls upgrades and air handling unit replacements are also recommended. This category is approximately one-third of all the current Deferred Renewal needs identified for the UND campus.

2. INTERIOR FINISHES – \$171,375,726

Interior finish needs include refinishing work that would be part of a renovation effort, as opposed to routine or customer build-out refinish work. These account for 19.5% percent of the UND facilities renewal backlog. Recurring flooring renewal is the highest proportion of these needs, followed by wall finish renewal and interior door replacements. Interior finish system needs are the second highest dollar value of identified current Deferred Renewal needs.

### 3. ELECTRICAL – \$154,958,884

The electrical system analysis focuses on normal and emergency power systems within the facilities. The incoming service transformer for a building is the starting point of the assessment. Electrical needs make up 17.6 percent of the UND facilities renewal recommendations. Upgrading the electrical distribution networks is the highest proportion of the electrical needs, along with interior lighting upgrades.

### 4. PLUMBING – \$143,502,162

The plumbing system assessments generally pertain to non-HVAC piping networks throughout the building. Plumbing system renewals are 16.3 percent of the facilities renewal needs. These recommendations are for major renovation activities, such as drain and supply piping replacements and plumbing fixture upgrades. Recommended plumbing upgrades represent the third highest total of Deferred Renewal needs.

### 5. FIRE/LIFE SAFETY – \$60,572,055

The fire and life safety needs pertain mainly to fire alarm and fire suppression systems. They also include architectural facets, such as fire ratings, egress paths, stair safety, and other user safety concerns. Fire and life safety needs are 6.9 percent of the overall recommendations. The highest proportion of these recommendations is associated with non-recurring fire sprinkler system installations and extensions. Fire and life safety upgrades are by far the highest total of non-recurring financial reinvestment needs.

### 6. EXTERIOR STRUCTURE – \$74,071,394

Exterior structure needs are concerned with exterior envelope systems, primarily roofs, exterior walls and finishes, and fenestrations. These needs account for 8.4 percent of the total facilities renewal backlog. Glazing replacements are the highest proportion of needs for exterior systems, followed by roof and exterior door replacements.

### 7. ACCESSIBILITY – \$27,117,668

Accessibility upgrades are recommended to eliminate barriers for disabled individuals and are typically relatively low-cost initiatives. These needs are all non-recurring and comprise 3.1 percent of the project backlog. Building entry upgrades are the highest priority accessibility recommendations and are the highest dollar value needs, followed by restroom, stair handrail, and door hardware and signage upgrades.

### 8. VERTICAL TRANSPORTATION – \$22,245,839

Vertical transportation system recommendations generally pertain to elevators, escalators, and dumbwaiters. These represent 2.5 percent of the UND facilities renewal backlog.

### 9. HEALTH – \$6,093,508

The health assessment pertains to hazardous materials management as well as culinary, lab, or other applicable institutional equipment within the project scope. Health projects represent .7 percent of the facilities renewal recommendations. The most prevalent health need on campus is the abatement of asbestos-containing materials (ACM) in the mechanical systems and interior finishes of older facilities.

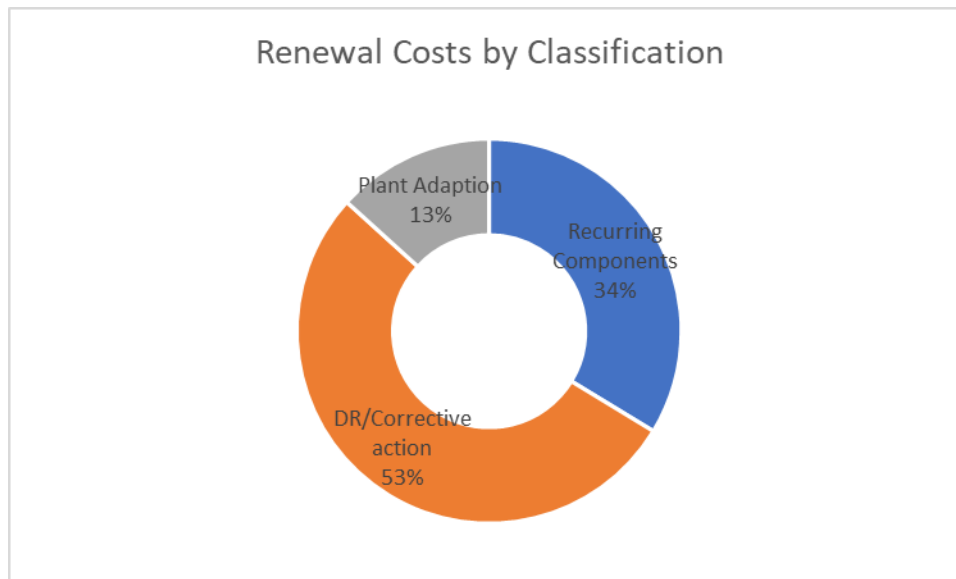
### 10. SITE – \$1,721,161

The site analysis was limited to landscape and hardscape immediately surrounding or dedicated to the individual buildings. Site needs are 0.2 percent of the facilities renewal recommendations. Since the campus hardscape was not

included in this campus-wide facility condition assessment, the only Site projects identified are for concrete and asphalt sidewalk replacements, along with small, dedicated parking and service lot rehabilitation directly associated with some of the facilities. Stormwater management improvements are also recommended for several facilities.

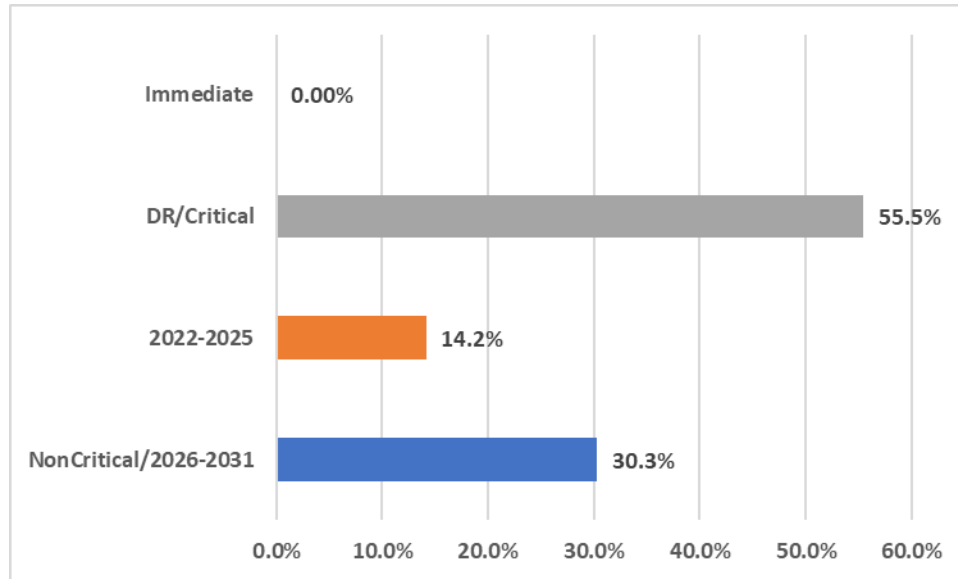
### Total Facility Renewal Costs by Classification

Non-recurring Plant Adaption needs make up 13.3 percent of the total cost (\$116,609,939). Non-recurring Corrective Action and recurring Deferred Renewal needs are 53.0 percent of the recommendations (\$465,715,987). The recurring component replacements projected to emerge over the next ten years represent 33.7 percent (\$295,978,957) of the facilities renewal recommendations. This chart summarizes both the recurring and non-recurring recommendations.



### Total Facility Renewal Costs by Priority

Immediate non-recurring needs are minimal, totaling only \$276,919. Non-recurring Critical and recurring Deferred Renewal needs combined represent 55.5 percent of the recommendations (\$487,210,557). The first four years of recurring component replacement needs equal \$124,541,350 (14.2 percent). The next six years of recurring component replacement needs combined with the non-recurring Non-Critical needs equal \$266,276,057 or 30.3 percent. The Facilities Renewal Needs have been prioritized to indicate the urgency of the recommendations. Like the previous chart, this one also summarizes both the recurring and non-recurring recommendations.



### Appendices

Appendix A is a general building inventory sorted by building number. The table includes typical stats, such as primary use, year built, size, also provides valuable information like CRV, total renewal costs, FCNI, and FCI. Appendix B provides a building list sorted by FCNI in descending order. This report is useful for directing funding for building renovations. If a building is high on the list and projected to be a relevant part of the campus mission for years to come, it is recommended that the building be sustained to a minimal degree until a major renovation or facility replacement can be funded. 60% of the square footage in the database was built pre 1980. The average year built of the sample set is 1977, with an average age of 44 years old for this data set.

### CONCLUSION

The preceding sections of this report illustrate that the University of North Dakota facilities are below average condition. The FCNI of the campus, which is a measure of anticipated needs for a ten-year period, is 0.34. The FCI is a measure of critical and past due current needs. UND’s FCI is 0.18, which falls into the “Poor” category. These measures are influenced by the fact that 52.4 percent of the recommended needs are designated as Deferred Renewal. This occurs when building assets are being used long after their expected useful lives have expired. The equipment at the University of North Dakota is being maintained and is in working order. However, the costs of required maintenance and field modifications (due to the obsolescence of repair parts) can cause the cost of continuing to operate aged equipment to exceed the cost to replace in the long term. Capital replacement of these assets in a timely manner can prevent “over maintenance” and reduce the percentage of Deferred Renewal needs. Regarding FCNI, the most effective method of keeping it down is to holistically reinvest in existing facilities. This means either razing and rebuilding or renovating them. This type of project work has collateral benefits, such as making maintenance organizations more effective. New construction will have a positive effect on the FCNI only if existing buildings are replaced. If new structures are built but the older facilities kept in service, any existing FCNI problems will be exacerbated. Furthermore, if the maintenance staff is not expanded in the event of adding incremental square footage to the portfolio, the FCNI issues will become more difficult to manage. From a building systems perspective, portfolio-wide HVAC and electrical distribution upgrades and replacements are warranted. These primary building systems are critical to the day-to-day operation of a facility. Many are aged and, though functional, require routine and repetitive maintenance. The failure of either system could result in the ineffective use of, or the inability to use, the facility as a whole. Also, though a relatively small percentage of the overall financial needs, significant vertical transportation needs exist portfolio wide. Renewal efforts may be warranted

due to their prevalence and implications on user safety. From a liability perspective, the accessibility and fire/life safety projects should be considered for execution regardless of the relatively small proportion of needs they represent. Interior finish needs are also significant throughout campus. As plans are developed to address identified needs, the scope of these repairs should be carefully considered to maximize the financial impact of capital reinvestment. For aging facilities, periodic complete renovations and upgrades are necessary to replace critical building systems and to not only prolong life, but “reset” the anticipated usable life of these assets. If it is impossible to fully gut renovate or raze and replace a facility, consider bundling ISES recommendations to achieve economy-of-scale and minimize campus impact. For example, if an expensive HVAC system renewal project is justified and funded, consider undertaking any exterior envelope projects in concert with it. Replacing roofs, windows, and exterior doors will produce maximum energy savings, which will allow for as short a payback period as possible. In this case, electrical and plumbing projects could also be combined. Lastly, when common efforts are needed in buildings that are close to each other, consider executing projects over multiple buildings. The primary purpose of reinvesting in or renewing facilities is to mitigate customer or program downtime, which, of course, results in happier customers. There are many other benefits as well. The University will provide more suitable and modern space for schools and programs. The facilities will be more attractive to prospective students and programs. When effectively executed, facilities renewal efforts will reduce purchased energy consumption and make the existing maintenance organization more efficient.

APPENDICES

APPENDIX A  
BUILDING LIST BY BUILDING NUMBER

BLDG #	BUILDING NAME	BLDG TYPE	YEAR BUILT	GSF	CRV	RENEWAL COSTS (\$)	FCNI	FCI
0001	TWAMLEY HALL	Office/Administrative	1962	76,706	\$34,669,211	\$11,498,915	0.33	0.15
0002	O'KELLY HALL	Classroom/Academic	1947	133,025	\$52,031,758	\$18,167,115	0.35	0.14
0004	GILLETTE HALL	Classroom/Academic	1918	27,871	\$12,120,937	\$6,063,058	0.50	0.23
0005	BABCOCK HALL	Office/Administrative	1908	23,830	\$11,282,690	\$3,937,483	0.35	0.32
0007	CHESTER FRITZ LIBRARY	Library	1961	155,725	\$71,975,193	\$13,391,524	0.19	0.09
0008	ARMORY	Gymnasium/Athletics	1918	20,174	\$9,118,074	\$3,590,809	0.39	0.17
0009	ND MUSEUM OF ART	Library	1907	18,898	\$9,351,871	\$4,044,446	0.43	0.17
0010	CHESTER FRITZ AUDITORIUM	Theater/Auditorium	1972	89,593	\$43,444,003	\$14,113,436	0.32	0.07
0011	GAMBLE HALL	Classroom/Academic	1968	120,119	\$47,131,149	\$23,866,457	0.51	0.38
0012	COLUMBIA HALL (OLD SCHOOL OF	Office/Administrative	1950	280,202	\$133,312,063	\$45,403,530	0.34	0.17
0013	LAW BUILDING	Classroom/Academic	1922	96,576	\$43,090,457	\$7,650,799	0.18	0.02
0014	GERSHMAN GRADUATE CENTER	Office/Administrative	1903	8,222	\$4,265,444	\$291,360	0.07	0.00
0015	CARNEGIE	Office/Administrative	1908	17,483	\$8,837,518	\$1,930,609	0.22	0.13
0016	MERRIFIELD HALL	Classroom/Academic	1929	94,138	\$37,529,515	\$17,802,475	0.47	0.35
0017	BIOMEDICAL RESEARCH FACILITY	Laboratory	2001	24,876	\$16,093,676	\$5,853,896	0.36	0.12
0020	HARRINGTON HALL	Laboratory	1952	62,895	\$36,744,870	\$22,064,446	0.60	0.07
0021	GUSTAFSON HALL	Office/Administrative	1908	9,119	\$4,729,687	\$2,148,497	0.45	0.17
0022	EDUCATION BUILDING	Classroom/Academic	1954	93,470	\$38,319,862	\$4,789,483	0.12	0.02
0024	HYSLOP SPORTS CENTER	Gymnasium/Athletics	1951	370,234	\$138,270,634	\$50,386,078	0.36	0.20
0025	HANCOCK HALL	Dormitory/Apartments	1952	30,704	\$14,226,951	\$7,843,944	0.55	0.25
0026	JOHNSTONE HALL	Dormitory/Apartments	1952	36,455	\$16,365,245	\$5,428,140	0.33	0.15
0027	FULTON HALL	Dormitory/Apartments	1956	38,437	\$17,254,826	\$5,820,076	0.34	0.12
0028	BEK HALL	Dormitory/Apartments	1957	45,839	\$20,131,688	\$7,551,848	0.38	0.21
0029	WALSH HALL	Dormitory/Apartments	1959	72,063	\$30,760,976	\$15,920,896	0.52	0.33
0032	MCCANNEL HALL	Office/Administrative	1958	77,932	\$35,223,192	\$6,642,867	0.19	0.08
0033	PARKING RAMP	Office/Administrative	2007	14,911	\$7,824,760	\$1,289,804	0.16	0.06
0035	ABBOT HALL	Laboratory	1961	111,054	\$62,727,643	\$35,384,840	0.56	0.30
0036	SWANSON HALL	Dormitory/Apartments	1985	54,128	\$23,772,498	\$10,722,183	0.45	0.11
0037	MEDICAL EDUCATION CENTER	Classroom/Academic	1978	28,169	\$11,570,898	\$7,288,675	0.63	0.37
0038	WITMER HALL	Classroom/Academic	1968	66,907	\$27,153,192	\$14,012,208	0.52	0.40
0040	RAY RICHARDS GOLF COURSE CLUB	Retail	1941	5,494	\$2,047,145	\$857,543	0.42	0.24
0041	UNIVERSITY BOOKSTORE	Retail	2000	32,347	\$10,838,680	\$1,731,908	0.16	0.05
0043	HOUSING OFFICE	Office/Administrative	1986	39,401	\$14,718,061	\$6,724,864	0.46	0.20
0046	UNIVERSITY PLACE	Dormitory/Apartments	2007	110,770	\$43,904,620	\$6,920,483	0.16	0.03
0049	BRYCE STREIBEL HALL	Classroom/Academic	1985	26,933	\$11,063,292	\$7,352,153	0.66	0.20
0050	JOHN D. ODEGARD HALL	Classroom/Academic	1983	58,344	\$23,904,608	\$11,479,101	0.48	0.16
0053	OAKVILLE (EMERADO) TELESCOPE	Warehouse/Storage/Utility	1992	320	\$83,254	\$56,818	0.68	0.12
0054	TRANSPORT, GROUNDS, MAT RECC	Shops/Trade	1987	59,385	\$22,389,945	\$6,456,881	0.29	0.05
0058	UNIV HEALTH FAC - ALTRU FAMILY	Medical/Clinic	2001	45,111	\$24,682,076	\$4,060,725	0.16	0.06
0061	GOLF MAINTENANCE HOUSE	Shops/Trade	1967	1,000	\$191,291	\$74,039	0.39	0.19
0064	STARCHER HALL	Laboratory	1980	98,326	\$55,934,031	\$29,314,034	0.52	0.42
0068	NEUROSCIENCE RESEARCH CENTER	Laboratory	2004	17,478	\$11,295,092	\$2,681,159	0.24	0.01
0070	ELECTRIC METER BUILDING	Shops/Trade	1983	1,092	\$505,634	\$341,229	0.67	0.09
0071	THOMAS J. CLIFFORD HALL	Classroom/Academic	1992	74,663	\$30,101,975	\$8,806,024	0.29	0.11
0072	AMERICAN INDIAN CENTER	Office/Administrative	2002	5,108	\$2,794,170	\$420,551	0.15	0.03
0073	SMITH HALL	Dormitory/Apartments	1963	66,320	\$28,309,235	\$11,644,845	0.41	0.24
0074	BURTNESS THEATRE	Theater/Auditorium	1963	17,795	\$8,894,452	\$3,687,182	0.41	0.32
0075	SQUIRES HALL	Dormitory/Apartments	1963	88,485	\$37,066,722	\$13,853,360	0.37	0.22
0079	CONFERENCE CENTER - 2724 UNIV.	Dormitory/Apartments	1928	13,214	\$6,751,171	\$3,551,470	0.53	0.21
0080	LEONARD HALL	Laboratory	1964	68,690	\$39,866,743	\$15,033,283	0.38	0.28
0083	BRANNON HALL	Dormitory/Apartments	1965	67,273	\$28,716,589	\$14,089,323	0.49	0.34
0084	SELKE HALL	Dormitory/Apartments	1967	67,388	\$28,766,081	\$14,477,669	0.50	0.34
0085	NOREN HALL	Dormitory/Apartments	1968	67,410	\$28,774,964	\$14,627,463	0.51	0.35
0086	WILKERSON COMMONS	Food Service/Dining	1969	70,375	\$23,286,180	\$5,266,795	0.23	0.16
0088	WELLNESS CENTER	Gymnasium/Athletics	2006	108,379	\$41,253,879	\$7,021,709	0.17	0.03
0089	MECHANICAL SHOP	Shops/Trade	1955	10,482	\$4,640,194	\$1,622,896	0.35	0.27
0093	500 TULANE DRIVE	Dormitory/Apartments	1971	17,599	\$6,435,186	\$4,845,445	0.75	0.46



BLDG #	BUILDING NAME	BLDG TYPE	YEAR BUILT	GSF	CRV	RENEWAL COSTS (\$)	FCNI	FCI
0095	UPSON ONE	Laboratory	1971	76,179	\$43,949,845	\$19,460,634	0.44	0.37
0097	EAST TOWER - PARKING RAMP	Parking/Garage	2007	4,838	\$2,016,941	\$128,571	0.06	0.00
0098	3725 UNIVERSITY AVENUE	Dormitory/Apartments	1968	17,409	\$6,365,390	\$3,296,596	0.52	0.37
0099	UNIVERSITY HOUSE	Residential/Single Family	2008	8,289	\$3,063,792	\$346,331	0.11	0.02
0104	HUGHES FINE ART BUILDING	Classroom/Academic	1974	136,782	\$53,501,908	\$16,524,302	0.31	0.28
0106	UPSON 2	Classroom/Academic	1974	46,452	\$19,452,438	\$7,752,623	0.40	0.33
0107	FACILITIES BUILDING	Shops/Trade	1974	86,034	\$31,793,445	\$5,827,454	0.18	0.13
0108	CENTRAL FOODS BUILDING	Food Service/Dining	1974	19,624	\$10,367,811	\$5,580,243	0.54	0.47
0109	SAFETY AND SECURITY BUILDING	Office/Administrative	1974	7,293	\$3,989,313	\$1,279,617	0.32	0.08
0110	DATA CENTER	Office/Administrative	1974	12,646	\$8,517,870	\$840,153	0.10	0.00
0112	550 CARLETON COURT	Dormitory/Apartments	1982	22,991	\$8,405,970	\$6,261,786	0.74	0.28
0113	580 CARLETON COURT	Dormitory/Apartments	1982	23,094	\$8,444,040	\$6,280,300	0.74	0.28
0117	COLLEGE OF NURSING	Classroom/Academic	1976	61,796	\$25,319,204	\$11,432,058	0.45	0.38
0119	NO. PLAINS CTR FOR BEHAVIORAL	Office/Administrative	2008	26,840	\$16,465,498	\$2,083,726	0.13	0.04
0120	AVIATION AIRCRAFT HANGAR 120	Warehouse/Storage/Utility	1987	10,425	\$4,722,013	\$2,216,949	0.47	0.05
0121	THOMAS J. RYAN HALL	Classroom/Academic	1988	64,638	\$26,483,533	\$15,319,316	0.58	0.15
0122	SKALICKY TECH INCUBATOR	Office/Administrative	1996	32,412	\$15,009,720	\$3,896,104	0.26	0.14
0137	STEAM HOUSE, 2ND AVE N (EST. W	Infrastructure	1963	93	\$22,530	\$9,856	0.44	0.00
0138	110 STATE STREET	Dormitory/Apartments	1980	23,094	\$8,444,040	\$6,130,354	0.73	0.52
0139	3605 MANITOBA AVENUE	Dormitory/Apartments	1980	23,094	\$8,444,040	\$6,131,174	0.73	0.52
0140	3600 CAMPUS ROAD	Dormitory/Apartments	1980	23,094	\$8,444,040	\$6,130,812	0.73	0.52
0141	3702 BERKELEY DRIVE	Dormitory/Apartments	1963	6,275	\$2,294,383	\$1,687,298	0.74	0.39
0142	3707 BERKELEY DRIVE	Dormitory/Apartments	1963	6,275	\$2,294,383	\$1,648,790	0.72	0.39
0143	3712 BERKELEY DRIVE	Dormitory/Apartments	1963	6,275	\$2,294,383	\$1,647,717	0.72	0.39
0144	3717 BERKELEY DRIVE	Dormitory/Apartments	1963	6,275	\$2,294,383	\$1,648,868	0.72	0.39
0145	3722 BERKELEY DRIVE	Dormitory/Apartments	1963	6,275	\$2,294,383	\$1,648,868	0.72	0.39
0146	3805 BERKELEY DRIVE	Dormitory/Apartments	1963	6,275	\$2,294,383	\$1,647,717	0.72	0.39
0147	3810 BERKELEY DRIVE	Dormitory/Apartments	1963	6,275	\$2,294,383	\$1,648,868	0.72	0.39
0148	3815 BERKELEY DRIVE	Dormitory/Apartments	1963	6,275	\$2,294,383	\$1,648,790	0.72	0.39
0149	3820 BERKELEY DRIVE	Dormitory/Apartments	1963	6,275	\$2,294,383	\$1,625,447	0.71	0.38
0150	GOLF MAINTENANCE SHOP	Shops/Trade	2006	2,100	\$971,742	\$102,039	0.11	0.01
0151	UNDPD EVIDENCE STORAGE GARAGE	Warehouse/Storage/Utility	1990	661	\$54,743	\$39,933	0.73	0.64
0161	560 CARLETON COURT	Dormitory/Apartments	1973	20,778	\$7,597,606	\$5,294,197	0.70	0.46
0162	570 CARLETON COURT	Dormitory/Apartments	1973	20,778	\$7,597,606	\$5,243,349	0.69	0.46
0163	540 CARLETON COURT	Dormitory/Apartments	1973	20,778	\$7,597,606	\$5,243,843	0.69	0.46
0164	3711-3719 UNIVERSITY AVENUE	Dormitory/Apartments	1964	22,581	\$8,256,226	\$4,773,235	0.58	0.38
0165	205-209 STATE STREET	Dormitory/Apartments	1974	22,581	\$8,256,226	\$5,098,049	0.62	0.25
0166	AVIATION FLIGHT OPERATIONS DIS	Office/Administrative	1974	11,889	\$5,055,764	\$2,647,942	0.52	0.39
0167	AVIATION STORAGE HANGAR 167	Warehouse/Storage/Utility	1979	10,884	\$2,209,359	\$1,330,622	0.60	0.27
0168	AVIATION LINE WELLNESS	Office/Administrative	1987	425	\$180,200	\$174,591	0.97	0.18
0169	BLDG A - CONFERENCE AND LIBRARY	Library	1979	8,761	\$3,892,076	\$1,329,732	0.34	0.27
0170	BLDG B - ADMINISTRATION BUILDING	Office/Administrative	1950	29,081	\$11,213,036	\$3,443,395	0.31	0.14
0172	BLDG D - TECH DEMONSTRATION FAC	Laboratory	1979	14,649	\$9,911,024	\$5,672,495	0.57	0.46
0173	BLDG E - COMPRESSOR BUILDING	Shops/Trade	1979	780	\$412,431	\$261,627	0.63	0.24
0175	BLDG G - PARTICULATE LAB	Laboratory	1979	5,435	\$3,677,612	\$1,510,172	0.41	0.26
0176	BLDG H - FUEL PREPARATION AND	Laboratory	1979	8,820	\$5,966,919	\$3,285,092	0.55	0.23
0177	BLDG I - ENVIRONMENTAL CONTROL	Laboratory	1978	9,262	\$6,266,407	\$3,463,668	0.55	0.48
0178	BLDG J - HPT DEMONSTRATION FAC	Laboratory	1950	2,607	\$1,763,934	\$1,007,852	0.57	0.48
0179	BLDG K - HPT GAS STORAGE	Warehouse/Storage/Utility	1978	192	\$39,340	\$22,019	0.56	0.39
0180	BLDG L - HPT FACILITY SUPPORT	Shops/Trade	1978	645	\$243,651	\$74,066	0.30	0.11
0181	BLDG M - STORAGE BUILDING 1	Warehouse/Storage/Utility	1962	1,536	\$273,727	\$113,346	0.41	0.11
0182	BLDG N - FACILITY MAINTENANCE	Shops/Trade	1978	2,160	\$813,440	\$176,598	0.22	0.10
0183	BLDG O - STORAGE 2	Warehouse/Storage/Utility	1978	3,600	\$732,223	\$258,910	0.35	0.09
0184	BLDG P - PROCESS DEVELOPMENT	Laboratory	1983	3,235	\$2,189,055	\$880,895	0.40	0.09
0186	HAZARDOUS MATERIALS STORAGE	Warehouse/Storage/Utility	1981	8,000	\$3,729,595	\$1,172,306	0.31	0.28
0188	BLDG C - TECH DEMONSTRATION FAC	Laboratory	1950	17,976	\$11,629,273	\$5,251,801	0.45	0.37
0189	GENERATOR BUILDING	Warehouse/Storage/Utility	1994	340	\$1,284,245	\$1,270,430	0.99	0.02

BLDG #	BUILDING NAME	BLDG TYPE	YEAR BUILT	GSF	CRV	RENEWAL COSTS (\$)	FCNI	FCI
0190	BLDG W - LABORATORY FACILITY	Laboratory	1992	46,925	\$27,286,407	\$7,386,777	0.27	0.05
0191	BLDG X - LOREN MCEWEN TECH DE	Laboratory	1994	7,688	\$5,201,701	\$1,235,945	0.24	0.07
0208	510 TULANE DRIVE	Dormitory/Apartments	1972	20,778	\$7,597,606	\$5,296,362	0.70	0.46
0209	520 TULANE DRIVE	Dormitory/Apartments	1972	20,778	\$7,597,606	\$5,236,839	0.69	0.46
0210	530 TULANE DRIVE	Dormitory/Apartments	1972	20,778	\$7,597,606	\$5,236,839	0.69	0.46
0211	3904 UNIVERSITY AVENUE	Dormitory/Apartments	1971	48,619	\$17,776,392	\$11,482,289	0.65	0.42
0212	302, 304, 306, 308 TULANE COURT	Dormitory/Apartments	1971	3,302	\$1,206,835	\$1,051,574	0.87	0.58
0213	301-319 TULANE COURT	Dormitory/Apartments	1971	7,856	\$2,871,786	\$1,911,153	0.67	0.46
0214	401-415 TULANE COURT	Dormitory/Apartments	1971	6,242	\$2,281,693	\$1,613,778	0.71	0.49
0215	417-427 TULANE COURT	Dormitory/Apartments	1971	4,630	\$1,692,869	\$1,311,176	0.77	0.52
0216	STORAGE 3	Warehouse/Storage/Utility	1994	5,600	\$998,103	\$80,862	0.08	0.00
0217	STEAM HOUSE, SIX-PLEXES (EST W	Warehouse/Storage/Utility	2001	521	\$149,402	\$22,289	0.15	0.07
0218	STEAM HOUSE, TULANE DR (EST W	Warehouse/Storage/Utility	2001	627	\$180,195	\$28,128	0.16	0.01
0221	LAIRD CORE AND SAMPLE LIBRARY	Warehouse/Storage/Utility	2016	64,292	\$14,766,833	\$157,180	0.01	0.00
0225	325 PRINCETON	Dormitory/Apartments	1953	3,326	\$1,215,718	\$458,725	0.38	0.32
0226	BIOLOGY STORAGE BUILDING	Warehouse/Storage/Utility	2013	1,800	\$137,997	\$7,806	0.06	0.00
0227	BLDG Z - DISCOVERY HALL	Office/Administrative	2004	45,471	\$14,572,078	\$2,922,013	0.20	0.06
0228	BLDG R - HYDROGEN FACILITY	Laboratory	2007	22,112	\$14,959,174	\$2,049,077	0.14	0.00
0233	GORECKI ALUMNI CENTER	Office/Administrative	2013	43,066	\$16,087,331	\$1,769,325	0.11	0.00
0234	INFORMATION TECHNOLOGIES	Office/Administrative	2013	41,429	\$18,995,731	\$970,796	0.05	0.00
0236	UND ATHLETICS HIGH PERFORMAN	Gymnasium/Athletics	2015	157,551	\$58,839,333	\$2,503,152	0.04	0.00
0237	SCHOOL OF MEDICINE	Laboratory	2016	327,111	\$127,949,633	\$5,789,625	0.05	0.00
0240	CENTER FOR FAMILY MEDICINE	Medical/Clinic	2005	45,109	\$24,680,956	\$2,588,619	0.10	0.01
0241	HOPPER DANLEY MEMORIAL CHAP	Religious Facility	2007	4,296	\$2,557,562	\$192,868	0.08	0.00
0243	CENTER FOR FAMILY MEDICINE	Medical/Clinic	2011	30,712	\$17,046,636	\$1,581,099	0.09	0.00
0246	ROBIN HALL	Classroom/Academic	2016	64,000	\$26,221,734	\$587,787	0.02	0.00
0247	COLLABORATIVE ENERGY COMPLE	Laboratory	2016	41,183	\$24,827,280	\$547,605	0.02	0.00
0248	SCHOOL OF MEDICINE & HS GENER	Warehouse/Storage/Utility	2016	3,050	\$4,192,905	\$7,634	0.00	0.00
0254	AVIATION HANGAR 254 (HELICOPT	Warehouse/Storage/Utility	2011	22,234	\$5,498,216	\$1,062,874	0.19	0.01
0256	AVIATION HANGAR 256	Warehouse/Storage/Utility	1981	15,046	\$6,517,672	\$3,360,903	0.52	0.41
0257	AVIATION WASH BAY	Shops/Trade	1989	5,339	\$1,085,010	\$773,812	0.71	0.30
0258	AVIATION HANGAR 258	Warehouse/Storage/Utility	2009	10,457	\$2,125,604	\$530,608	0.25	0.01
0259	AVIATION JAMES C RAY LINE SUPP	Warehouse/Storage/Utility	2004	23,432	\$5,794,739	\$526,786	0.09	0.02
0260	AVIATION MAINTENANCE HANGA	Warehouse/Storage/Utility	1989	20,824	\$9,020,174	\$4,430,527	0.49	0.10
0261	AVIATION ADMINISTRATION	Office/Administrative	1989	17,651	\$7,177,561	\$4,326,362	0.60	0.21
0262	AVIATION MAINTENANCE FACILITY	Shops/Trade	1989	29,347	\$12,054,394	\$4,843,777	0.40	0.09
0263	AVIATION STORAGE HANGAR 263	Warehouse/Storage/Utility	1989	10,233	\$2,079,919	\$1,148,330	0.55	0.10
0264	AVIATION HANGAR 264 (CITY)	Warehouse/Storage/Utility	1941	15,465	\$3,006,302	\$932,204	0.31	0.23
0300	AVIATION HANGAR (LEIGH)	Warehouse/Storage/Utility	1970	3,024	\$870,180	\$264,143	0.30	0.16
0301	WILKERSON COMPLEX TUNNELS	Tunnels and Bridges	1969	10,352	\$3,737,753	\$1,129,622	0.30	0.20
0302	JOHNSTONE-FULTON-SMITH TUNN	Tunnels and Bridges	1956	2,737	\$988,547	\$176,604	0.18	0.16
0303	HANCOCK-SQUIRES-WALSH-BEK T	Tunnels and Bridges	1957	3,958	\$1,612,317	\$332,348	0.21	0.15
0306	CLIFFORD-RYAN SKYWALK	Skywalk	1992	6,713	\$2,217,635	\$1,806,539	0.81	0.04
0307	JOHNSTONE-HANCOCK SKYWALK	Skywalk	1998	2,659	\$1,083,389	\$175,975	0.16	0.07
0310	COLUMBIA ROAD TUNNEL	Tunnels and Bridges	1985	2,002	\$575,938	\$171,310	0.30	0.18
0311	AVIATION ADMINISTRATION SKYW	Skywalk	1989	1,054	\$447,963	\$616,696	1.38	0.16
0313	PARKING RAMP SKYWALK	Skywalk	2007	2,180	\$834,534	\$82,385	0.10	0.04
0314	ODEGARD-CLIFFORD SKYWALK	Skywalk	1990	2,563	\$846,774	\$766,065	0.90	0.08
0315	PARKING RAMP-SWANSON TUNN	Tunnels and Bridges	2007	3,020	\$1,295,667	\$171,202	0.13	0.02
0316	NURSING-NPCBR SKYWALK	Skywalk	2011	519	\$193,612	\$23,660	0.12	0.00
0517	TECH ACCELERATOR	Laboratory	2008	50,000	\$29,074,452	\$4,591,636	0.16	0.04
0518	HAMLIN SQUARE UNIT A	Office/Administrative	2009	76,943	\$31,178,749	\$4,550,601	0.15	0.04
0519	HAMLIN SQUARE UNIT B	Office/Administrative	2009	73,372	\$30,009,029	\$4,239,779	0.14	0.04
0520	FORENSIC PATHOLOGY	Laboratory	2012	7,200	\$5,130,984	\$420,442	0.08	0.00

APPENDIX B  
BUILDING LIST BY BUILDING FCNI

BLDG #	BUILDING NAME	BLDG TYPE	YEAR	GSF	CRV	TOTAL 10 YR NEEDS (\$)	FCNI
<b>&gt;0.60</b>							
0311	AVIATION ADMINISTRATION	Skywalk	1989	1,054	\$447,963	\$616,696	1.38
0189	GENERATOR BUILDING	Warehouse/Storage	1994	340	\$1,284,245	\$1,270,430	0.99
0168	AVIATION LINE WELLNESS	Office/Administrat	1987	425	\$180,200	\$174,591	0.97
0314	ODEGARD-CLIFFORD SKYWALK	Skywalk	1990	2,563	\$846,774	\$766,065	0.90
0212	302, 304, 306, 308 TULANE C	Dormitory/Apartm	1971	3,302	\$1,206,835	\$1,051,574	0.87
0306	CLIFFORD-RYAN SKYWALK	Skywalk	1992	6,713	\$2,217,635	\$1,806,539	0.81
0215	417-427 TULANE COURT	Dormitory/Apartm	1971	4,630	\$1,692,869	\$1,311,176	0.77
0093	500 TULANE DRIVE	Dormitory/Apartm	1971	17,599	\$6,435,186	\$4,845,445	0.75
0112	550 CARLETON COURT	Dormitory/Apartm	1982	22,991	\$8,405,970	\$6,261,786	0.74
0113	580 CARLETON COURT	Dormitory/Apartm	1982	23,094	\$8,444,040	\$6,280,300	0.74
0141	3702 BERKELEY DRIVE	Dormitory/Apartm	1963	6,275	\$2,294,383	\$1,687,298	0.74
0151	UNDPD EVIDENCE STORAGE	Warehouse/Storage	1990	661	\$54,743	\$39,933	0.73
0139	3605 MANITOBA AVENUE	Dormitory/Apartm	1980	23,094	\$8,444,040	\$6,131,174	0.73
0140	3600 CAMPUS ROAD	Dormitory/Apartm	1980	23,094	\$8,444,040	\$6,130,812	0.73
0138	110 STATE STREET	Dormitory/Apartm	1980	23,094	\$8,444,040	\$6,130,354	0.73
0144	3717 BERKELEY DRIVE	Dormitory/Apartm	1963	6,275	\$2,294,383	\$1,648,868	0.72
0145	3722 BERKELEY DRIVE	Dormitory/Apartm	1963	6,275	\$2,294,383	\$1,648,868	0.72
0147	3810 BERKELEY DRIVE	Dormitory/Apartm	1963	6,275	\$2,294,383	\$1,648,868	0.72
0142	3707 BERKELEY DRIVE	Dormitory/Apartm	1963	6,275	\$2,294,383	\$1,648,790	0.72
0148	3815 BERKELEY DRIVE	Dormitory/Apartm	1963	6,275	\$2,294,383	\$1,648,790	0.72
0143	3712 BERKELEY DRIVE	Dormitory/Apartm	1963	6,275	\$2,294,383	\$1,647,717	0.72
0146	3805 BERKELEY DRIVE	Dormitory/Apartm	1963	6,275	\$2,294,383	\$1,647,717	0.72
0257	AVIATION WASH BAY	Shops/Trade	1989	5,339	\$1,085,010	\$773,812	0.71
0149	3820 BERKELEY DRIVE	Dormitory/Apartm	1963	6,275	\$2,294,383	\$1,625,447	0.71
0214	401-415 TULANE COURT	Dormitory/Apartm	1971	6,242	\$2,281,693	\$1,613,778	0.71
0208	510 TULANE DRIVE	Dormitory/Apartm	1972	20,778	\$7,597,606	\$5,296,362	0.70
0161	560 CARLETON COURT	Dormitory/Apartm	1973	20,778	\$7,597,606	\$5,294,197	0.70
0163	540 CARLETON COURT	Dormitory/Apartm	1973	20,778	\$7,597,606	\$5,243,843	0.69
0162	570 CARLETON COURT	Dormitory/Apartm	1973	20,778	\$7,597,606	\$5,243,349	0.69
0209	520 TULANE DRIVE	Dormitory/Apartm	1972	20,778	\$7,597,606	\$5,236,839	0.69
0210	530 TULANE DRIVE	Dormitory/Apartm	1972	20,778	\$7,597,606	\$5,236,839	0.69
0053	OAKVILLE (EMERADO) TELES	Warehouse/Storage	1992	320	\$83,254	\$56,818	0.68
0070	ELECTRIC METER BUILDING	Shops/Trade	1983	1,092	\$505,634	\$341,229	0.67
0213	301-319 TULANE COURT	Dormitory/Apartm	1971	7,856	\$2,871,786	\$1,911,153	0.67
0049	BRYCE STREIBEL HALL	Classroom/Academ	1985	26,933	\$11,063,292	\$7,352,153	0.66
0211	3904 UNIVERSITY AVENUE	Dormitory/Apartm	1971	48,619	\$17,776,392	\$11,482,289	0.65
0173	BLDG E - COMPRESSOR BUIL	Shops/Trade	1979	780	\$412,431	\$261,627	0.63
0037	MEDICAL EDUCATION CENTE	Classroom/Academ	1978	28,169	\$11,570,898	\$7,288,675	0.63
0165	205-209 STATE STREET	Dormitory/Apartm	1974	22,581	\$8,256,226	\$5,098,049	0.62
0261	AVIATION ADMINISTRATION	Office/Administrat	1989	17,651	\$7,177,561	\$4,326,362	0.60
0167	AVIATION STORAGE HANGA	Warehouse/Storage	1979	10,884	\$2,209,359	\$1,330,622	0.60
0020	HARRINGTON HALL	Laboratory	1952	62,895	\$36,744,870	\$22,064,446	0.60

BLDG #	BUILDING NAME	BLDG TYPE	YEAR BUILT	GSF	CRV	TOTAL 10 YR NEEDS (\$)	FCNI
<b>0.59-0.50</b>							
0121	THOMAS J. RYAN HALL	Classroom/Academ	1988	64,638	\$26,483,533	\$15,319,316	0.58
0164	3711-3719 UNIVERSITY AVEN	Dormitory/Apartm	1964	22,581	\$8,256,226	\$4,773,235	0.58
0172	BLDG D - TECH DEMONSTRA	Laboratory	1979	14,649	\$9,911,024	\$5,672,495	0.57
0178	BLDG J - HPT DEMONSTRATI	Laboratory	1950	2,607	\$1,763,934	\$1,007,852	0.57
0035	ABBOT HALL	Laboratory	1961	111,054	\$62,727,643	\$35,384,840	0.56
0179	BLDG K - HPT GAS STORAGE	Warehouse/Storag	1978	192	\$39,340	\$22,019	0.56
0177	BLDG I - ENVIRONMENTAL C	Laboratory	1978	9,262	\$6,266,407	\$3,463,668	0.55
0263	AVIATION STORAGE HANGA	Warehouse/Storag	1989	10,233	\$2,079,919	\$1,148,330	0.55
0025	HANCOCK HALL	Dormitory/Apartm	1952	30,704	\$14,226,951	\$7,843,944	0.55
0176	BLDG H - FUEL PREPARATION	Laboratory	1979	8,820	\$5,966,919	\$3,285,092	0.55
0108	CENTRAL FOODS BUILDING	Food Service/Dinir	1974	19,624	\$10,367,811	\$5,580,243	0.54
0079	CONFERENCE CENTER - 2724	Dormitory/Apartm	1928	13,214	\$6,751,171	\$3,551,470	0.53
0064	STARCHER HALL	Laboratory	1980	98,326	\$55,934,031	\$29,314,034	0.52
0166	AVIATION FLIGHT OPERATIO	Office/Administrat	1974	11,889	\$5,055,764	\$2,647,942	0.52
0098	3725 UNIVERSITY AVENUE	Dormitory/Apartm	1968	17,409	\$6,365,390	\$3,296,596	0.52
0029	WALSH HALL	Dormitory/Apartm	1959	72,063	\$30,760,976	\$15,920,896	0.52
0038	WITMER HALL	Classroom/Academ	1968	66,907	\$27,153,192	\$14,012,208	0.52
0256	AVIATION HANGAR 256	Warehouse/Storag	1981	15,046	\$6,517,672	\$3,360,903	0.52
0085	NOREN HALL	Dormitory/Apartm	1968	67,410	\$28,774,964	\$14,627,463	0.51
0011	GAMBLE HALL	Classroom/Academ	1968	120,119	\$47,131,149	\$23,866,457	0.51
0084	SELKE HALL	Dormitory/Apartm	1967	67,388	\$28,766,081	\$14,477,669	0.50
0004	GILLETTE HALL	Classroom/Academ	1918	27,871	\$12,120,937	\$6,063,058	0.50

BLDG #	BUILDING NAME	BLDG TYPE	YEAR BUILT	GSF	CRV	TOTAL 10 YR NEEDS (\$)	FCNI
<b>0.49-0.30</b>							
0260	AVIATION MAINTENANCE H	Warehouse/Storage	1989	20,824	\$9,020,174	\$4,430,527	0.49
0083	BRANNON HALL	Dormitory/Apartm	1965	67,273	\$28,716,589	\$14,089,323	0.49
0050	JOHN D. ODEGARD HALL	Classroom/Academ	1983	58,344	\$23,904,608	\$11,479,101	0.48
0016	MERRIFIELD HALL	Classroom/Academ	1929	94,138	\$37,529,515	\$17,802,475	0.47
0120	AVIATION AIRCRAFT HANGA	Warehouse/Storage	1987	10,425	\$4,722,013	\$2,216,949	0.47
0043	HOUSING OFFICE	Office/Administrat	1986	39,401	\$14,718,061	\$6,724,864	0.46
0021	GUSTAFSON HALL	Office/Administrat	1908	9,119	\$4,729,687	\$2,148,497	0.45
0188	BLDG C - TECH DEMONSTRAT	Laboratory	1950	17,976	\$11,629,273	\$5,251,801	0.45
0117	COLLEGE OF NURSING	Classroom/Academ	1976	61,796	\$25,319,204	\$11,432,058	0.45
0036	SWANSON HALL	Dormitory/Apartm	1985	54,128	\$23,772,498	\$10,722,183	0.45
0095	UPSON ONE	Laboratory	1971	76,179	\$43,949,845	\$19,460,634	0.44
0137	STEAM HOUSE, 2ND AVE N (	Infrastructure	1963	93	\$22,530	\$9,856	0.44
0009	ND MUSEUM OF ART	Library	1907	18,898	\$9,351,871	\$4,044,446	0.43
0040	RAY RICHARDS GOLF COURSE	Retail	1941	5,494	\$2,047,145	\$857,543	0.42
0074	BURTNESS THEATRE	Theater/Auditorium	1963	17,795	\$8,894,452	\$3,687,182	0.41
0181	BLDG M - STORAGE BUILDING	Warehouse/Storage	1962	1,536	\$273,727	\$113,346	0.41
0073	SMITH HALL	Dormitory/Apartm	1963	66,320	\$28,309,235	\$11,644,845	0.41
0175	BLDG G - PARTICULATE LAB	Laboratory	1979	5,435	\$3,677,612	\$1,510,172	0.41
0184	BLDG P - PROCESS DEVELOP	Laboratory	1983	3,235	\$2,189,055	\$880,895	0.40
0262	AVIATION MAINTENANCE FA	Shops/Trade	1989	29,347	\$12,054,394	\$4,843,777	0.40
0106	UPSON 2	Classroom/Academ	1974	46,452	\$19,452,438	\$7,752,623	0.40
0008	ARMORY	Gymnasium/Athlet	1918	20,174	\$9,118,074	\$3,590,809	0.39
0061	GOLF MAINTENANCE HOUSE	Shops/Trade	1967	1,000	\$191,291	\$74,039	0.39
0225	325 PRINCETON	Dormitory/Apartm	1953	3,326	\$1,215,718	\$458,725	0.38
0080	LEONARD HALL	Laboratory	1964	68,690	\$39,866,743	\$15,033,283	0.38
0028	BEK HALL	Dormitory/Apartm	1957	45,839	\$20,131,688	\$7,551,848	0.38
0075	SQUIRES HALL	Dormitory/Apartm	1963	88,485	\$37,066,722	\$13,853,360	0.37
0024	HYSLOP SPORTS CENTER	Gymnasium/Athlet	1951	370,234	\$138,270,634	\$50,386,078	0.36
0017	BIOMEDICAL RESEARCH FAC	Laboratory	2001	24,876	\$16,093,676	\$5,853,896	0.36
0183	BLDG O - STORAGE 2	Warehouse/Storage	1978	3,600	\$732,223	\$258,910	0.35
0089	MECHANICAL SHOP	Shops/Trade	1955	10,482	\$4,640,194	\$1,622,896	0.35
0002	O'KELLY HALL	Classroom/Academ	1947	133,025	\$52,031,758	\$18,167,115	0.35
0005	BABCOCK HALL	Office/Administrat	1908	23,830	\$11,282,690	\$3,937,483	0.35
0169	BLDG A - CONFERENCE AND	Library	1979	8,761	\$3,892,076	\$1,329,732	0.34
0012	COLUMBIA HALL (OLD SCHO	Office/Administrat	1950	280,202	\$133,312,063	\$45,403,530	0.34
0027	FULTON HALL	Dormitory/Apartm	1956	38,437	\$17,254,826	\$5,820,076	0.34
0026	JOHNSTONE HALL	Dormitory/Apartm	1952	36,455	\$16,365,245	\$5,428,140	0.33
0001	TWAMLEY HALL	Office/Administrat	1962	76,706	\$34,669,211	\$11,498,915	0.33
0010	CHESTER FRITZ AUDITORIUM	Theater/Auditorium	1972	89,593	\$43,444,003	\$14,113,436	0.32
0109	SAFETY AND SECURITY BUILD	Office/Administrat	1974	7,293	\$3,989,313	\$1,279,617	0.32
0186	HAZARDOUS MATERIALS STG	Warehouse/Storage	1981	8,000	\$3,729,595	\$1,172,306	0.31
0264	AVIATION HANGAR 264 (CIT	Warehouse/Storage	1941	15,465	\$3,006,302	\$932,204	0.31
0104	HUGHES FINE ART BUILDING	Classroom/Academ	1974	136,782	\$53,501,908	\$16,524,302	0.31
0170	BLDG B - ADMINISTRATION	Office/Administrat	1950	29,081	\$11,213,036	\$3,443,395	0.31
0180	BLDG L - HPT FACILITY SUPP	Shops/Trade	1978	645	\$243,651	\$74,066	0.30
0300	AVIATION HANGAR (LEIGH)	Warehouse/Storage	1970	3,024	\$870,180	\$264,143	0.30
0301	WILKERSON COMPLEX TUNN	Tunnels and Bridge	1969	10,352	\$3,737,753	\$1,129,622	0.30
0310	COLUMBIA ROAD TUNNEL	Tunnels and Bridge	1985	2,002	\$575,938	\$171,310	0.30



BLDG #	BUILDING NAME	BLDG TYPE	YEAR BUILT	GSF	CRV	TOTAL 10 YR NEEDS (\$)	FCNI
<b>0.29-0.20</b>							
0071	THOMAS J. CLIFFORD HALL	Classroom/Academ	1992	74,663	\$30,101,975	\$8,806,024	0.29
0054	TRANSPORT, GROUNDS, MA	Shops/Trade	1987	59,385	\$22,389,945	\$6,456,881	0.29
0190	BLDG W - LABORATORY FACI	Laboratory	1992	46,925	\$27,286,407	\$7,386,777	0.27
0122	SKALICKY TECH INCUBATOR	Office/Administrat	1996	32,412	\$15,009,720	\$3,896,104	0.26
0258	AVIATION HANGAR 258	Warehouse/Storage	2009	10,457	\$2,125,604	\$530,608	0.25
0191	BLDG X - LOREN MCEWEN TE	Laboratory	1994	7,688	\$5,201,701	\$1,235,945	0.24
0068	NEUROSCIENCE RESEARCH C	Laboratory	2004	17,478	\$11,295,092	\$2,681,159	0.24
0086	WILKERSON COMMONS	Food Service/Dinir	1969	70,375	\$23,286,180	\$5,266,795	0.23
0015	CARNEGIE	Office/Administrat	1908	17,483	\$8,837,518	\$1,930,609	0.22
0182	BLDG N - FACILITY MAINTEN	Shops/Trade	1978	2,160	\$813,440	\$176,598	0.22
0303	HANCOCK-SQUIRES-WALSH	Tunnels and Bridge	1957	3,958	\$1,612,317	\$332,348	0.21
0227	BLDG Z - DISCOVERY HALL	Office/Administrat	2004	45,471	\$14,572,078	\$2,922,013	0.20

BLDG #	BUILDING NAME	BLDG TYPE	YEAR BUILT	GSF	CRV	TOTAL 10 YR NEEDS (\$)	FCNI
<b>0.19-0.10</b>							
0254	AVIATION HANGAR 254 (HEL	Warehouse/Storage	2011	22,234	\$5,498,216	\$1,062,874	0.19
0032	MCCANNEL HALL	Office/Administrat	1958	77,932	\$35,223,192	\$6,642,867	0.19
0007	CHESTER FRITZ LIBRARY	Library	1961	155,725	\$71,975,193	\$13,391,524	0.19
0107	FACILITIES BUILDING	Shops/Trade	1974	86,034	\$31,793,445	\$5,827,454	0.18
0302	JOHNSTONE-FULTON-SMITH	Tunnels and Bridge	1956	2,737	\$988,547	\$176,604	0.18
0013	LAW BUILDING	Classroom/Academ	1922	96,576	\$43,090,457	\$7,650,799	0.18
0088	WELLNESS CENTER	Gymnasium/Athlet	2006	108,379	\$41,253,879	\$7,021,709	0.17
0033	PARKING RAMP	Office/Administrat	2007	14,911	\$7,824,760	\$1,289,804	0.16
0058	UNIV HEALTH FAC - ALTRU F	Medical/Clinic	2001	45,111	\$24,682,076	\$4,060,725	0.16
0307	JOHNSTONE-HANCOCK SKY	Skywalk	1998	2,659	\$1,083,389	\$175,975	0.16
0041	UNIVERSITY BOOKSTORE	Retail	2000	32,347	\$10,838,680	\$1,731,908	0.16
0517	TECH ACCELERATOR	Laboratory	2008	50,000	\$29,074,452	\$4,591,636	0.16
0046	UNIVERSITY PLACE	Dormitory/Apartm	2007	110,770	\$43,904,620	\$6,920,483	0.16
0218	STEAM HOUSE, TULANE DR (	Warehouse/Storage	2001	627	\$180,195	\$28,128	0.16
0072	AMERICAN INDIAN CENTER	Office/Administrat	2002	5,108	\$2,794,170	\$420,551	0.15
0217	STEAM HOUSE, SIX-PLEXES (	Warehouse/Storage	2001	521	\$149,402	\$22,289	0.15
0518	HAMLIN SQUARE UNIT A	Office/Administrat	2009	76,943	\$31,178,749	\$4,550,601	0.15
0519	HAMLIN SQUARE UNIT B	Office/Administrat	2009	73,372	\$30,009,029	\$4,239,779	0.14
0228	BLDG R - HYDROGEN FACILI	Laboratory	2007	22,112	\$14,959,174	\$2,049,077	0.14
0315	PARKING RAMP-SWANSON	Tunnels and Bridge	2007	3,020	\$1,295,667	\$171,202	0.13
0119	NO. PLAINS CTR FOR BEHAV	Office/Administrat	2008	26,840	\$16,465,498	\$2,083,726	0.13
0022	EDUCATION BUILDING	Classroom/Academ	1954	93,470	\$38,319,862	\$4,789,483	0.12
0316	NURSING-NPCBR SKYWALK	Skywalk	2011	519	\$193,612	\$23,660	0.12
0099	UNIVERSITY HOUSE	Residential/Single	2008	8,289	\$3,063,792	\$346,331	0.11
0233	GORECKI ALUMNI CENTER	Office/Administrat	2013	43,066	\$16,087,331	\$1,769,325	0.11
0150	GOLF MAINTENANCE SHOP	Shops/Trade	2006	2,100	\$971,742	\$102,039	0.11
0240	CENTER FOR FAMILY MEDICI	Medical/Clinic	2005	45,109	\$24,680,956	\$2,588,619	0.10
0313	PARKING RAMP SKYWALK	Skywalk	2007	2,180	\$834,534	\$82,385	0.10
0110	DATA CENTER	Office/Administrat	1974	12,646	\$8,517,870	\$840,153	0.10

BLDG #	BUILDING NAME	BLDG TYPE	YEAR BUILT	GSF	CRV	TOTAL 10 YR NEEDS (\$)	FCNI
<b>0.09-0.00</b>							
0243	CENTER FOR FAMILY MEDICI	Medical/Clinic	2011	30,712	\$17,046,636	\$1,581,099	0.09
0259	AVIATION JAMES C RAY LINE	Warehouse/Storage	2004	23,432	\$5,794,739	\$526,786	0.09
0520	FORENSIC PATHOLOGY	Laboratory	2012	7,200	\$5,130,984	\$420,442	0.08
0216	STORAGE 3	Warehouse/Storage	1994	5,600	\$998,103	\$80,862	0.08
0241	HOPPER DANLEY MEMORIAL	Religious Facility	2007	4,296	\$2,557,562	\$192,868	0.08
0014	GERSHMAN GRADUATE CEN	Office/Administrat	1903	8,222	\$4,265,444	\$291,360	0.07
0097	EAST TOWER - PARKING RAN	Parking/Garage	2007	4,838	\$2,016,941	\$128,571	0.06
0226	BIOLOGY STORAGE BUILDING	Warehouse/Storage	2013	1,800	\$137,997	\$7,806	0.06
0234	INFORMATION TECHNOLOG	Office/Administrat	2013	41,429	\$18,995,731	\$970,796	0.05
0237	SCHOOL OF MEDICINE	Laboratory	2016	327,111	\$127,949,633	\$5,789,625	0.05
0236	UND ATHLETICS HIGH PERFO	Gymnasium/Athlet	2015	157,551	\$58,839,333	\$2,503,152	0.04
0246	ROBIN HALL	Classroom/Academ	2016	64,000	\$26,221,734	\$587,787	0.02
0247	COLLABORATIVE ENERGY CC	Laboratory	2016	41,183	\$24,827,280	\$547,605	0.02
0221	LAIRD CORE AND SAMPLE LI	Warehouse/Storage	2016	64,292	\$14,766,833	\$157,180	0.01
0248	SCHOOL OF MEDICINE & HS	Warehouse/Storage	2016	3,050	\$4,192,905	\$7,634	0.00

APPENDIX C  
FCNI COMPARISON



### RENEWAL COSTS BY SYSTEM

*All costs shown as Present Value*

CATEGORY	NONRECURRING PROJECT	RECURRING COMPONENT REPLACEMENT COSTS	TOTAL 10-YEAR FACILITY RENEWAL COSTS
ACCESSIBILITY	\$27,117,668	\$0	\$27,117,668
EXTERIOR	\$3,421,839	\$70,649,555	\$74,071,394
INTERIOR	\$34,263	\$171,341,463	\$171,375,726
PLUMBING	\$253,982	\$143,248,180	\$143,502,162
HVAC	\$39,205,453	\$177,441,034	\$216,646,486
FIRE/LIFE SAFETY	\$42,732,260	\$17,839,795	\$60,572,055
ELECTRICAL	\$5,616,625	\$149,342,260	\$154,958,884
SITE	\$925,024	\$796,137	\$1,721,161
VERT. TRANS	\$0	\$22,245,839	\$22,245,839
HEALTH	\$2,640,810	\$3,452,698	\$6,093,508
<b>TOTALS</b>	<b>\$121,947,923</b>	<b>\$756,356,961</b>	<b>\$878,304,884</b>

#### APPENDIX - Non-Recurring Project List for Appropriated Buildings

The table below is a list of non-recurring projects for appropriated buildings. The Project Number includes the building number (first 4 digits), followed by the project type. The Priority Class is broken up into three priorities:

- **PRIORITY 1 – IMMEDIATE**

Projects in this category require immediate action to:

- Correct a cited safety hazard
- Atop accelerated deterioration
- And/or return a facility to normal operation

- **PRIORITY 2 – CRITICAL**

Projects in this category include actions that must be addressed in the short-term:

- Repairs to prevent further deterioration

- b) Improvements to facilities associated with critical accessibility needs
- c) Potential safety hazards

- **PRIORITY 3 – NON-CRITICAL**

Projects in this category include:

- a) Improvements to facilities associated with non-critical accessibility needs
- b) Actions to bring a facility into compliance with current building codes as grandfather clauses expire
- c) Actions to improve the usability of a facility following an occupancy or use change

The Project Classification is broken up into two different categories: Plant Adaption and Corrective Action.

### Plant/Program Adaption

Non-recurring expenditures, stored in the Projects module, required to adapt the physical plant to the evolving needs of the institution and to changing codes or standards. These are expenditures beyond normal maintenance. Examples include compliance with changing codes (e.g., accessibility), facility alterations required by changed teaching or research methods, and Improvements occasioned by the adoption of modern technology (e.g., the use of personal computer networks).

### Corrective Action

Non-recurring expenditures, stored in the project module, for repairs needed to correct random and unpredictable deficiencies. Such projects are not related to aligning a building with codes or standards. Deficiencies classified as Corrective action could influence building aesthetics, safety, or usability.

BLDG #	BUILDING NAME	PROJECT TITLE	PRIORITY CLASS	PROJECT CLASSIFICATION
0520	FORENSIC PATHOLOGY	ENCLOSE THE HVAC EQUIPMENT ROOM	IMMEDIATE	Corrective Action
0246	ROBIN HALL	EVALUATE CAUSE OF RAIN LEAKS IN TOWER	IMMEDIATE	Corrective Action
0259	AVIATION JAMES C RAY LINE SUPPORT FAC	WINDOW REPAIRS	IMMEDIATE	Corrective Action
0037	MEDICAL EDUCATION CENTER	ELIMINATE FIRE RATING COMPROMISES	IMMEDIATE	Plant Adaption
0025	HANCOCK HALL	STAIR TOWER DOOR UPGRADES	IMMEDIATE	Plant Adaption
0186	HAZARDOUS MATERIALS STORAGE	ADD SUMP PUMP	IMMEDIATE	Plant Adaption
0520	FORENSIC PATHOLOGY	INSTALL SUMP PUMP FOR OUTDOOR LIFT	IMMEDIATE	Corrective Action
0261	AVIATION ADMINISTRATION	WET SEAL CURTAIN WALL SYSTEM	CRITICAL	Corrective Action
0311	AVIATION ADMINISTRATION SKYWALK	WET SEAL STOREFRONT WINDOW SYSTEM	CRITICAL	Corrective Action
0211	3904 UNIVERSITY AVENUE	SITE ACCESSIBILITY UPGRADES	CRITICAL	Plant Adaption
0098	3725 UNIVERSITY AVENUE	SITE ACCESSIBILITY UPGRADES	CRITICAL	Plant Adaption
0164	3711-3719 UNIVERSITY AVENUE	MODIFY ENTRY STEP FOR WHEELCHAIR ACCESS	CRITICAL	Plant Adaption
0165	205-209 STATE STREET	MODIFY ENTRY STEP FOR WHEELCHAIR ACCESS	CRITICAL	Plant Adaption
0212	302, 304, 306, 308 TULANE COURT	FIRE ALARM SYSTEM INSTALLATION	CRITICAL	Plant Adaption
0233	GORECKI ALUMNI CENTER	MODULAR CHILLER CONTROLLER BYPASS	CRITICAL	Plant Adaption
0083	BRANNON HALL	FIRE RATED CORRIDOR DOOR UPGRADES	CRITICAL	Plant Adaption
0085	NOREN HALL	FIRE-RATED CORRIDOR DOOR UPGRADES	CRITICAL	Plant Adaption
0084	SELKE HALL	FIRE-RATED CORRIDOR DOOR UPGRADES	CRITICAL	Plant Adaption
0025	HANCOCK HALL	PEDESTRIAN TUNNEL 50L WATERPROOFING REPAIRS	CRITICAL	Corrective Action
0017	BIOMEDICAL RESEARCH FACILITY	WATERPROOFING OF EXTERIOR FOUNDATION WALL	CRITICAL	Corrective Action
0079	CONFERENCE CENTER - 2724 UNIV. AVE.	WATERPROOFING FOUNDATION WALL AT ROOMS 101-107	CRITICAL	Corrective Action
0012	COLUMBIA HALL (OLD SCHOOL OF MEDICIN	WATERPROOF EXTERIOR FOUNDATION WALL	CRITICAL	Corrective Action
0022	EDUCATION BUILDING	WATERPROOF EXTERIOR FOUNDATION WALL	CRITICAL	Corrective Action
0240	CENTER FOR FAMILY MEDICINE	CORRECT STRUCTURAL DEFICIENCY	CRITICAL	Corrective Action
0004	GILLETTE HALL	EXTERIOR CONCRETE STEP RESTORATION	CRITICAL	Corrective Action
0008	ARMORY	EXTERIOR CONCRETE STEPS RESTORATION	CRITICAL	Corrective Action
0009	ND MUSEUM OF ART	RESTORATION OF EXTERIOR CONCRETE STEPS	CRITICAL	Corrective Action
0013	LAW BUILDING	EXTERIOR CONCRETE STEPS RESTORATION	CRITICAL	Corrective Action
0021	GUSTAFSON HALL	EXTERIOR CONCRETE STOOP RESTORATION	CRITICAL	Corrective Action
0106	UPSON 2	ADD ROOFTOP FALL PROTECTION	CRITICAL	Corrective Action
0049	BRYCE STREIBEL HALL	REPAIR EXTERIOR BRICKWORK	CRITICAL	Corrective Action
0033	PARKING RAMP	EXTERIOR WATERPROOFING	CRITICAL	Corrective Action
0013	LAW BUILDING	ADD MECHANICAL PLATFORMS	CRITICAL	Plant Adaption
0005	BABCOCK HALL	ADD EXTERIOR SECONDARY EGRESS STAIR	CRITICAL	Plant Adaption
0061	GOLF MAINTENANCE HOUSE	REPLACE DAMAGED EXTERIOR TRIM	CRITICAL	Corrective Action
0070	ELECTRIC METER BUILDING	REPLACE DAMAGED EXTERIOR TRIM	CRITICAL	Corrective Action
0225	325 PRINCETON	BUILDING ENTRY ACCESSIBILITY UPGRADES	CRITICAL	Plant Adaption
0049	BRYCE STREIBEL HALL	BUILDING ENTRY ACCESSIBILITY UPGRADES	CRITICAL	Plant Adaption
0211	3904 UNIVERSITY AVENUE	BUILDING ENTRY ACCESSIBILITY UPGRADES	CRITICAL	Plant Adaption
0029	WALSH HALL	BUILDING ENTRY ACCESSIBILITY UPGRADES	CRITICAL	Plant Adaption
0075	SQUIRES HALL	BUILDING ENTRY ACCESSIBILITY UPGRADES	CRITICAL	Plant Adaption
0079	CONFERENCE CENTER - 2724 UNIV. AVE.	BUILDING PATIO ENTRY ACCESSIBILITY UPGRADES	CRITICAL	Plant Adaption
0170	BLDG B - ADMINISTRATION BUILDING	NE AND NW ENTRY ACCESSIBILITY UPGRADES	CRITICAL	Plant Adaption
0189	GENERATOR BUILDING	EAST AND WEST ENTRY STOOP UPGRADES	CRITICAL	Plant Adaption
0518	HAMLIN SQUARE UNIT A	BUILDING ENTRY ACCESSIBILITY UPGRADES	CRITICAL	Plant Adaption
0519	HAMLIN SQUARE UNIT B	BUILDING ENTRY ACCESSIBILITY UPGRADES	CRITICAL	Plant Adaption
0001	TWAMLEY HALL	IMPROVE BUILDING ENTRY ACCESSIBILITY	CRITICAL	Plant Adaption
0002	O'KELLY HALL	IMPROVE BUILDING ENTRY ACCESSIBILITY	CRITICAL	Plant Adaption
0004	GILLETTE HALL	IMPROVE BUILDING ENTRY ACCESSIBILITY	CRITICAL	Plant Adaption
0012	COLUMBIA HALL (OLD SCHOOL OF MEDICIN	IMPROVE BUILDING ENTRY ACCESSIBILITY	CRITICAL	Plant Adaption
0013	LAW BUILDING	IMPROVE BUILDING ENTRY ACCESSIBILITY	CRITICAL	Plant Adaption
0016	MERRIFIELD HALL	IMPROVE BUILDING ENTRY ACCESSIBILITY	CRITICAL	Plant Adaption
0022	EDUCATION BUILDING	IMPROVE BUILDING ENTRY ACCESSIBILITY	CRITICAL	Plant Adaption
0053	AKVILLE (EMERADO) TELESCOPE ENCLOSURE	IMPROVE BUILDING ENTRY ACCESSIBILITY	CRITICAL	Plant Adaption
0020	HARRINGTON HALL	IMPROVE BUILDING ENTRY ACCESSIBILITY	CRITICAL	Corrective Action
0014	GERSHMAN GRADUATE CENTER	BUILDING ENTRY ACCESSIBILITY UPGRADES	CRITICAL	Plant Adaption
0014	GERSHMAN GRADUATE CENTER	EXTERIOR DOOR ACCESSIBILITY UPGRADES	CRITICAL	Plant Adaption

BLDG #	BUILDING NAME	PROJECT TITLE	PRIORITY CLASS	PROJECT CLASSIFICATION
0021	GUSTAFSON HALL	IMPROVE BUILDING ENTRY ACCESSIBILITY	CRITICAL	Plant Adaption
0021	GUSTAFSON HALL	EXTERIOR DOOR ACCESSIBILITY UPGRADES	CRITICAL	Plant Adaption
0024	HYSLOP SPORTS CENTER	BUILDING ENTRY ACCESSIBILITY UPGRADES	CRITICAL	Plant Adaption
0024	HYSLOP SPORTS CENTER	EXTERIOR DOOR ACCESSIBILITY UPGRADES	CRITICAL	Plant Adaption
0032	MCCANNEL HALL	BUILDING ENTRY ACCESSIBILITY UPGRADES	CRITICAL	Plant Adaption
0038	WITMER HALL	IMPROVE BUILDING ENTRY ACCESSIBILITY	CRITICAL	Plant Adaption
0038	WITMER HALL	REPLACE HARDWARE ON ROOF DOOR	CRITICAL	Plant Adaption
0040	RAY RICHARDS GOLF COURSE CLUBHOUSE	IMPROVE BUILDING ENTRY ACCESSIBILITY	CRITICAL	Plant Adaption
0040	RAY RICHARDS GOLF COURSE CLUBHOUSE	REPLACE EXTERIOR DOOR HARDWARE	CRITICAL	Plant Adaption
0054	TRANSPORT, GROUNDS, MAT RECOVERY FAC	IMPROVE BUILDING ENTRY ACCESSIBILITY	CRITICAL	Plant Adaption
0054	TRANSPORT, GROUNDS, MAT RECOVERY FAC	EXTERIOR DOOR HARDWARE ACCESSIBILITY UPGRADES	CRITICAL	Plant Adaption
0058	NIV HEALTH FAC - ALTRU FAMILY RESIDEN	BUILDING ENTRY ACCESSIBILITY UPGRADES	CRITICAL	Plant Adaption
0064	STARCHER HALL	IMPROVE BUILDING ENTRY ACCESSIBILITY	CRITICAL	Plant Adaption
0064	STARCHER HALL	REPLACE EXTERIOR DOOR HARDWARE	CRITICAL	Plant Adaption
0070	ELECTRIC METER BUILDING	REPLACE EXTERIOR DOOR HARDWARE	CRITICAL	Plant Adaption
0080	LEONARD HALL	IMPROVE BUILDING ENTRY ACCESSIBILITY	CRITICAL	Plant Adaption
0080	LEONARD HALL	REPLACE EXTERIOR DOOR HARDWARE	CRITICAL	Plant Adaption
0089	MECHANICAL SHOP	REPLACE EXTERIOR DOOR HARDWARE	CRITICAL	Plant Adaption
0095	UPSON ONE	REPLACE EXTERIOR DOOR HARDWARE	CRITICAL	Plant Adaption
0104	HUGHES FINE ART BUILDING	IMPROVE BUILDING ENTRY ACCESSIBILITY	CRITICAL	Corrective Action
0150	GOLF MAINTENANCE SHOP	REPLACE EXTERIOR DOOR HARDWARE	CRITICAL	Corrective Action
0007	CHESTER FRITZ LIBRARY	INSTALL ADDITIONAL HANDRAILS	CRITICAL	Corrective Action
0301	WILKERSON COMPLEX TUNNELS	FINISHED CONCRETE ROOF REPAIR	CRITICAL	Corrective Action
0004	GILLETTE HALL	REPLACE ROOF HATCH	CRITICAL	Corrective Action
0013	LAW BUILDING	ADD ROPE PINTLES TO SUPPORT WORKER FALL PROTECTION	CRITICAL	Plant Adaption
0520	FORENSIC PATHOLOGY	INSTALL ROOF DRAINAGE FREEZE PROTECTION	CRITICAL	Corrective Action
0240	CENTER FOR FAMILY MEDICINE	INSTALL ROOF DRAINAGE FREEZE PROTECTION	CRITICAL	Corrective Action
0032	MCCANNEL HALL	FALL PROTECTION UPGRADE	CRITICAL	Plant Adaption
0035	ABBOT HALL	FALL PROTECTION UPGRADE	CRITICAL	Plant Adaption
0050	JOHN D. ODEGARD HALL	ADD ROPE PINTLES TO SUPPORT WORKER FALL PROTECTION	CRITICAL	Plant Adaption
0068	NEUROSCIENCE RESEARCH CENTER	ADD ROPE PINTLES TO SUPPORT WORKER FALL PROTECTION	CRITICAL	Plant Adaption
0071	THOMAS J. CLIFFORD HALL	ADD ROPE PINTLES TO SUPPORT WORKER FALL PROTECTION	CRITICAL	Plant Adaption
0074	BURTNES THEATRE	ADD ROPE PINTLES TO SUPPORT WORKER FALL PROTECTION	CRITICAL	Plant Adaption
0080	LEONARD HALL	ADD ROPE PINTLES TO SUPPORT WORKER FALL PROTECTION	CRITICAL	Plant Adaption
0088	WELLNESS CENTER	FALL PROTECTION UPGRADE	CRITICAL	Plant Adaption
0095	UPSON ONE	REPLACE ROOF HATCH	CRITICAL	Corrective Action
0095	UPSON ONE	ADD ROPE PINTLES TO SUPPORT WORKER FALL PROTECTION	CRITICAL	Plant Adaption
0108	CENTRAL FOODS BUILDING	ADD ROOFTOP FALL PROTECTION	CRITICAL	Corrective Action
0237	SCHOOL OF MEDICINE	ADD ROOFTOP FALL PROTECTION	CRITICAL	Corrective Action
0037	MEDICAL EDUCATION CENTER	INTERIOR PATH OF TRAVEL ACCESSIBILITY UPGRADES	CRITICAL	Plant Adaption
0261	AVIATION ADMINISTRATION	ELEVATOR CAB ACCESSIBILITY UPGRADES	CRITICAL	Plant Adaption
0311	AVIATION ADMINISTRATION SKYWALK	INSTALL HANDRAILS AT RAMPED SECTIONS	CRITICAL	Plant Adaption
0017	BIOMEDICAL RESEARCH FACILITY	ELEVATOR ACCESSIBILITY UPGRADES	CRITICAL	Plant Adaption
0017	BIOMEDICAL RESEARCH FACILITY	INSTALL COMPLIANT LADDER WITH SAFETY CAGE	CRITICAL	Plant Adaption
0120	AVIATION AIRCRAFT HANGAR 120	INTERIOR RAMP INSTALLATION	CRITICAL	Plant Adaption
0166	AVIATION FLIGHT OPERATIONS DISPATCH	INTERIOR PATH OF TRAVEL ACCESSIBILITY UPGRADES	CRITICAL	Plant Adaption
0166	AVIATION FLIGHT OPERATIONS DISPATCH	INSTALL COMPLIANT LADDER WITH SAFETY CAGE	CRITICAL	Plant Adaption
0033	PARKING RAMP	INSTALL COMPLIANT LADDER WITH SAFETY CAGE	CRITICAL	Plant Adaption
0211	3904 UNIVERSITY AVENUE	ACCESSIBILITY UPGRADES FOR RESIDENTIAL FACILITIES	CRITICAL	Plant Adaption
0098	3725 UNIVERSITY AVENUE	WHEELCHAIR LIFT ACCESSIBILITY UPGRADES	CRITICAL	Plant Adaption
0098	3725 UNIVERSITY AVENUE	ACCESSIBILITY UPGRADES FOR RESIDENTIAL FACILITIES	CRITICAL	Plant Adaption
0164	3711-3719 UNIVERSITY AVENUE	ACCESSIBILITY UPGRADES FOR RESIDENTIAL FACILITIES	CRITICAL	Plant Adaption
0164	3711-3719 UNIVERSITY AVENUE	INSTALL COMPLIANT LADDER WITH SAFETY CAGE	CRITICAL	Plant Adaption
0165	205-209 STATE STREET	ACCESSIBILITY UPGRADES FOR RESIDENTIAL FACILITIES	CRITICAL	Plant Adaption
0165	205-209 STATE STREET	INSTALL COMPLIANT LADDER WITH SAFETY CAGE	CRITICAL	Plant Adaption
0138	110 STATE STREET	ACCESSIBILITY UPGRADES FOR RESIDENTIAL FACILITIES	CRITICAL	Plant Adaption
0138	110 STATE STREET	ELEVATOR LOBBY CORRECTIONS	CRITICAL	Plant Adaption

BLDG #	BUILDING NAME	PROJECT TITLE	PRIORITY CLASS	PROJECT CLASSIFICATION
0112	550 CARLETON COURT	ELEVATOR ACCESSIBILITY UPGRADES	CRITICAL	Plant Adaption
0112	550 CARLETON COURT	ACCESSIBILITY UPGRADES FOR RESIDENTIAL FACILITIES	CRITICAL	Plant Adaption
0112	550 CARLETON COURT	ELEVATOR LOBBY CORRECTIONS	CRITICAL	Plant Adaption
0113	580 CARLETON COURT	ELEVATOR ACCESSIBILITY UPGRADES	CRITICAL	Plant Adaption
0113	580 CARLETON COURT	ACCESSIBILITY UPGRADES FOR RESIDENTIAL FACILITIES	CRITICAL	Plant Adaption
0113	580 CARLETON COURT	ELEVATOR LOBBY CORRECTIONS	CRITICAL	Plant Adaption
0139	3605 MANITOBA AVENUE	ELEVATOR ACCESSIBILITY UPGRADES	CRITICAL	Plant Adaption
0139	3605 MANITOBA AVENUE	ACCESSIBILITY UPGRADES FOR RESIDENTIAL FACILITIES	CRITICAL	Plant Adaption
0139	3605 MANITOBA AVENUE	ELEVATOR LOBBY CORRECTIONS	CRITICAL	Plant Adaption
0140	3600 CAMPUS ROAD	ACCESSIBILITY UPGRADES FOR RESIDENTIAL FACILITIES	CRITICAL	Plant Adaption
0140	3600 CAMPUS ROAD	ELEVATOR LOBBY CORRECTIONS	CRITICAL	Plant Adaption
0141	3702 BERKELEY DRIVE	ACCESSIBILITY UPGRADES FOR RESIDENTIAL FACILITIES	CRITICAL	Plant Adaption
0142	3707 BERKELEY DRIVE	ACCESSIBILITY UPGRADES FOR RESIDENTIAL FACILITIES	CRITICAL	Plant Adaption
0143	3712 BERKELEY DRIVE	ACCESSIBILITY UPGRADES FOR RESIDENTIAL FACILITIES	CRITICAL	Plant Adaption
0144	3717 BERKELEY DRIVE	ACCESSIBILITY UPGRADES FOR RESIDENTIAL FACILITIES	CRITICAL	Plant Adaption
0145	3722 BERKELEY DRIVE	ACCESSIBILITY UPGRADES FOR RESIDENTIAL FACILITIES	CRITICAL	Plant Adaption
0146	3805 BERKELEY DRIVE	ACCESSIBILITY UPGRADES FOR RESIDENTIAL FACILITIES	CRITICAL	Plant Adaption
0147	3810 BERKELEY DRIVE	ACCESSIBILITY UPGRADES FOR RESIDENTIAL FACILITIES	CRITICAL	Plant Adaption
0148	3815 BERKELEY DRIVE	ACCESSIBILITY UPGRADES FOR RESIDENTIAL FACILITIES	CRITICAL	Plant Adaption
0149	3820 BERKELEY DRIVE	ACCESSIBILITY UPGRADES FOR RESIDENTIAL FACILITIES	CRITICAL	Plant Adaption
0093	500 TULANE DRIVE	ACCESSIBILITY UPGRADES FOR RESIDENTIAL FACILITIES	CRITICAL	Plant Adaption
0208	510 TULANE DRIVE	ACCESSIBILITY UPGRADES FOR RESIDENTIAL FACILITIES	CRITICAL	Plant Adaption
0209	520 TULANE DRIVE	ACCESSIBILITY UPGRADES FOR RESIDENTIAL FACILITIES	CRITICAL	Plant Adaption
0210	530 TULANE DRIVE	ACCESSIBILITY UPGRADES FOR RESIDENTIAL FACILITIES	CRITICAL	Plant Adaption
0161	560 CARLETON COURT	ACCESSIBILITY UPGRADES FOR RESIDENTIAL FACILITIES	CRITICAL	Plant Adaption
0162	570 CARLETON COURT	ACCESSIBILITY UPGRADES FOR RESIDENTIAL FACILITIES	CRITICAL	Plant Adaption
0163	540 CARLETON COURT	ACCESSIBILITY UPGRADES FOR RESIDENTIAL FACILITIES	CRITICAL	Plant Adaption
0212	302, 304, 306, 308 TULANE COURT	ACCESSIBILITY UPGRADES FOR RESIDENTIAL FACILITIES	CRITICAL	Plant Adaption
0213	301-319 TULANE COURT	ACCESSIBILITY UPGRADES FOR RESIDENTIAL FACILITIES	CRITICAL	Plant Adaption
0214	401-415 TULANE COURT	ACCESSIBILITY UPGRADES FOR RESIDENTIAL FACILITIES	CRITICAL	Plant Adaption
0215	417-427 TULANE COURT	ACCESSIBILITY UPGRADES FOR RESIDENTIAL FACILITIES	CRITICAL	Plant Adaption
0083	BRANNON HALL	ACCESSIBILITY UPGRADES FOR DORM SUITES	CRITICAL	Plant Adaption
0085	NOREN HALL	INTERIOR PATH OF TRAVEL ACCESSIBILITY UPGRADES	CRITICAL	Plant Adaption
0085	NOREN HALL	ACCESSIBILITY UPGRADES FOR DORM SUITES	CRITICAL	Plant Adaption
0085	NOREN HALL	ELEVATOR LOBBY CORRECTIONS	CRITICAL	Plant Adaption
0084	SELKE HALL	ACCESSIBLE HANDRAIL INSTALLATION	CRITICAL	Plant Adaption
0084	SELKE HALL	ACCESSIBILITY UPGRADES FOR DORM SUITES	CRITICAL	Plant Adaption
0026	JOHNSTONE HALL	NE PASSENGER ELEVATOR COMMUNICATION UPGRADES	CRITICAL	Plant Adaption
0073	SMITH HALL	ACCESSIBILITY UPGRADES FOR SELECT DORM ROOMS	CRITICAL	Plant Adaption
0029	WALSH HALL	DORMITORY ROOM AND HALL BATH ACCESSIBILITY UPGRADES	CRITICAL	Plant Adaption
0075	SQUIRES HALL	DORMITORY ROOM AND HALL BATH ACCESSIBILITY UPGRADES	CRITICAL	Plant Adaption
0028	BEK HALL	DORMITORY ROOM AND HALL BATH ACCESSIBILITY UPGRADES	CRITICAL	Plant Adaption
0025	HANCOCK HALL	ELEVATOR COMMUNICATION SYSTEM UPGRADE	CRITICAL	Plant Adaption
0025	HANCOCK HALL	DORMITORY ROOM AND HALL BATH ACCESSIBILITY UPGRADES	CRITICAL	Plant Adaption
0036	SWANSON HALL	ACCESSIBILITY UPGRADES FOR RESIDENTIAL FACILITIES	CRITICAL	Plant Adaption
0079	CONFERENCE CENTER - 2724 UNIV. AVE.	DORM ROOM ACCESSIBILITY UPGRADES	CRITICAL	Plant Adaption
0190	BLDG W - LABORATORY FACILITY	ELEVATOR CAB ACCESSIBILITY UPGRADES	CRITICAL	Plant Adaption
0170	BLDG B - ADMINISTRATION BUILDING	ELEVATOR 150B TWO-WAY COMMUNICATION UPGRADES	CRITICAL	Plant Adaption
0086	WILKERSON COMMONS	ELEVATOR ACCESSIBILITY UPGRADES	CRITICAL	Plant Adaption
0301	WILKERSON COMPLEX TUNNELS	MODIFY SLOPED FLOOR AND INSTALL HANDRAILS	CRITICAL	Plant Adaption
0518	HAMLIN SQUARE UNIT A	ACCESSIBILITY UPGRADES FOR RESIDENTIAL FACILITIES	CRITICAL	Plant Adaption
0519	HAMLIN SQUARE UNIT B	ACCESSIBILITY UPGRADES FOR RESIDENTIAL FACILITIES	CRITICAL	Plant Adaption
0001	TWAMLEY HALL	IMPROVE ACCESSIBILITY AT LEVEL CHANGES	CRITICAL	Plant Adaption
0001	TWAMLEY HALL	UPGRADE CABINETRY AND SERVICE COUNTERS	CRITICAL	Plant Adaption
0001	TWAMLEY HALL	REPLACE INTERIOR DOOR HARDWARE	CRITICAL	Plant Adaption
0002	O'KELLY HALL	IMPROVE ACCESSIBILITY AT LEVEL CHANGES	CRITICAL	Plant Adaption
0002	O'KELLY HALL	IMPROVE AUDITORIUM ACCESSIBILITY	CRITICAL	Plant Adaption

BLDG #	BUILDING NAME	PROJECT TITLE	PRIORITY CLASS	PROJECT CLASSIFICATION
0002	O'KELLY HALL	REPLACE INTERIOR DOOR HARDWARE AND SIGNAGE	CRITICAL	Plant Adaption
0002	O'KELLY HALL	IMPROVE ELEVATOR LOBBY SAFETY	CRITICAL	Plant Adaption
0004	GILLETTE HALL	IMPROVE ELEVATOR ACCESSIBILITY	CRITICAL	Plant Adaption
0004	GILLETTE HALL	IMPROVE AUDITORIUM ACCESSIBILITY	CRITICAL	Plant Adaption
0004	GILLETTE HALL	REPLACE INTERIOR DOOR HARDWARE AND/OR SIGNAGE	CRITICAL	Plant Adaption
0004	GILLETTE HALL	INSTALL COMPLIANT ROOF ACCESS LADDER	CRITICAL	Plant Adaption
0008	ARMORY	IMPROVE ACCESSIBILITY AT LEVEL CHANGES	CRITICAL	Plant Adaption
0008	ARMORY	REPLACE INTERIOR DOOR HARDWARE	CRITICAL	Plant Adaption
0009	ND MUSEUM OF ART	IMPROVE ELEVATOR ACCESSIBILITY	CRITICAL	Plant Adaption
0011	GAMBLE HALL	IMPROVE ELEVATOR ACCESSIBILITY	CRITICAL	Plant Adaption
0011	GAMBLE HALL	UPGRADE CABINERY	CRITICAL	Plant Adaption
0011	GAMBLE HALL	IMPROVE AUDITORIUM ACCESSIBILITY	CRITICAL	Plant Adaption
0011	GAMBLE HALL	REPLACE INTERIOR DOOR HARDWARE	CRITICAL	Plant Adaption
0012	DLUMBIA HALL (OLD SCHOOL OF MEDICIN	IMPROVE ELEVATOR ACCESSIBILITY	CRITICAL	Plant Adaption
0012	DLUMBIA HALL (OLD SCHOOL OF MEDICIN	IMPROVE AUDITORIUM ACCESSIBILITY	CRITICAL	Plant Adaption
0012	DLUMBIA HALL (OLD SCHOOL OF MEDICIN	REPLACE INTERIOR DOOR HARDWARE	CRITICAL	Plant Adaption
0012	DLUMBIA HALL (OLD SCHOOL OF MEDICIN	IMPROVE ELEVATOR LOBBY SAFETY	CRITICAL	Plant Adaption
0012	DLUMBIA HALL (OLD SCHOOL OF MEDICIN	INSTALL COMPLIANT LADDER WITH SAFETY CAGE	CRITICAL	Plant Adaption
0013	LAW BUILDING	IMPROVE ELEVATOR ACCESSIBILITY	CRITICAL	Plant Adaption
0013	LAW BUILDING	UPGRADE CABINERY IN ROOM 130C	CRITICAL	Plant Adaption
0013	LAW BUILDING	IMPROVE AUDITORIUM ACCESSIBILITY	CRITICAL	Plant Adaption
0013	LAW BUILDING	REPLACE INTERIOR DOOR HARDWARE	CRITICAL	Plant Adaption
0016	MERRIFIELD HALL	IMPROVE ELEVATOR ACCESSIBILITY	CRITICAL	Plant Adaption
0016	MERRIFIELD HALL	REPLACE INTERIOR DOOR HARDWARE AND/OR SIGNAGE	CRITICAL	Plant Adaption
0016	MERRIFIELD HALL	IMPROVE ELEVATOR LOBBY SAFETY	CRITICAL	Plant Adaption
0022	EDUCATION BUILDING	IMPROVE ELEVATOR ACCESSIBILITY	CRITICAL	Plant Adaption
0053	AKVILLE (EMERADO) TELESCOPE ENCLOSURE	REPLACE INTERIOR DOOR HARDWARE AND SIGNAGE	CRITICAL	Plant Adaption
0007	CHESTER FRITZ LIBRARY	IMPROVE ELEVATOR CAR ACCESSIBILITY	CRITICAL	Plant Adaption
0010	CHESTER FRITZ AUDITORIUM	IMPROVE ELEVATOR COMMUNICATIONS	CRITICAL	Plant Adaption
0024	HYSLOP SPORTS CENTER	ELEVATOR ACCESSIBILITY UPGRADES	CRITICAL	Plant Adaption
0024	HYSLOP SPORTS CENTER	ARENA SEATING ACCESSIBILITY UPGRADES	CRITICAL	Plant Adaption
0032	MCCANNEL HALL	ELEVATOR ACCESSIBILITY UPGRADES	CRITICAL	Plant Adaption
0035	ABBOT HALL	ELEVATOR ACCESSIBILITY UPGRADES	CRITICAL	Plant Adaption
0035	ABBOT HALL	UPGRADE BREAK ROOM 240 CABINERY	CRITICAL	Plant Adaption
0035	ABBOT HALL	LECTURE HALL ACCESSIBILITY UPGRADES	CRITICAL	Plant Adaption
0035	ABBOT HALL	IMPROVE ELEVATOR LOBBY SAFETY	CRITICAL	Plant Adaption
0038	WITMER HALL	IMPROVE ACCESSIBILITY AT LEVEL CHANGES	CRITICAL	Plant Adaption
0038	WITMER HALL	IMPROVE AUDITORIUM ACCESSIBILITY	CRITICAL	Plant Adaption
0040	RAY RICHARDS GOLF COURSE CLUBHOUSE	UPGRADE SERVICE COUNTERS	CRITICAL	Plant Adaption
0041	UNIVERSITY BOOKSTORE	UPGRADE SERVICE COUNTERS	CRITICAL	Plant Adaption
0050	JOHN D. ODEGARD HALL	IMPROVE AUDITORIUM ACCESSIBILITY	CRITICAL	Plant Adaption
0054	TRANSPORT, GROUNDS, MAT RECOVERY FAC	SECOND FLOOR ACCESSIBILITY UPGRADES	CRITICAL	Plant Adaption
0054	TRANSPORT, GROUNDS, MAT RECOVERY FAC	UPGRADE BREAK ROOM CABINERY	CRITICAL	Plant Adaption
0058	NIV HEALTH FAC - ALTRU FAMILY RESIDENCE	UPGRADE CONFERENCE ROOM CABINERY	CRITICAL	Plant Adaption
0058	NIV HEALTH FAC - ALTRU FAMILY RESIDENCE	AUDITORIUM ACCESSIBILITY UPGRADES	CRITICAL	Plant Adaption
0064	STARCHER HALL	IMPROVE ELEVATOR ACCESSIBILITY	CRITICAL	Plant Adaption
0064	STARCHER HALL	UPGRADE CABINERY	CRITICAL	Plant Adaption
0064	STARCHER HALL	IMPROVE AUDITORIUM ACCESSIBILITY	CRITICAL	Plant Adaption
0071	THOMAS J. CLIFFORD HALL	IMPROVE ELEVATOR ACCESSIBILITY	CRITICAL	Plant Adaption
0071	THOMAS J. CLIFFORD HALL	UPGRADE CABINERY	CRITICAL	Plant Adaption
0071	THOMAS J. CLIFFORD HALL	IMPROVE AUDITORIUM ACCESSIBILITY	CRITICAL	Plant Adaption
0074	BURTNESS THEATRE	IMPROVE ACCESSIBILITY AT ORCHESTRA PIT	CRITICAL	Plant Adaption
0074	BURTNESS THEATRE	IMPROVE AUDITORIUM ACCESSIBILITY	CRITICAL	Plant Adaption
0074	BURTNESS THEATRE	IMPROVE ROOF ACCESS SAFETY	CRITICAL	Plant Adaption
0080	LEONARD HALL	IMPROVE AUDITORIUM ACCESSIBILITY	CRITICAL	Plant Adaption
0089	MECHANICAL SHOP	IMPROVE ACCESSIBILITY AT LEVEL CHANGES	CRITICAL	Plant Adaption
0095	UPSON ONE	IMPROVE ELEVATOR ACCESSIBILITY	CRITICAL	Plant Adaption

BLDG #	BUILDING NAME	PROJECT TITLE	PRIORITY CLASS	PROJECT CLASSIFICATION
0072	AMERICAN INDIAN CENTER	UPGRADE KITCHEN CABINERY	CRITICAL	Corrective Action
0104	HUGHES FINE ART BUILDING	UPGRADE ELEVATOR ACCESSIBILITY	CRITICAL	Corrective Action
0104	HUGHES FINE ART BUILDING	IMPROVE AUDITORIUM ACCESSIBILITY	CRITICAL	Corrective Action
0106	UPSON 2	IMPROVE ACCESSIBILITY AT LEVEL CHANGES	CRITICAL	Corrective Action
0021	GUSTAFSON HALL	INTERIOR DOOR ACCESSIBILITY UPGRADES	CRITICAL	Plant Adaption
0024	HYSLOP SPORTS CENTER	INTERIOR DOOR ACCESSIBILITY UPGRADES	CRITICAL	Plant Adaption
0032	MCCANNEL HALL	INTERIOR DOOR ACCESSIBILITY UPGRADES	CRITICAL	Plant Adaption
0035	ABBOT HALL	INTERIOR DOOR ACCESSIBILITY UPGRADES	CRITICAL	Plant Adaption
0038	WITMER HALL	REPLACE INTERIOR DOOR HARDWARE	CRITICAL	Plant Adaption
0050	JOHN D. ODEGARD HALL	REPLACE INTERIOR DOOR HARDWARE	CRITICAL	Plant Adaption
0050	JOHN D. ODEGARD HALL	REPLACE INTERIOR DOOR	CRITICAL	Plant Adaption
0054	RANSPORT, GROUNDS, MAT RECOVERY FA	INTERIOR DOOR HARDWARE ACCESSIBILITY UPGRADES	CRITICAL	Plant Adaption
0064	STARCHER HALL	REPLACE INTERIOR DOOR HARDWARE	CRITICAL	Plant Adaption
0070	ELECTRIC METER BUILDING	REPLACE INTERIOR DOOR HARDWARE	CRITICAL	Plant Adaption
0071	THOMAS J. CLIFFORD HALL	INSTALL RATED INTERIOR DOORS	CRITICAL	Plant Adaption
0074	BURTNES THEATRE	REPLACE INTERIOR DOOR HARDWARE	CRITICAL	Plant Adaption
0080	LEONARD HALL	REPLACE INTERIOR DOOR HARDWARE	CRITICAL	Plant Adaption
0089	MECHANICAL SHOP	REPLACE INTERIOR DOOR HARDWARE AND SIGNAGE	CRITICAL	Plant Adaption
0095	UPSON ONE	REPLACE INTERIOR DOOR HARDWARE	CRITICAL	Plant Adaption
0106	UPSON 2	REPLACE INTERIOR DOOR HARDWARE AND SIGNAGE	CRITICAL	Plant Adaption
0107	FACILITIES BUILDING	REPLACE INTERIOR DOOR HARDWARE AND SIGNAGE	CRITICAL	Corrective Action
0108	CENTRAL FOODS BUILDING	REPLACE INTERIOR DOOR HARDWARE AND SIGNAGE	CRITICAL	Corrective Action
0117	COLLEGE OF NURSING	REPLACE INTERIOR DOOR HARDWARE AND SIGNAGE	CRITICAL	Corrective Action
0186	HAZARDOUS MATERIALS STORAGE	REPLACE INTERIOR DOOR HARDWARE AND SIGNAGE	CRITICAL	Corrective Action
0122	SKALICKY TECH INCUBATOR	ADD ADA-COMPLIANT SERVICE COUNTERS	CRITICAL	Corrective Action
0079	CONFERENCE CENTER - 2724 UNIV. AVE.	TWO EGRESS STAIR TOWER UPGRADES	CRITICAL	Plant Adaption
0008	ARMORY	ADD INTERIOR SECONDARY EGRESS STAIR	CRITICAL	Plant Adaption
0015	CARNEGIE	STAIR HANDRAIL ACCESSIBILITY UPGRADES	CRITICAL	Corrective Action
0015	CARNEGIE	ADD HANDRAILS TO MAIN ENTRY STEPS	CRITICAL	Corrective Action
0020	HARRINGTON HALL	INSTALL NEW PICKETS TO GUARDRAILS	CRITICAL	Corrective Action
0088	WELLNESS CENTER	ROOF ACCESS IMPROVEMENTS	CRITICAL	Plant Adaption
0106	UPSON 2	INSTALL COMPLIANT GUARDRAILS	CRITICAL	Corrective Action
0122	SKALICKY TECH INCUBATOR	INSTALL INBOUND HANDRAILS	CRITICAL	Corrective Action
0186	HAZARDOUS MATERIALS STORAGE	UPGRADE INTERIOR STAIRS	CRITICAL	Corrective Action
0234	INFORMATION TECHNOLOGIES	INSTALL GUARDRAILS AT BOTTOM OF STAIRS	CRITICAL	Corrective Action
0001	TWAMLEY HALL	UPGRADE INTERIOR STAIR	CRITICAL	Plant Adaption
0002	O'KELLY HALL	UPGRADE INTERIOR STAIR	CRITICAL	Plant Adaption
0004	GILLETTE HALL	UPGRADE INTERIOR STAIR	CRITICAL	Plant Adaption
0008	ARMORY	UPGRADE INTERIOR STAIR AND RAILING	CRITICAL	Plant Adaption
0011	GAMBLE HALL	UPGRADE INTERIOR STAIR AND RAILING	CRITICAL	Plant Adaption
0012	DLUMBIA HALL (OLD SCHOOL OF MEDICIN	UPGRADE INTERIOR STAIR	CRITICAL	Plant Adaption
0013	LAW BUILDING	UPGRADE INTERIOR STAIR AND RAILING	CRITICAL	Plant Adaption
0016	MERRIFIELD HALL	UPGRADE INTERIOR STAIR	CRITICAL	Plant Adaption
0022	EDUCATION BUILDING	UPGRADE INTERIOR STAIR AND RAILING	CRITICAL	Plant Adaption
0010	CHESTER FRITZ AUDITORIUM	INTERIOR STAIR UPGRADES	CRITICAL	Corrective Action
0014	GERSHMAN GRADUATE CENTER	INSTALL GUARDRAIL BENEATH STAIRS	CRITICAL	Plant Adaption
0021	GUSTAFSON HALL	INTERIOR STAIR AND RAILING UPGRADES	CRITICAL	Plant Adaption
0024	HYSLOP SPORTS CENTER	INTERIOR STAIR AND RAILING UPGRADES	CRITICAL	Plant Adaption
0032	MCCANNEL HALL	INTERIOR STAIR AND RAILING UPGRADES	CRITICAL	Plant Adaption
0035	ABBOT HALL	INTERIOR STAIR AND RAILING UPGRADES	CRITICAL	Plant Adaption
0038	WITMER HALL	UPGRADE INTERIOR STAIR	CRITICAL	Plant Adaption
0038	WITMER HALL	EXTERIOR STAIR AND RAILING UPGRADES	CRITICAL	Plant Adaption
0040	RAY RICHARDS GOLF COURSE CLUBHOUSE	UPGRADE INTERIOR STAIR	CRITICAL	Plant Adaption
0050	JOHN D. ODEGARD HALL	UPGRADE INTERIOR STAIR AND RAILING	CRITICAL	Plant Adaption
0054	RANSPORT, GROUNDS, MAT RECOVERY FA	INTERIOR STAIR AND RAILING UPGRADES	CRITICAL	Plant Adaption
0064	STARCHER HALL	UPGRADE INTERIOR STAIR	CRITICAL	Plant Adaption
0071	THOMAS J. CLIFFORD HALL	UPGRADE INTERIOR STAIR	CRITICAL	Plant Adaption



BLDG #	BUILDING NAME	PROJECT TITLE	PRIORITY CLASS	PROJECT CLASSIFICATION
0074	BURTNES THEATRE	UPGRADE INTERIOR STAIR	CRITICAL	Plant Adaption
0074	BURTNES THEATRE	EXTERIOR STAIR AND RAILING UPGRADES	CRITICAL	Plant Adaption
0080	LEONARD HALL	UPGRADE INTERIOR STAIR	CRITICAL	Plant Adaption
0089	MECHANICAL SHOP	UPGRADE INTERIOR STAIR	CRITICAL	Plant Adaption
0095	UPSON ONE	UPGRADE INTERIOR STAIR AND RAILING	CRITICAL	Plant Adaption
0104	HUGHES FINE ART BUILDING	UPGRADE INTERIOR STAIRS	CRITICAL	Corrective Action
0107	FACILITIES BUILDING	UPGRADE INTERIOR STAIRS AND RAILING	CRITICAL	Corrective Action
0109	SAFETY AND SECURITY BUILDING	UPGRADE INTERIOR STAIR AND RAILING	CRITICAL	Corrective Action
0121	THOMAS J. RYAN HALL	UPGRADE INTERIOR STAIR	CRITICAL	Corrective Action
0211	3904 UNIVERSITY AVENUE	ELEVATOR INSTALLATION	CRITICAL	Plant Adaption
0138	110 STATE STREET	ELEVATOR ACCESSIBILITY UPGRADES	CRITICAL	Plant Adaption
0140	3600 CAMPUS ROAD	ELEVATOR ACCESSIBILITY UPGRADES	CRITICAL	Plant Adaption
0141	3702 BERKELEY DRIVE	ELEVATOR INSTALLATION	CRITICAL	Plant Adaption
0142	3707 BERKELEY DRIVE	ELEVATOR INSTALLATION	CRITICAL	Plant Adaption
0143	3712 BERKELEY DRIVE	ELEVATOR INSTALLATION	CRITICAL	Plant Adaption
0144	3717 BERKELEY DRIVE	ELEVATOR INSTALLATION	CRITICAL	Plant Adaption
0145	3722 BERKELEY DRIVE	ELEVATOR INSTALLATION	CRITICAL	Plant Adaption
0146	3805 BERKELEY DRIVE	ELEVATOR INSTALLATION	CRITICAL	Plant Adaption
0147	3810 BERKELEY DRIVE	ELEVATOR INSTALLATION	CRITICAL	Plant Adaption
0148	3815 BERKELEY DRIVE	ELEVATOR INSTALLATION	CRITICAL	Plant Adaption
0149	3820 BERKELEY DRIVE	ELEVATOR INSTALLATION	CRITICAL	Plant Adaption
0093	500 TULANE DRIVE	ELEVATOR INSTALLATION	CRITICAL	Plant Adaption
0208	510 TULANE DRIVE	ELEVATOR INSTALLATION	CRITICAL	Plant Adaption
0209	520 TULANE DRIVE	ELEVATOR INSTALLATION	CRITICAL	Plant Adaption
0210	530 TULANE DRIVE	ELEVATOR INSTALLATION	CRITICAL	Plant Adaption
0161	560 CARLETON COURT	ELEVATOR INSTALLATION	CRITICAL	Plant Adaption
0162	570 CARLETON COURT	ELEVATOR INSTALLATION	CRITICAL	Plant Adaption
0163	540 CARLETON COURT	ELEVATOR INSTALLATION	CRITICAL	Plant Adaption
0073	SMITH HALL	ACCESSIBLE PASSENGER ELEVATOR INSTALLATION	CRITICAL	Plant Adaption
0027	FULTON HALL	ACCESSIBLE PASSENGER ELEVATOR INSTALLATION	CRITICAL	Plant Adaption
0075	SQUIRES HALL	ELEVATOR INSTALLATION	CRITICAL	Plant Adaption
0028	BEK HALL	ELEVATOR INSTALLATION	CRITICAL	Plant Adaption
0079	CONFERENCE CENTER - 2724 UNIV. AVE.	ACCESSIBLE PASSENGER ELEVATOR INSTALLATION	CRITICAL	Plant Adaption
0020	HARRINGTON HALL	INSTALL ELEVATOR	CRITICAL	Plant Adaption
0021	GUSTAFSON HALL	ACCESSIBLE PASSENGER ELEVATOR INSTALLATION	CRITICAL	Plant Adaption
0122	SKALICKY TECH INCUBATOR	UPGRADE ELEVATOR CONTROLS TO ADA STANDARDS	CRITICAL	Corrective Action
0037	MEDICAL EDUCATION CENTER	RESTROOM ACCESSIBILITY UPGRADES	CRITICAL	Plant Adaption
0261	AVIATION ADMINISTRATION	RESTROOM ACCESSIBILITY UPGRADES	CRITICAL	Plant Adaption
0262	AVIATION MAINTENANCE FACILITY	LOCKER ROOM ACCESSIBILITY UPGRADES	CRITICAL	Plant Adaption
0262	AVIATION MAINTENANCE FACILITY	UNISEX RESTROOM INSTALLATION	CRITICAL	Plant Adaption
0120	AVIATION AIRCRAFT HANGAR 120	RESTROOM ACCESSIBILITY UPGRADES	CRITICAL	Plant Adaption
0256	AVIATION HANGAR 256	RESTROOM ACCESSIBILITY UPGRADES	CRITICAL	Plant Adaption
0168	AVIATION LINE WELLNESS	RESTROOM ACCESSIBILITY UPGRADES	CRITICAL	Plant Adaption
0083	BRANNON HALL	UNISEX RESTROOM 19 ACCESSIBILITY UPGRADES	CRITICAL	Plant Adaption
0085	NOREN HALL	UNISEX RESTROOM INSTALLATION	CRITICAL	Plant Adaption
0084	SELKE HALL	UNISEX RESTROOM 20 ACCESSIBILITY UPGRADE	CRITICAL	Plant Adaption
0025	HANCOCK HALL	UNISEX RESTROOMS 124, 266 AND 366 ACCESSIBILITY UPGRADES	CRITICAL	Plant Adaption
0036	SWANSON HALL	RESTROOM 20A/20B ACCESSIBILITY UPGRADES	CRITICAL	Plant Adaption
0079	CONFERENCE CENTER - 2724 UNIV. AVE.	HALL BATH 320 AND RESTROOM 220 ADA UPGRADES	CRITICAL	Plant Adaption
0188	BLDG C - TECH DEMONSTRATION FACILITY	RESTROOM 305B ACCESSIBILITY UPGRADES	CRITICAL	Plant Adaption
0172	BLDG D - TECH DEMONSTRATION FACILITY	RESTROOMS 205 AND 206 ACCESSIBILITY UPGRADES	CRITICAL	Plant Adaption
0175	BLDG G - PARTICULATE LAB	LOCKER ROOM 108 AND 112 ACCESSIBILITY UPGRADES	CRITICAL	Plant Adaption
0176	BLDG H - FUEL PREPARATION AND TESTING	RESTROOMS 122 AND 124 ACCESSIBILITY UPGRADES	CRITICAL	Plant Adaption
0177	BLDG I - ENVIRONMENTAL CONTROL RES LAB	LOCKER ROOMS 109 AND 111 ACCESSIBILITY UPGRADES	CRITICAL	Plant Adaption
0104	HUGHES FINE ART BUILDING	RECONFIGURE RESTROOM FOR ACCESSIBILITY	CRITICAL	Plant Adaption
0107	FACILITIES BUILDING	RENOVATE RESTROOMS FOR ACCESSIBILITY	CRITICAL	Corrective Action
0108	CENTRAL FOODS BUILDING	RECONFIGURE RESTROOMS FOR ACCESSIBILITY	CRITICAL	Corrective Action

BLDG #	BUILDING NAME	PROJECT TITLE	PRIORITY CLASS	PROJECT CLASSIFICATION
0037	MEDICAL EDUCATION CENTER	BACKFLOW PREVENTER INSTALLATION	CRITICAL	Plant Adaption
0261	AVIATION ADMINISTRATION	BACKFLOW PREVENTER INSTALLATION	CRITICAL	Plant Adaption
0049	BRYCE STREIBEL HALL	BACKFLOW PREVENTER INSTALLATION	CRITICAL	Plant Adaption
0177	LDG I - ENVIRONMENTAL CONTROL RES LA	BACKFLOW PREVENTER INSTALLATION	CRITICAL	Plant Adaption
0015	CARNEGIE	BACKFLOW PREVENTER INSTALLATION	CRITICAL	Plant Adaption
0014	GERSHMAN GRADUATE CENTER	BACKFLOW PREVENTER INSTALLATION	CRITICAL	Plant Adaption
0021	GUSTAFSON HALL	BACKFLOW PREVENTER INSTALLATION	CRITICAL	Plant Adaption
0024	HYSLOP SPORTS CENTER	BACKFLOW PREVENTER INSTALLATION	CRITICAL	Plant Adaption
0032	MCCANNEL HALL	BACKFLOW PREVENTER INSTALLATION	CRITICAL	Plant Adaption
0035	ABBOT HALL	BACKFLOW PREVENTER INSTALLATION	CRITICAL	Plant Adaption
0038	WITMER HALL	BACKFLOW PREVENTER INSTALLATION	CRITICAL	Plant Adaption
0040	RAY RICHARDS GOLF COURSE CLUBHOUSE	BACKFLOW PREVENTER INSTALLATION	CRITICAL	Plant Adaption
0041	UNIVERSITY BOOKSTORE	BACKFLOW PREVENTER INSTALLATION	CRITICAL	Plant Adaption
0050	JOHN D. ODEGARD HALL	BACKFLOW PREVENTER INSTALLATION	CRITICAL	Plant Adaption
0054	TRANSPORT, GROUNDS, MAT RECOVERY FA	BACKFLOW PREVENTER INSTALLATION	CRITICAL	Plant Adaption
0058	NIV HEALTH FAC - ALTRU FAMILY RESIDEN	BACKFLOW PREVENTER INSTALLATION	CRITICAL	Plant Adaption
0064	STARCHER HALL	BACKFLOW PREVENTER INSTALLATION	CRITICAL	Plant Adaption
0068	NEUROSCIENCE RESEARCH CENTER	BACKFLOW PREVENTER INSTALLATION	CRITICAL	Plant Adaption
0071	THOMAS J. CLIFFORD HALL	BACKFLOW PREVENTER INSTALLATION	CRITICAL	Plant Adaption
0074	BURTNESS THEATRE	BACKFLOW PREVENTER INSTALLATION	CRITICAL	Plant Adaption
0080	LEONARD HALL	BACKFLOW PREVENTER INSTALLATION	CRITICAL	Plant Adaption
0088	WELLNESS CENTER	BACKFLOW PREVENTER INSTALLATION	CRITICAL	Plant Adaption
0095	UPSON ONE	BACKFLOW PREVENTER INSTALLATION	CRITICAL	Plant Adaption
0517	TECH ACCELERATOR	REMOVE AND REPLACE MODULE TWO OF AHU-3	CRITICAL	Corrective Action
0517	TECH ACCELERATOR	HEAT EXCHANGER VALVE REPAIR/REPLACEMENT	CRITICAL	Corrective Action
0520	FORENSIC PATHOLOGY	CHANGE DUCTWORK PROVISIONS FOR OUTDOOR PACKAGED UNI	CRITICAL	Plant Adaption
0122	SKALICKY TECH INCUBATOR	FIRE SPRINKLER SYSTEM INSTALLATION	CRITICAL	Plant Adaption
0520	FORENSIC PATHOLOGY	INSTALL OCCUPANCY SENSOR	CRITICAL	Plant Adaption
0120	AVIATION AIRCRAFT HANGAR 120	FIRE ALARM SYSTEM INSTALLATION	CRITICAL	Plant Adaption
0167	AVIATION STORAGE HANGAR 167	FIRE ALARM SYSTEM INSTALLATION	CRITICAL	Plant Adaption
0256	AVIATION HANGAR 256	FIRE ALARM SYSTEM INSTALLATION	CRITICAL	Plant Adaption
0257	AVIATION WASH BAY	FIRE ALARM SYSTEM INSTALLATION	CRITICAL	Plant Adaption
0263	AVIATION STORAGE HANGAR 263	FIRE ALARM SYSTEM INSTALLATION	CRITICAL	Plant Adaption
0098	3725 UNIVERSITY AVENUE	FIRE ALARM SYSTEM INSTALLATION	CRITICAL	Plant Adaption
0164	3711-3719 UNIVERSITY AVENUE	FIRE ALARM SYSTEM INSTALLATION	CRITICAL	Plant Adaption
0165	205-209 STATE STREET	FIRE ALARM SYSTEM INSTALLATION	CRITICAL	Plant Adaption
0141	3702 BERKELEY DRIVE	FIRE ALARM SYSTEM INSTALLATION	CRITICAL	Plant Adaption
0142	3707 BERKELEY DRIVE	FIRE ALARM SYSTEM INSTALLATION	CRITICAL	Plant Adaption
0143	3712 BERKELEY DRIVE	FIRE ALARM SYSTEM INSTALLATION	CRITICAL	Plant Adaption
0144	3717 BERKELEY DRIVE	FIRE ALARM SYSTEM INSTALLATION	CRITICAL	Plant Adaption
0145	3722 BERKELEY DRIVE	FIRE ALARM SYSTEM INSTALLATION	CRITICAL	Plant Adaption
0146	3805 BERKELEY DRIVE	FIRE ALARM SYSTEM INSTALLATION	CRITICAL	Plant Adaption
0147	3810 BERKELEY DRIVE	FIRE ALARM SYSTEM INSTALLATION	CRITICAL	Plant Adaption
0148	3815 BERKELEY DRIVE	FIRE ALARM SYSTEM INSTALLATION	CRITICAL	Plant Adaption
0149	3820 BERKELEY DRIVE	FIRE ALARM SYSTEM INSTALLATION	CRITICAL	Plant Adaption
0093	500 TULANE DRIVE	FIRE ALARM SYSTEM INSTALLATION	CRITICAL	Plant Adaption
0208	510 TULANE DRIVE	FIRE ALARM SYSTEM INSTALLATION	CRITICAL	Plant Adaption
0209	520 TULANE DRIVE	FIRE ALARM SYSTEM INSTALLATION	CRITICAL	Plant Adaption
0210	530 TULANE DRIVE	FIRE ALARM SYSTEM INSTALLATION	CRITICAL	Plant Adaption
0161	560 CARLETON COURT	FIRE ALARM SYSTEM INSTALLATION	CRITICAL	Plant Adaption
0162	570 CARLETON COURT	FIRE ALARM SYSTEM INSTALLATION	CRITICAL	Plant Adaption
0163	540 CARLETON COURT	FIRE ALARM SYSTEM INSTALLATION	CRITICAL	Plant Adaption
0213	301-319 TULANE COURT	FIRE ALARM SYSTEM INSTALLATION	CRITICAL	Plant Adaption
0214	401-415 TULANE COURT	FIRE ALARM SYSTEM INSTALLATION	CRITICAL	Plant Adaption
0215	417-427 TULANE COURT	FIRE ALARM SYSTEM INSTALLATION	CRITICAL	Plant Adaption
0184	BLDG P - PROCESS DEVELOPMENT FACILITY	FIRE ALARM SYSTEM INSTALLATION	CRITICAL	Plant Adaption
0178	BLDG J - HPT DEMONSTRATION FACILITY	FIRE ALARM SYSTEM INSTALLATION	CRITICAL	Plant Adaption

BLDG #	BUILDING NAME	PROJECT TITLE	PRIORITY CLASS	PROJECT CLASSIFICATION
0182	BLDG N - FACILITY MAINTENANCE	FIRE ALARM SYSTEM INSTALLATION	CRITICAL	Plant Adaption
0301	WILKERSON COMPLEX TUNNELS	FIRE ALARM SYSTEM INSTALLATION	CRITICAL	Plant Adaption
0040	RAY RICHARDS GOLF COURSE CLUBHOUSE	FIRE ALARM SYSTEM INSTALLATION	CRITICAL	Plant Adaption
0061	GOLF MAINTENANCE HOUSE	FIRE ALARM SYSTEM INSTALLATION	CRITICAL	Plant Adaption
0261	AVIATION ADMINISTRATION	INSTALL ADDITIONAL EXIT SIGNS	CRITICAL	Plant Adaption
0311	AVIATION ADMINISTRATION SKYWALK	INSTALL ADDITIONAL EXIT SIGNS	CRITICAL	Plant Adaption
0256	AVIATION HANGAR 256	INSTALL ADDITIONAL EXIT SIGNS	CRITICAL	Plant Adaption
0049	BRYCE STREIBEL HALL	INSTALL ADDITIONAL EXIT SIGNS & EMERGENCY LIGHTS	CRITICAL	Plant Adaption
0211	3904 UNIVERSITY AVENUE	INSTALL EMERGENCY LIGHTS	CRITICAL	Plant Adaption
0098	3725 UNIVERSITY AVENUE	INSTALL ADDITIONAL EXIT SIGNS AND EMERGENCY LIGHTS	CRITICAL	Plant Adaption
0164	3711-3719 UNIVERSITY AVENUE	INSTALL ADDITIONAL EXIT SIGNS & EMERGENCY LIGHTS	CRITICAL	Plant Adaption
0165	205-209 STATE STREET	INSTALL ADDITIONAL EXIT SIGNS AND EMERGENCY LIGHTS	CRITICAL	Plant Adaption
0112	550 CARLETON COURT	INSTALL EMERGENCY LIGHTS	CRITICAL	Plant Adaption
0113	580 CARLETON COURT	INSTALL EMERGENCY LIGHTS	CRITICAL	Plant Adaption
0141	3702 BERKELEY DRIVE	INSTALL ADDITIONAL EXIT SIGNS & EMERGENCY LIGHTS	CRITICAL	Plant Adaption
0142	3707 BERKELEY DRIVE	INSTALL ADDITIONAL EXIT SIGNS & EMERGENCY LIGHTS	CRITICAL	Plant Adaption
0143	3712 BERKELEY DRIVE	INSTALL ADDITIONAL EXIT SIGNS & EMERGENCY LIGHTS	CRITICAL	Plant Adaption
0144	3717 BERKELEY DRIVE	INSTALL ADDITIONAL EXIT SIGNS & EMERGENCY LIGHTS	CRITICAL	Plant Adaption
0145	3722 BERKELEY DRIVE	INSTALL ADDITIONAL EXIT SIGNS & EMERGENCY LIGHTS	CRITICAL	Plant Adaption
0146	3805 BERKELEY DRIVE	INSTALL ADDITIONAL EXIT SIGNS & EMERGENCY LIGHTS	CRITICAL	Plant Adaption
0147	3810 BERKELEY DRIVE	INSTALL ADDITIONAL EXIT SIGNS & EMERGENCY LIGHTS	CRITICAL	Plant Adaption
0148	3815 BERKELEY DRIVE	INSTALL ADDITIONAL EXIT SIGNS & EMERGENCY LIGHTS	CRITICAL	Plant Adaption
0149	3820 BERKELEY DRIVE	INSTALL ADDITIONAL EXIT SIGNS & EMERGENCY LIGHTS	CRITICAL	Plant Adaption
0093	500 TULANE DRIVE	INSTALL ADDITIONAL EXIT SIGNS AND EMERGENCY LIGHTS	CRITICAL	Plant Adaption
0208	510 TULANE DRIVE	INSTALL EXIT SIGNS AND EMERGENCY LIGHTS	CRITICAL	Plant Adaption
0209	520 TULANE DRIVE	INSTALL EXIT SIGNS AND EMERGENCY LIGHTS	CRITICAL	Plant Adaption
0210	530 TULANE DRIVE	INSTALL EXIT SIGNS AND EMERGENCY LIGHTS	CRITICAL	Plant Adaption
0161	560 CARLETON COURT	INSTALL EXIT SIGNS & EMERGENCY LIGHTS	CRITICAL	Plant Adaption
0162	570 CARLETON COURT	INSTALL EXIT SIGNS & EMERGENCY LIGHTS	CRITICAL	Plant Adaption
0163	540 CARLETON COURT	INSTALL EXIT SIGNS & EMERGENCY LIGHTS	CRITICAL	Plant Adaption
0517	TECH ACCELERATOR	UPS BACKUP FOR HVAC SYSTEMS	CRITICAL	Corrective Action
0083	BRANNON HALL	INSTALL ADDITIONAL EMERGENCY LIGHTS	CRITICAL	Plant Adaption
0085	NOREN HALL	INSTALL ADDITIONAL EMERGENCY LIGHTS	CRITICAL	Plant Adaption
0084	SELKE HALL	INSTALL ADDITIONAL EMERGENCY LIGHTS	CRITICAL	Plant Adaption
0073	SMITH HALL	INSTALL ADDITIONAL EMERGENCY LIGHTS	CRITICAL	Plant Adaption
0075	SQUIRES HALL	INSTALL ADDITIONAL EMERGENCY LIGHTS	CRITICAL	Plant Adaption
0008	ARMORY	IMPROVE EGRESS PATHWAY DESIGNATION	CRITICAL	Plant Adaption
0005	BABCOCK HALL	IMPROVE EGRESS PATHWAY DESIGNATION	CRITICAL	Plant Adaption
0035	ABBOT HALL	IMPROVE EGRESS PATHWAY DESIGNATION	CRITICAL	Plant Adaption
0109	SAFETY AND SECURITY BUILDING	INSTALL EXIT LIGHT	CRITICAL	Corrective Action
0035	ABBOT HALL	ASBESTOS ABATEMENT - MECHANICAL SYSTEMS	CRITICAL	Plant Adaption
0053	AKVILLE (EMERADO) TELESCOPE ENCLOSURE	IMPROVE SITE ACCESSIBILITY	CRITICAL	Plant Adaption
0259	AVIATION JAMES C RAY LINE SUPPORT FACILITY	IMPROVE SITE ACCESSIBILITY	CRITICAL	Corrective Action
0099	UNIVERSITY HOUSE	REPAIR THE CONCRETE PAVERS AT THE NORTHEAST PATIO AREA	CRITICAL	Corrective Action
0108	CENTRAL FOODS BUILDING	REPAIR CONCRETE AND ADD GUARDRAIL AT NORTH ENTRY	CRITICAL	Corrective Action
0236	ND ATHLETICS HIGH PERFORMANCE CENTER	STORMWATER MITIGATION	CRITICAL	Corrective Action
0310	COLUMBIA ROAD TUNNEL	STORMWATER MANAGEMENT UPGRADES	CRITICAL	Corrective Action
0164	3711-3719 UNIVERSITY AVENUE	INSTALL WHEELCHAIR STAIR CLIMBER	NON-CRITICAL	Plant Adaption
0165	205-209 STATE STREET	INSTALL WHEELCHAIR STAIR CLIMBER	NON-CRITICAL	Plant Adaption
0212	302, 304, 306, 308 TULANE COURT	FIRE SPRINKLER SYSTEM INSTALLATION	NON-CRITICAL	Plant Adaption
0212	302, 304, 306, 308 TULANE COURT	HVAC SYSTEM INSTALLATION	NON-CRITICAL	Plant Adaption
0190	BLDG W - LABORATORY FACILITY	DRINKING FOUNTAIN ACCESSIBILITY UPGRADES	NON-CRITICAL	Corrective Action
0172	BLDG D - TECH DEMONSTRATION FACILITY	INTERIOR DOOR HARDWARE UPGRADE	NON-CRITICAL	Plant Adaption
0137	TEAM HOUSE, 2ND AVE N (EST. W/ MH1-0)	EST DM 2018 MARK J	NON-CRITICAL	Corrective Action
0518	HAMLIN SQUARE UNIT A	STAIR SAFETY UPGRADES	NON-CRITICAL	Plant Adaption
0074	BURTNESS THEATRE	EXTERIOR CONCRETE STAIR RESTORATION	NON-CRITICAL	Corrective Action
0261	AVIATION ADMINISTRATION	EXTERIOR WALL PANEL REPAIR	NON-CRITICAL	Corrective Action

BLDG #	BUILDING NAME	PROJECT TITLE	PRIORITY CLASS	PROJECT CLASSIFICATION
0261	AVIATION ADMINISTRATION	EXTERIOR CONCRETE WALL JOINT RENEWAL	NON-CRITICAL	Corrective Action
0262	AVIATION MAINTENANCE FACILITY	EXTERIOR CONCRETE WALL JOINT RENEWAL	NON-CRITICAL	Corrective Action
0120	AVIATION AIRCRAFT HANGAR 120	EIFS RESTORATION	NON-CRITICAL	Corrective Action
0257	AVIATION WASH BAY	EIFS RESTORATION	NON-CRITICAL	Corrective Action
0260	AVIATION MAINTENANCE HANGAR 260	EIFS RESTORATION	NON-CRITICAL	Corrective Action
0263	AVIATION STORAGE HANGAR 263	EIFS RESTORATION	NON-CRITICAL	Corrective Action
0168	AVIATION LINE WELLNESS	EIFS RESTORATION	NON-CRITICAL	Corrective Action
0029	WALSH HALL	EXTERIOR CAST STONE REPAIR ALLOWANCE	NON-CRITICAL	Corrective Action
0028	BEK HALL	EXTERIOR CUT STONE REPAIR ALLOWANCE	NON-CRITICAL	Corrective Action
0025	HANCOCK HALL	EXTERIOR CUT STONE REPAIR ALLOWANCE	NON-CRITICAL	Corrective Action
0079	CONFERENCE CENTER - 2724 UNIV. AVE.	EXTERIOR MASONRY FACADE AND KNEE WALL REPAIRS	NON-CRITICAL	Corrective Action
0079	CONFERENCE CENTER - 2724 UNIV. AVE.	EXTERIOR WOOD TRIM REPAIR ALLOWANCE	NON-CRITICAL	Corrective Action
0190	BLDG W - LABORATORY FACILITY	SELECTIVE EXTERIOR MASONRY WALL REFURBISHING	NON-CRITICAL	Corrective Action
0188	BLDG C - TECH DEMONSTRATION FACILITY	EXTERIOR MASONRY WALL REPOINTING	NON-CRITICAL	Corrective Action
0172	BLDG D - TECH DEMONSTRATION FACILITY	SELECTIVE MASONRY CLEANING AND REPOINTING	NON-CRITICAL	Corrective Action
0173	BLDG E - COMPRESSOR BUILDING	EXTERIOR METAL SIDING SELECTIVE FINISH RENEWAL	NON-CRITICAL	Corrective Action
0189	GENERATOR BUILDING	EXTERIOR METAL PANEL MAINTENANCE	NON-CRITICAL	Corrective Action
0182	BLDG N - FACILITY MAINTENANCE	EXTERIOR WALL GRADE-LEVEL RECAULKING	NON-CRITICAL	Corrective Action
0001	TWAMLEY HALL	RESTORE EXTERIOR MASONRY	NON-CRITICAL	Corrective Action
0002	O'KELLY HALL	RESTORE EXTERIOR MASONRY	NON-CRITICAL	Corrective Action
0004	GILLETTE HALL	RESTORE EXTERIOR MASONRY	NON-CRITICAL	Corrective Action
0008	ARMORY	RESTORE EXTERIOR MASONRY	NON-CRITICAL	Corrective Action
0009	ND MUSEUM OF ART	RESTORE EXTERIOR MASONRY	NON-CRITICAL	Corrective Action
0011	GAMBLE HALL	RESTORE EXTERIOR MASONRY	NON-CRITICAL	Corrective Action
0016	MERRIFIELD HALL	RESTORE EXTERIOR MASONRY	NON-CRITICAL	Corrective Action
0005	BABCOCK HALL	RESTORE EXTERIOR MASONRY	NON-CRITICAL	Corrective Action
0015	CARNEGIE	RESTORE EXTERIOR MASONRY	NON-CRITICAL	Corrective Action
0020	HARRINGTON HALL	RESTORE EXTERIOR MASONRY	NON-CRITICAL	Corrective Action
0310	COLUMBIA ROAD TUNNEL	CLEAN/PAINT WALL SURFACES	NON-CRITICAL	Corrective Action
0520	FORENSIC PATHOLOGY	RESTORE EIFS	NON-CRITICAL	Corrective Action
0240	CENTER FOR FAMILY MEDICINE	RESTORE EIFS	NON-CRITICAL	Corrective Action
0240	CENTER FOR FAMILY MEDICINE	RECAULK COPING JOINTS	NON-CRITICAL	Corrective Action
0024	HYSLOP SPORTS CENTER	EXTERIOR MASONRY WALL RENEWAL	NON-CRITICAL	Corrective Action
0041	UNIVERSITY BOOKSTORE	RESTORE DAMAGED EXTERIOR MASONRY	NON-CRITICAL	Corrective Action
0050	JOHN D. ODEGARD HALL	RESTORE EXTERIOR MASONRY	NON-CRITICAL	Corrective Action
0068	NEUROSCIENCE RESEARCH CENTER	RESTORE EXTERIOR WALL JOINTS	NON-CRITICAL	Corrective Action
0071	THOMAS J. CLIFFORD HALL	RESTORE EXTERIOR MASONRY	NON-CRITICAL	Corrective Action
0074	BURTNESS THEATRE	RESTORE EXTERIOR MASONRY	NON-CRITICAL	Corrective Action
0088	WELLNESS CENTER	EXTERIOR CONCRETE PANEL REPAIR	NON-CRITICAL	Corrective Action
0241	HOPPER DANLEY MEMORIAL CHAPEL	RESTORE EXTERIOR CONCRETE WALL JOINTS	NON-CRITICAL	Corrective Action
0097	EAST TOWER - PARKING RAMP	No projects are recommended at this time.	NON-CRITICAL	Corrective Action
0104	HUGHES FINE ART BUILDING	ADD ROOFTOP FALL PROTECTION	NON-CRITICAL	Corrective Action
0037	MEDICAL EDUCATION CENTER	DRINKING FOUNTAIN ACCESSIBILITY UPGRADES	NON-CRITICAL	Plant Adaption
0037	MEDICAL EDUCATION CENTER	LEVER DOOR HARDWARE INSTALLATION	NON-CRITICAL	Plant Adaption
0261	AVIATION ADMINISTRATION	DRINKING FOUNTAIN ACCESSIBILITY UPGRADES	NON-CRITICAL	Plant Adaption
0262	AVIATION MAINTENANCE FACILITY	INTERIOR AMENITY ACCESSIBILITY UPGRADES	NON-CRITICAL	Plant Adaption
0120	AVIATION AIRCRAFT HANGAR 120	INTERIOR DOOR ACCESSIBILITY UPGRADES	NON-CRITICAL	Plant Adaption
0167	AVIATION STORAGE HANGAR 167	INTERIOR DOOR ACCESSIBILITY UPGRADES	NON-CRITICAL	Plant Adaption
0256	AVIATION HANGAR 256	INTERIOR DOOR ACCESSIBILITY UPGRADES	NON-CRITICAL	Plant Adaption
0043	HOUSING OFFICE	INTERIOR AMENITY ACCESSIBILITY UPGRADES	NON-CRITICAL	Plant Adaption
0225	325 PRINCETON	INTERIOR DOOR ACCESSIBILITY UPGRADES	NON-CRITICAL	Plant Adaption
0166	AVIATION FLIGHT OPERATIONS DISPATCH	INTERIOR AMENITY ACCESSIBILITY UPGRADES	NON-CRITICAL	Plant Adaption
0166	AVIATION FLIGHT OPERATIONS DISPATCH	INTERIOR DOOR ACCESSIBILITY UPGRADES	NON-CRITICAL	Plant Adaption
0168	AVIATION LINE WELLNESS	INTERIOR DOOR ACCESSIBILITY UPGRADES	NON-CRITICAL	Plant Adaption
0049	BRYCE STREIBEL HALL	INTERIOR PATH OF TRAVEL ACCESSIBILITY UPGRADES	NON-CRITICAL	Plant Adaption
0049	BRYCE STREIBEL HALL	INTERIOR AMENITY ACCESSIBILITY UPGRADES	NON-CRITICAL	Plant Adaption
0315	PARKING RAMP-SWANSON TUNNEL	INSTALL ADDITIONAL RAMP HANDRAIL	NON-CRITICAL	Plant Adaption

BLDG #	BUILDING NAME	PROJECT TITLE	PRIORITY CLASS	PROJECT CLASSIFICATION
0211	3904 UNIVERSITY AVENUE	INTERIOR DOOR ACCESSIBILITY UPGRADES	NON-CRITICAL	Plant Adaption
0098	3725 UNIVERSITY AVENUE	INTERIOR DOOR ACCESSIBILITY UPGRADES	NON-CRITICAL	Plant Adaption
0164	3711-3719 UNIVERSITY AVENUE	INTERIOR DOOR ACCESSIBILITY UPGRADES	NON-CRITICAL	Plant Adaption
0165	205-209 STATE STREET	INTERIOR DOOR ACCESSIBILITY UPGRADES	NON-CRITICAL	Plant Adaption
0138	110 STATE STREET	INTERIOR DOOR ACCESSIBILITY UPGRADES	NON-CRITICAL	Plant Adaption
0112	550 CARLETON COURT	INTERIOR DOOR ACCESSIBILITY UPGRADES	NON-CRITICAL	Plant Adaption
0113	580 CARLETON COURT	INTERIOR DOOR ACCESSIBILITY UPGRADES	NON-CRITICAL	Plant Adaption
0139	3605 MANITOBA AVENUE	INTERIOR DOOR ACCESSIBILITY UPGRADES	NON-CRITICAL	Plant Adaption
0140	3600 CAMPUS ROAD	INTERIOR DOOR ACCESSIBILITY UPGRADES	NON-CRITICAL	Plant Adaption
0141	3702 BERKELEY DRIVE	INTERIOR DOOR ACCESSIBILITY UPGRADES	NON-CRITICAL	Plant Adaption
0142	3707 BERKELEY DRIVE	INTERIOR DOOR ACCESSIBILITY UPGRADES	NON-CRITICAL	Plant Adaption
0143	3712 BERKELEY DRIVE	INTERIOR DOOR ACCESSIBILITY UPGRADES	NON-CRITICAL	Plant Adaption
0144	3717 BERKELEY DRIVE	INTERIOR DOOR ACCESSIBILITY UPGRADES	NON-CRITICAL	Plant Adaption
0145	3722 BERKELEY DRIVE	INTERIOR DOOR ACCESSIBILITY UPGRADES	NON-CRITICAL	Plant Adaption
0146	3805 BERKELEY DRIVE	INTERIOR DOOR ACCESSIBILITY UPGRADES	NON-CRITICAL	Plant Adaption
0147	3810 BERKELEY DRIVE	INTERIOR DOOR ACCESSIBILITY UPGRADES	NON-CRITICAL	Plant Adaption
0148	3815 BERKELEY DRIVE	INTERIOR DOOR ACCESSIBILITY UPGRADES	NON-CRITICAL	Plant Adaption
0149	3820 BERKELEY DRIVE	INTERIOR DOOR ACCESSIBILITY UPGRADES	NON-CRITICAL	Plant Adaption
0093	500 TULANE DRIVE	INTERIOR DOOR ACCESSIBILITY UPGRADES	NON-CRITICAL	Plant Adaption
0208	510 TULANE DRIVE	INTERIOR DOOR ACCESSIBILITY UPGRADES	NON-CRITICAL	Plant Adaption
0209	520 TULANE DRIVE	INTERIOR DOOR ACCESSIBILITY UPGRADES	NON-CRITICAL	Plant Adaption
0210	530 TULANE DRIVE	INTERIOR DOOR ACCESSIBILITY UPGRADES	NON-CRITICAL	Plant Adaption
0161	560 CARLETON COURT	INTERIOR DOOR ACCESSIBILITY UPGRADES	NON-CRITICAL	Plant Adaption
0162	570 CARLETON COURT	INTERIOR DOOR ACCESSIBILITY UPGRADES	NON-CRITICAL	Plant Adaption
0163	540 CARLETON COURT	INTERIOR DOOR ACCESSIBILITY UPGRADES	NON-CRITICAL	Plant Adaption
0212	302, 304, 306, 308 TULANE COURT	INTERIOR DOOR ACCESSIBILITY UPGRADES	NON-CRITICAL	Plant Adaption
0213	301-319 TULANE COURT	INTERIOR DOOR ACCESSIBILITY UPGRADES	NON-CRITICAL	Plant Adaption
0214	401-415 TULANE COURT	INTERIOR DOOR ACCESSIBILITY UPGRADES	NON-CRITICAL	Plant Adaption
0215	417-427 TULANE COURT	INTERIOR DOOR ACCESSIBILITY UPGRADES	NON-CRITICAL	Plant Adaption
0517	TECH ACCELERATOR	INTERIOR AMENITY ACCESSIBILITY UPGRADES	NON-CRITICAL	Plant Adaption
0083	BRANNON HALL	INTERIOR AMENITY ACCESSIBILITY UPGRADES	NON-CRITICAL	Plant Adaption
0085	NOREN HALL	INTERIOR AMENITY ACCESSIBILITY UPGRADES	NON-CRITICAL	Plant Adaption
0084	SELKE HALL	INTERIOR AMENITY ACCESSIBILITY UPGRADES	NON-CRITICAL	Plant Adaption
0026	JOHNSTONE HALL	STUDENT KITCHEN 28 ACCESSIBILITY UPGRADES	NON-CRITICAL	Plant Adaption
0073	SMITH HALL	KITCHEN 24 AND WATER FOUNTAIN ACCESSIBILITY UPGRADES	NON-CRITICAL	Plant Adaption
0027	FULTON HALL	STUDENT KITCHEN 30 ACCESSIBILITY UPGRADES	NON-CRITICAL	Plant Adaption
0029	WALSH HALL	ACCESSIBLE STUDENT KITCHEN AND WATER FOUNTAIN UPGRADE	NON-CRITICAL	Plant Adaption
0029	WALSH HALL	INTERIOR DOOR ACCESSIBILITY UPGRADES	NON-CRITICAL	Plant Adaption
0075	SQUIRES HALL	ACCESSIBLE STUDENT KITCHEN AND DRINKING FOUNTAIN UPGRADE	NON-CRITICAL	Plant Adaption
0075	SQUIRES HALL	INTERIOR DOOR ACCESSIBILITY UPGRADES	NON-CRITICAL	Plant Adaption
0075	SQUIRES HALL	REPLACE NON-RATED INTERIOR GLAZING	NON-CRITICAL	Plant Adaption
0028	BEK HALL	ACCESSIBLE STUDENT KITCHEN AND WATER FOUNTAIN UPGRADE	NON-CRITICAL	Plant Adaption
0025	HANCOCK HALL	ACCESSIBLE STUDENT KITCHEN AND WATER FOUNTAIN UPGRADE	NON-CRITICAL	Plant Adaption
0036	SWANSON HALL	DRINKING FOUNTAIN ACCESSIBILITY UPGRADES	NON-CRITICAL	Plant Adaption
0079	CONFERENCE CENTER - 2724 UNIV. AVE.	SINGLE LEVEL WATER FOUNTAIN UPGRADE	NON-CRITICAL	Plant Adaption
0169	BLDG A - CONFERENCE AND LIBRARY	INTERIOR DOOR ACCESSIBILITY UPGRADES	NON-CRITICAL	Plant Adaption
0188	BLDG C - TECH DEMONSTRATION FACILITY	WATER FOUNTAIN ACCESSIBILITY UPGRADE	NON-CRITICAL	Plant Adaption
0188	BLDG C - TECH DEMONSTRATION FACILITY	INTERIOR DOOR HARDWARE ACCESSIBILITY UPGRADES	NON-CRITICAL	Plant Adaption
0172	BLDG D - TECH DEMONSTRATION FACILITY	SECOND FLOOR WATER FOUNTAIN UPGRADE	NON-CRITICAL	Plant Adaption
0175	BLDG G - PARTICULATE LAB	WATER FOUNTAIN ACCESSIBILITY UPGRADE	NON-CRITICAL	Plant Adaption
0175	BLDG G - PARTICULATE LAB	INTERIOR DOOR HARDWARE ACCESSIBILITY UPGRADES	NON-CRITICAL	Plant Adaption
0176	BLDG H - FUEL PREPARATION AND TESTING	INTERIOR DOOR HARDWARE UPGRADES	NON-CRITICAL	Plant Adaption
0184	BLDG P - PROCESS DEVELOPMENT FACILITY	INTERIOR DOOR ACCESSIBILITY UPGRADES	NON-CRITICAL	Plant Adaption
0177	BLDG I - ENVIRONMENTAL CONTROL RES LAB	ACCESSIBLE WATER FOUNTAIN AND KITCHEN UPGRADES	NON-CRITICAL	Plant Adaption
0177	BLDG I - ENVIRONMENTAL CONTROL RES LAB	INTERIOR DOOR HARDWARE ACCESSIBILITY UPGRADES	NON-CRITICAL	Plant Adaption
0086	WILKERSON COMMONS	DRINKING FOUNTAIN ACCESSIBILITY UPGRADE	NON-CRITICAL	Plant Adaption
0301	WILKERSON COMPLEX TUNNELS	INTERIOR DOOR ACCESSIBILITY UPGRADES	NON-CRITICAL	Plant Adaption

BLDG #	BUILDING NAME	PROJECT TITLE	PRIORITY CLASS	PROJECT CLASSIFICATION
0518	HAMLIN SQUARE UNIT A	INTERIOR DOOR ACCESSIBILITY UPGRADES	NON-CRITICAL	Plant Adaption
0519	HAMLIN SQUARE UNIT B	INTERIOR DOOR ACCESSIBILITY UPGRADES	NON-CRITICAL	Plant Adaption
0004	GILLETTE HALL	REPLACE DAMAGED RESTROOM PARTITIONS	NON-CRITICAL	Corrective Action
0009	ND MUSEUM OF ART	REPLACE INTERIOR DOOR SIGNAGE	NON-CRITICAL	Plant Adaption
0020	HARRINGTON HALL	REPLACE DAMAGED RESTROOM PARTITIONS	NON-CRITICAL	Corrective Action
0211	3904 UNIVERSITY AVENUE	INTERIOR DOOR SAFETY UPGRADES	NON-CRITICAL	Plant Adaption
0098	3725 UNIVERSITY AVENUE	INTERIOR DOOR SAFETY UPGRADES	NON-CRITICAL	Plant Adaption
0164	3711-3719 UNIVERSITY AVENUE	INTERIOR DOOR SAFETY UPGRADES	NON-CRITICAL	Plant Adaption
0165	205-209 STATE STREET	INTERIOR DOOR SAFETY UPGRADES	NON-CRITICAL	Plant Adaption
0138	110 STATE STREET	INTERIOR DOOR SAFETY UPGRADES	NON-CRITICAL	Plant Adaption
0112	550 CARLETON COURT	INTERIOR DOOR SAFETY UPGRADES	NON-CRITICAL	Plant Adaption
0113	580 CARLETON COURT	INTERIOR DOOR SAFETY UPGRADES	NON-CRITICAL	Plant Adaption
0139	3605 MANITOBA AVENUE	INTERIOR DOOR SAFETY UPGRADES	NON-CRITICAL	Plant Adaption
0140	3600 CAMPUS ROAD	INTERIOR DOOR SAFETY UPGRADES	NON-CRITICAL	Plant Adaption
0141	3702 BERKELEY DRIVE	INTERIOR DOOR SAFETY UPGRADES	NON-CRITICAL	Plant Adaption
0142	3707 BERKELEY DRIVE	INTERIOR DOOR SAFETY UPGRADES	NON-CRITICAL	Plant Adaption
0143	3712 BERKELEY DRIVE	INTERIOR DOOR SAFETY UPGRADES	NON-CRITICAL	Plant Adaption
0144	3717 BERKELEY DRIVE	INTERIOR DOOR SAFETY UPGRADES	NON-CRITICAL	Plant Adaption
0145	3722 BERKELEY DRIVE	INTERIOR DOOR SAFETY UPGRADES	NON-CRITICAL	Plant Adaption
0146	3805 BERKELEY DRIVE	INTERIOR DOOR SAFETY UPGRADES	NON-CRITICAL	Plant Adaption
0147	3810 BERKELEY DRIVE	INTERIOR DOOR SAFETY UPGRADES	NON-CRITICAL	Plant Adaption
0148	3815 BERKELEY DRIVE	INTERIOR DOOR SAFETY UPGRADES	NON-CRITICAL	Plant Adaption
0149	3820 BERKELEY DRIVE	INTERIOR DOOR SAFETY UPGRADES	NON-CRITICAL	Plant Adaption
0093	500 TULANE DRIVE	INTERIOR DOOR SAFETY UPGRADES	NON-CRITICAL	Plant Adaption
0208	510 TULANE DRIVE	INTERIOR DOOR SAFETY UPGRADES	NON-CRITICAL	Plant Adaption
0209	520 TULANE DRIVE	INTERIOR DOOR SAFETY UPGRADES	NON-CRITICAL	Plant Adaption
0210	530 TULANE DRIVE	INTERIOR DOOR SAFETY UPGRADES	NON-CRITICAL	Plant Adaption
0161	560 CARLETON COURT	INTERIOR DOOR SAFETY UPGRADES	NON-CRITICAL	Plant Adaption
0162	570 CARLETON COURT	INTERIOR DOOR SAFETY UPGRADES	NON-CRITICAL	Plant Adaption
0163	540 CARLETON COURT	INTERIOR DOOR SAFETY UPGRADES	NON-CRITICAL	Plant Adaption
0212	302, 304, 306, 308 TULANE COURT	INTERIOR DOOR SAFETY UPGRADES	NON-CRITICAL	Plant Adaption
0213	301-319 TULANE COURT	INTERIOR DOOR SAFETY UPGRADES	NON-CRITICAL	Plant Adaption
0214	401-415 TULANE COURT	INTERIOR DOOR SAFETY UPGRADES	NON-CRITICAL	Plant Adaption
0215	417-427 TULANE COURT	INTERIOR DOOR SAFETY UPGRADES	NON-CRITICAL	Plant Adaption
0028	BEK HALL	FIRE-RATED CORRIDOR DOOR UPGRADES	NON-CRITICAL	Plant Adaption
0028	BEK HALL	STAIR TOWER DOOR UPGRADES	NON-CRITICAL	Plant Adaption
0025	HANCOCK HALL	FIRE-RATED CORRIDOR DOOR UPGRADES	NON-CRITICAL	Plant Adaption
0303	HANCOCK-SQUIRES-WALSH-BEK TUNNEL	INTERIOR DOOR SAFETY UPGRADES	NON-CRITICAL	Plant Adaption
0010	CHESTER FRITZ AUDITORIUM	SALES AND SERVICE COUNTER UPGRADE	NON-CRITICAL	Corrective Action
0010	CHESTER FRITZ AUDITORIUM	REPLACE DRINKING FOUNTAIN	NON-CRITICAL	Corrective Action
0037	MEDICAL EDUCATION CENTER	STAIR AND RAILING SAFETY UPGRADES	NON-CRITICAL	Plant Adaption
0119	O. PLAINS CTR FOR BEHAVIORAL RESEARCH	RAILING SAFETY UPGRADES	NON-CRITICAL	Plant Adaption
0017	BIOMEDICAL RESEARCH FACILITY	STAIR AND RAILING SAFETY UPGRADES	NON-CRITICAL	Plant Adaption
0262	AVIATION MAINTENANCE FACILITY	STAIR SAFETY UPGRADES	NON-CRITICAL	Plant Adaption
0256	AVIATION HANGAR 256	STAIR SAFETY UPGRADES	NON-CRITICAL	Plant Adaption
0225	325 PRINCETON	STAIR SAFETY UPGRADES	NON-CRITICAL	Plant Adaption
0166	AVIATION FLIGHT OPERATIONS DISPATCH	STAIR AND RAILING SAFETY UPGRADES	NON-CRITICAL	Plant Adaption
0049	BRYCE STREIBEL HALL	RAILING SAFETY UPGRADES	NON-CRITICAL	Plant Adaption
0211	3904 UNIVERSITY AVENUE	STAIR AND RAILING SAFETY UPGRADES	NON-CRITICAL	Plant Adaption
0098	3725 UNIVERSITY AVENUE	STAIR SAFETY UPGRADES	NON-CRITICAL	Plant Adaption
0164	3711-3719 UNIVERSITY AVENUE	STAIR SAFETY UPGRADES	NON-CRITICAL	Plant Adaption
0165	205-209 STATE STREET	STAIR SAFETY UPGRADES	NON-CRITICAL	Plant Adaption
0141	3702 BERKELEY DRIVE	STAIR SAFETY UPGRADES	NON-CRITICAL	Plant Adaption
0142	3707 BERKELEY DRIVE	STAIR SAFETY UPGRADES	NON-CRITICAL	Plant Adaption
0143	3712 BERKELEY DRIVE	STAIR SAFETY UPGRADES	NON-CRITICAL	Plant Adaption
0144	3717 BERKELEY DRIVE	STAIR SAFETY UPGRADES	NON-CRITICAL	Plant Adaption
0145	3722 BERKELEY DRIVE	STAIR SAFETY UPGRADES	NON-CRITICAL	Plant Adaption



BLDG #	BUILDING NAME	PROJECT TITLE	PRIORITY CLASS	PROJECT CLASSIFICATION
0146	3805 BERKELEY DRIVE	STAIR SAFETY UPGRADES	NON-CRITICAL	Plant Adaption
0147	3810 BERKELEY DRIVE	STAIR SAFETY UPGRADES	NON-CRITICAL	Plant Adaption
0148	3815 BERKELEY DRIVE	STAIR SAFETY UPGRADES	NON-CRITICAL	Plant Adaption
0149	3820 BERKELEY DRIVE	STAIR SAFETY UPGRADES	NON-CRITICAL	Plant Adaption
0208	510 TULANE DRIVE	STAIR SAFETY UPGRADES	NON-CRITICAL	Plant Adaption
0209	520 TULANE DRIVE	STAIR SAFETY UPGRADES	NON-CRITICAL	Plant Adaption
0210	530 TULANE DRIVE	STAIR SAFETY UPGRADES	NON-CRITICAL	Plant Adaption
0161	560 CARLETON COURT	STAIR SAFETY UPGRADES	NON-CRITICAL	Plant Adaption
0162	570 CARLETON COURT	STAIR SAFETY UPGRADES	NON-CRITICAL	Plant Adaption
0163	540 CARLETON COURT	STAIR SAFETY UPGRADES	NON-CRITICAL	Plant Adaption
0212	302, 304, 306, 308 TULANE COURT	STAIR SAFETY UPGRADES	NON-CRITICAL	Plant Adaption
0213	301-319 TULANE COURT	STAIR SAFETY UPGRADES	NON-CRITICAL	Plant Adaption
0214	401-415 TULANE COURT	STAIR SAFETY UPGRADES	NON-CRITICAL	Plant Adaption
0215	417-427 TULANE COURT	STAIR SAFETY UPGRADES	NON-CRITICAL	Plant Adaption
0517	TECH ACCELERATOR	GUARDRAIL INSTALLATION	NON-CRITICAL	Plant Adaption
0083	BRANNON HALL	STAIR TOWER HANDRAIL ACCESSIBILITY UPGRADE	NON-CRITICAL	Plant Adaption
0085	NOREN HALL	STAIR TOWER HANDRAIL ACCESSIBILITY UPGRADE	NON-CRITICAL	Plant Adaption
0084	SELKE HALL	STAIR TOWER HANDRAIL ACCESSIBILITY UPGRADE	NON-CRITICAL	Plant Adaption
0026	JOHNSTONE HALL	NE AND SE STAIR TOWER HANDRAIL UPGRADES	NON-CRITICAL	Plant Adaption
0073	SMITH HALL	STAIR TOWER HANDRAIL UPGRADES	NON-CRITICAL	Plant Adaption
0027	FULTON HALL	E AND W STAIR TOWER HANDRAIL UPGRADES	NON-CRITICAL	Plant Adaption
0029	WALSH HALL	STAIR TOWER HANDRAIL UPGRADES	NON-CRITICAL	Plant Adaption
0075	SQUIRES HALL	STAIR TOWER HANDRAIL UPGRADES	NON-CRITICAL	Plant Adaption
0028	BEK HALL	STAIR TOWER AND PATIO STEP HANDRAIL UPGRADES	NON-CRITICAL	Plant Adaption
0025	HANCOCK HALL	STAIR TOWER HANDRAIL UPGRADES	NON-CRITICAL	Plant Adaption
0079	CONFERENCE CENTER - 2724 UNIV. AVE.	EXISTING INTERIOR STAIR TOWER HANDRAIL UPGRADES	NON-CRITICAL	Plant Adaption
0188	LDG C - TECH DEMONSTRATION FACILITY	EAST OFFICE STAIR HANDRAIL UPGRADES	NON-CRITICAL	Plant Adaption
0172	LDG D - TECH DEMONSTRATION FACILITY	LOWER NORTH AND SOUTH STAIR TOWER HANDRAIL UPGRADES	NON-CRITICAL	Plant Adaption
0177	LDG I - ENVIRONMENTAL CONTROL RES LA	SW AND NE SERVICE STAIR HANDRAIL UPGRADES	NON-CRITICAL	Plant Adaption
0046	UNIVERSITY PLACE	INSTALL RAILING UNDER OPEN STAIRS	NON-CRITICAL	Plant Adaption
0086	WILKERSON COMMONS	STAIR SAFETY UPGRADES	NON-CRITICAL	Plant Adaption
0302	JOHNSTONE-FULTON-SMITH TUNNEL	STAIR SAFETY UPGRADES	NON-CRITICAL	Plant Adaption
0519	HAMLIN SQUARE UNIT B	STAIR SAFETY UPGRADES	NON-CRITICAL	Plant Adaption
0221	LAIRD CORE AND SAMPLE LIBRARY	UPGRADE INTERIOR STAIR	NON-CRITICAL	Corrective Action
0099	UNIVERSITY HOUSE	UPGRADE INTERIOR STAIR	NON-CRITICAL	Corrective Action
0117	COLLEGE OF NURSING	UPGRADE INTERIOR STAIRS	NON-CRITICAL	Corrective Action
0001	TWAMLEY HALL	REPLACE DRINKING FOUNTAINS	NON-CRITICAL	Plant Adaption
0001	TWAMLEY HALL	IMPROVE RESTROOM ACCESSIBILITY	NON-CRITICAL	Plant Adaption
0002	O'KELLY HALL	REPLACE DRINKING FOUNTAINS	NON-CRITICAL	Plant Adaption
0002	O'KELLY HALL	IMPROVE RESTROOM ACCESSIBILITY	NON-CRITICAL	Plant Adaption
0004	GILLETTE HALL	REPLACE DRINKING FOUNTAINS	NON-CRITICAL	Plant Adaption
0004	GILLETTE HALL	IMPROVE RESTROOM ACCESSIBILITY	NON-CRITICAL	Plant Adaption
0004	GILLETTE HALL	ADD ALL-GENDER RESTROOM	NON-CRITICAL	Plant Adaption
0008	ARMORY	REPLACE DRINKING FOUNTAIN	NON-CRITICAL	Plant Adaption
0009	ND MUSEUM OF ART	REPLACE DRINKING FOUNTAIN	NON-CRITICAL	Plant Adaption
0009	ND MUSEUM OF ART	ADD ALL-GENDER RESTROOM	NON-CRITICAL	Plant Adaption
0011	GAMBLE HALL	REPLACE DRINKING FOUNTAIN	NON-CRITICAL	Plant Adaption
0011	GAMBLE HALL	IMPROVE RESTROOM ACCESSIBILITY	NON-CRITICAL	Plant Adaption
0012	COLUMBIA HALL (OLD SCHOOL OF MEDICIN	REPLACE DRINKING FOUNTAINS	NON-CRITICAL	Plant Adaption
0012	COLUMBIA HALL (OLD SCHOOL OF MEDICIN	IMPROVE RESTROOM ACCESSIBILITY	NON-CRITICAL	Plant Adaption
0016	MERRIFIELD HALL	REPLACE DRINKING FOUNTAIN	NON-CRITICAL	Plant Adaption
0016	MERRIFIELD HALL	ADD ALL-GENDER RESTROOMS	NON-CRITICAL	Plant Adaption
0053	AKVILLE (EMERADO) TELESCOPE ENCLOSURE	EXPAND RESTROOM FOR ADA COMPLIANCE	NON-CRITICAL	Plant Adaption
0005	BABCOCK HALL	REPLACE DRINKING FOUNTAINS	NON-CRITICAL	Plant Adaption
0005	BABCOCK HALL	IMPROVE RESTROOM ACCESSIBILITY	NON-CRITICAL	Plant Adaption
0010	CHESTER FRITZ AUDITORIUM	IMPROVE RESTROOM ACCESSIBILITY	NON-CRITICAL	Corrective Action
0015	CARNEGIE	REPLACE DRINKING FOUNTAIN	NON-CRITICAL	Corrective Action



BLDG #	BUILDING NAME	PROJECT TITLE	PRIORITY CLASS	PROJECT CLASSIFICATION
0020	HARRINGTON HALL	REPLACE DRINKING FOUNTAINS	NON-CRITICAL	Plant Adaption
0020	HARRINGTON HALL	IMPROVE RESTROOM ACCESSIBILITY	NON-CRITICAL	Plant Adaption
0259	AVIATION JAMES C RAY LINE SUPPORT FAC	INSTALL DRINKING FOUNTAIN	NON-CRITICAL	Corrective Action
0021	GUSTAFSON HALL	RESTROOM ACCESSIBILITY UPGRADES	NON-CRITICAL	Plant Adaption
0024	HYSLOP SPORTS CENTER	DRINKING FOUNTAIN ACCESSIBILITY UPGRADES	NON-CRITICAL	Plant Adaption
0024	HYSLOP SPORTS CENTER	RESTROOM ACCESSIBILITY UPGRADES	NON-CRITICAL	Plant Adaption
0032	MCCANNEL HALL	DRINKING FOUNTAIN ACCESSIBILITY UPGRADES	NON-CRITICAL	Plant Adaption
0032	MCCANNEL HALL	RESTROOM ACCESSIBILITY UPGRADES	NON-CRITICAL	Plant Adaption
0035	ABBOT HALL	DRINKING FOUNTAIN ACCESSIBILITY UPGRADES	NON-CRITICAL	Plant Adaption
0038	WITMER HALL	REPLACE DRINKING FOUNTAIN	NON-CRITICAL	Plant Adaption
0038	WITMER HALL	IMPROVE RESTROOM ACCESSIBILITY	NON-CRITICAL	Plant Adaption
0038	WITMER HALL	ADD ALL-GENDER RESTROOM	NON-CRITICAL	Plant Adaption
0040	RAY RICHARDS GOLF COURSE CLUBHOUSE	REPLACE DRINKING FOUNTAIN	NON-CRITICAL	Plant Adaption
0040	RAY RICHARDS GOLF COURSE CLUBHOUSE	IMPROVE RESTROOM ACCESSIBILITY	NON-CRITICAL	Plant Adaption
0040	RAY RICHARDS GOLF COURSE CLUBHOUSE	ADD ALL-GENDER RESTROOM	NON-CRITICAL	Plant Adaption
0050	JOHN D. ODEGARD HALL	REPLACE DRINKING FOUNTAIN	NON-CRITICAL	Plant Adaption
0050	JOHN D. ODEGARD HALL	IMPROVE RESTROOM ACCESSIBILITY	NON-CRITICAL	Plant Adaption
0054	TRANSPORT, GROUNDS, MAT RECOVERY FA	DRINKING FOUNTAIN ACCESSIBILITY UPGRADES	NON-CRITICAL	Plant Adaption
0054	TRANSPORT, GROUNDS, MAT RECOVERY FA	RESTROOM ACCESSIBILITY UPGRADES	NON-CRITICAL	Plant Adaption
0058	NIV HEALTH FAC - ALTRU FAMILY RESIDEN	DRINKING FOUNTAIN ACCESSIBILITY UPGRADE	NON-CRITICAL	Plant Adaption
0064	STARCHER HALL	REPLACE DRINKING FOUNTAIN	NON-CRITICAL	Plant Adaption
0064	STARCHER HALL	IMPROVE RESTROOM ACCESSIBILITY	NON-CRITICAL	Plant Adaption
0071	THOMAS J. CLIFFORD HALL	IMPROVE RESTROOM ACCESSIBILITY	NON-CRITICAL	Plant Adaption
0074	BURTNESS THEATRE	REPLACE DRINKING FOUNTAINS	NON-CRITICAL	Plant Adaption
0074	BURTNESS THEATRE	IMPROVE RESTROOM ACCESSIBILITY	NON-CRITICAL	Plant Adaption
0074	BURTNESS THEATRE	IMPROVE LOCKER ROOM ACCESSIBILITY	NON-CRITICAL	Plant Adaption
0080	LEONARD HALL	REPLACE DRINKING FOUNTAIN	NON-CRITICAL	Plant Adaption
0080	LEONARD HALL	IMPROVE RESTROOM ACCESSIBILITY	NON-CRITICAL	Plant Adaption
0080	LEONARD HALL	ADD ALL-GENDER RESTROOM	NON-CRITICAL	Plant Adaption
0089	MECHANICAL SHOP	REPLACE DRINKING FOUNTAIN	NON-CRITICAL	Plant Adaption
0089	MECHANICAL SHOP	IMPROVE RESTROOM ACCESSIBILITY	NON-CRITICAL	Plant Adaption
0095	UPSON ONE	REPLACE DRINKING FOUNTAIN	NON-CRITICAL	Plant Adaption
0095	UPSON ONE	IMPROVE RESTROOM ACCESSIBILITY	NON-CRITICAL	Plant Adaption
0095	UPSON ONE	ADD ALL-GENDER RESTROOM	NON-CRITICAL	Plant Adaption
0104	HUGHES FINE ART BUILDING	REPLACE DRINKING FOUNTAINS	NON-CRITICAL	Corrective Action
0106	UPSON 2	REPLACE DRINKING FOUNTAINS	NON-CRITICAL	Corrective Action
0107	FACILITIES BUILDING	REPLACE DRINKING FOUNTAINS	NON-CRITICAL	Corrective Action
0109	SAFETY AND SECURITY BUILDING	REPLACE DRINKING FOUNTAIN	NON-CRITICAL	Corrective Action
0117	COLLEGE OF NURSING	REPLACE DRINKING FOUNTAINS	NON-CRITICAL	Corrective Action
0117	COLLEGE OF NURSING	IMPROVE RESTROOM ACCESSIBILITY	NON-CRITICAL	Corrective Action
0121	THOMAS J. RYAN HALL	REPLACE DRINKING FOUNTAINS	NON-CRITICAL	Corrective Action
0241	HOPPER DANLEY MEMORIAL CHAPEL	REPLACE DRINKING FOUNTAIN	NON-CRITICAL	Corrective Action
0310	COLUMBIA ROAD TUNNEL	INSTALL SUMP PUMP	NON-CRITICAL	Corrective Action
0211	3904 UNIVERSITY AVENUE	INSTALL CHILLED WATER GENERATION EQUIPMENT	NON-CRITICAL	Plant Adaption
0138	110 STATE STREET	INSTALL AIR-COOLED CHILLER	NON-CRITICAL	Plant Adaption
0112	550 CARLETON COURT	INSTALL AIR-COOLED CHILLER	NON-CRITICAL	Plant Adaption
0113	580 CARLETON COURT	INSTALL AIR-COOLED CHILLER	NON-CRITICAL	Plant Adaption
0139	3605 MANITOBA AVENUE	INSTALL AIR-COOLED CHILLER	NON-CRITICAL	Plant Adaption
0140	3600 CAMPUS ROAD	INSTALL AIR-COOLED CHILLER	NON-CRITICAL	Plant Adaption
0093	500 TULANE DRIVE	INSTALL AIR-COOLED CHILLER	NON-CRITICAL	Plant Adaption
0208	510 TULANE DRIVE	INSTALL AIR-COOLED CHILLER	NON-CRITICAL	Plant Adaption
0209	520 TULANE DRIVE	INSTALL AIR-COOLED CHILLER	NON-CRITICAL	Plant Adaption
0210	530 TULANE DRIVE	INSTALL AIR-COOLED CHILLER	NON-CRITICAL	Plant Adaption
0161	560 CARLETON COURT	INSTALL AIR-COOLED CHILLER	NON-CRITICAL	Plant Adaption
0162	570 CARLETON COURT	INSTALL AIR-COOLED CHILLER	NON-CRITICAL	Plant Adaption
0163	540 CARLETON COURT	INSTALL AIR-COOLED CHILLER	NON-CRITICAL	Plant Adaption
0083	BRANNON HALL	INSTALL CHILLED WATER GENERATION EQUIPMENT	NON-CRITICAL	Plant Adaption

BLDG #	BUILDING NAME	PROJECT TITLE	PRIORITY CLASS	PROJECT CLASSIFICATION
0085	NOREN HALL	INSTALL CHILLED WATER GENERATION EQUIPMENT	NON-CRITICAL	Plant Adaption
0084	SELKE HALL	INSTALL CHILLED WATER GENERATION EQUIPMENT	NON-CRITICAL	Plant Adaption
0026	JOHNSTONE HALL	INSTALL CHILLED WATER GENERATION EQUIPMENT	NON-CRITICAL	Plant Adaption
0073	SMITH HALL	INSTALL CHILLED WATER GENERATION EQUIPMENT	NON-CRITICAL	Plant Adaption
0027	FULTON HALL	INSTALL CHILLED WATER GENERATION EQUIPMENT	NON-CRITICAL	Plant Adaption
0029	WALSH HALL	INSTALL CHILLED WATER GENERATION EQUIPMENT	NON-CRITICAL	Plant Adaption
0025	HANCOCK HALL	INSTALL CHILLED WATER GENERATION EQUIPMENT	NON-CRITICAL	Plant Adaption
0079	CONFERENCE CENTER - 2724 UNIV. AVE.	INSTALL AIR-COOLED CHILLER	NON-CRITICAL	Plant Adaption
0008	ARMORY	INSTALL AIR-COOLED CHILLER	NON-CRITICAL	Plant Adaption
0020	HARRINGTON HALL	INSTALL CHILLED WATER GENERATION EQUIPMENT	NON-CRITICAL	Plant Adaption
0261	AVIATION ADMINISTRATION	HVAC DUCTWORK INSULATION	NON-CRITICAL	Plant Adaption
0168	AVIATION LINE WELLNESS	HVAC SYSTEM INSTALLATION	NON-CRITICAL	Plant Adaption
0211	3904 UNIVERSITY AVENUE	HVAC SYSTEM INSTALLATION	NON-CRITICAL	Plant Adaption
0138	110 STATE STREET	HVAC SYSTEM INSTALLATION	NON-CRITICAL	Plant Adaption
0112	550 CARLETON COURT	HVAC SYSTEM INSTALLATION	NON-CRITICAL	Plant Adaption
0113	580 CARLETON COURT	HVAC SYSTEM INSTALLATION	NON-CRITICAL	Plant Adaption
0139	3605 MANITOBA AVENUE	HVAC SYSTEM INSTALLATION	NON-CRITICAL	Plant Adaption
0140	3600 CAMPUS ROAD	HVAC SYSTEM INSTALLATION	NON-CRITICAL	Plant Adaption
0141	3702 BERKELEY DRIVE	HVAC SYSTEM INSTALLATION	NON-CRITICAL	Plant Adaption
0142	3707 BERKELEY DRIVE	HVAC SYSTEM INSTALLATION	NON-CRITICAL	Plant Adaption
0143	3712 BERKELEY DRIVE	HVAC SYSTEM INSTALLATION	NON-CRITICAL	Plant Adaption
0144	3717 BERKELEY DRIVE	HVAC SYSTEM INSTALLATION	NON-CRITICAL	Plant Adaption
0145	3722 BERKELEY DRIVE	HVAC SYSTEM INSTALLATION	NON-CRITICAL	Plant Adaption
0146	3805 BERKELEY DRIVE	HVAC SYSTEM INSTALLATION	NON-CRITICAL	Plant Adaption
0147	3810 BERKELEY DRIVE	HVAC SYSTEM INSTALLATION	NON-CRITICAL	Plant Adaption
0148	3815 BERKELEY DRIVE	HVAC SYSTEM INSTALLATION	NON-CRITICAL	Plant Adaption
0149	3820 BERKELEY DRIVE	HVAC SYSTEM INSTALLATION	NON-CRITICAL	Plant Adaption
0093	500 TULANE DRIVE	HVAC SYSTEM INSTALLATION	NON-CRITICAL	Plant Adaption
0208	510 TULANE DRIVE	HVAC SYSTEM INSTALLATION	NON-CRITICAL	Plant Adaption
0209	520 TULANE DRIVE	HVAC SYSTEM INSTALLATION	NON-CRITICAL	Plant Adaption
0210	530 TULANE DRIVE	HVAC SYSTEM INSTALLATION	NON-CRITICAL	Plant Adaption
0161	560 CARLETON COURT	HVAC SYSTEM INSTALLATION	NON-CRITICAL	Plant Adaption
0162	570 CARLETON COURT	HVAC SYSTEM INSTALLATION	NON-CRITICAL	Plant Adaption
0163	540 CARLETON COURT	HVAC SYSTEM INSTALLATION	NON-CRITICAL	Plant Adaption
0213	301-319 TULANE COURT	HVAC SYSTEM INSTALLATION	NON-CRITICAL	Plant Adaption
0214	401-415 TULANE COURT	HVAC SYSTEM INSTALLATION	NON-CRITICAL	Plant Adaption
0215	417-427 TULANE COURT	HVAC SYSTEM INSTALLATION	NON-CRITICAL	Plant Adaption
0517	TECH ACCELERATOR	HVAC SYSTEM INSTALLATION FOR ROOM 1500/2502	NON-CRITICAL	Plant Adaption
0083	BRANNON HALL	HVAC SYSTEM INSTALLATION	NON-CRITICAL	Plant Adaption
0085	NOREN HALL	HVAC SYSTEM INSTALLATION	NON-CRITICAL	Plant Adaption
0084	SELKE HALL	HVAC SYSTEM INSTALLATION	NON-CRITICAL	Plant Adaption
0026	JOHNSTONE HALL	HVAC SYSTEM INSTALLATION	NON-CRITICAL	Plant Adaption
0073	SMITH HALL	HVAC SYSTEM INSTALLATION	NON-CRITICAL	Plant Adaption
0027	FULTON HALL	HVAC SYSTEM INSTALLATION	NON-CRITICAL	Plant Adaption
0029	WALSH HALL	HVAC SYSTEM INSTALLATION	NON-CRITICAL	Plant Adaption
0025	HANCOCK HALL	HVAC SYSTEM INSTALLATION	NON-CRITICAL	Plant Adaption
0079	CONFERENCE CENTER - 2724 UNIV. AVE.	HVAC SYSTEM INSTALLATION	NON-CRITICAL	Plant Adaption
0184	BLDG P - PROCESS DEVELOPMENT FACILITY	HVAC SYSTEM INSTALLATION	NON-CRITICAL	Plant Adaption
0180	BLDG L - HPT FACILITY SUPPORT	HVAC SYSTEM INSTALLATION	NON-CRITICAL	Plant Adaption
0182	BLDG N - FACILITY MAINTENANCE	HVAC SYSTEM INSTALLATION	NON-CRITICAL	Plant Adaption
0183	BLDG O - STORAGE 2	HVAC SYSTEM INSTALLATION	NON-CRITICAL	Plant Adaption
0001	TWAMLEY HALL	HVAC SYSTEM INSTALLATION	NON-CRITICAL	Plant Adaption
0002	O'KELLY HALL	HVAC SYSTEM INSTALLATION	NON-CRITICAL	Plant Adaption
0008	ARMORY	HVAC SYSTEM INSTALLATION	NON-CRITICAL	Plant Adaption
0020	HARRINGTON HALL	HVAC SYSTEM INSTALLATION	NON-CRITICAL	Plant Adaption
0089	MECHANICAL SHOP	HVAC SYSTEM INSTALLATION	NON-CRITICAL	Plant Adaption
0247	COLLABORATIVE ENERGY COMPLEX	COMPLETE TAB FOR VENTILATION SYSTEM	NON-CRITICAL	Corrective Action

BLDG #	BUILDING NAME	PROJECT TITLE	PRIORITY CLASS	PROJECT CLASSIFICATION
0517	TECH ACCELERATOR	REMOVE FOUR HUMIDIFIERS FROM THIRD FLOOR MACHINERY RO	NON-CRITICAL	Plant Adaption
0037	MEDICAL EDUCATION CENTER	FIRE SPRINKLER SYSTEM INSTALLATION	NON-CRITICAL	Plant Adaption
0261	AVIATION ADMINISTRATION	FIRE SPRINKLER SYSTEM INSTALLATION	NON-CRITICAL	Plant Adaption
0311	AVIATION ADMINISTRATION SKYWALK	FIRE SPRINKLER SYSTEM INSTALLATION	NON-CRITICAL	Plant Adaption
0120	AVIATION AIRCRAFT HANGAR 120	FIRE SPRINKLER SYSTEM INSTALLATION	NON-CRITICAL	Plant Adaption
0167	AVIATION STORAGE HANGAR 167	FIRE SPRINKLER SYSTEM INSTALLATION	NON-CRITICAL	Plant Adaption
0256	AVIATION HANGAR 256	FIRE SPRINKLER SYSTEM INSTALLATION	NON-CRITICAL	Plant Adaption
0257	AVIATION WASH BAY	FIRE SPRINKLER SYSTEM INSTALLATION	NON-CRITICAL	Plant Adaption
0258	AVIATION HANGAR 258	FIRE SPRINKLER SYSTEM INSTALLATION	NON-CRITICAL	Plant Adaption
0263	AVIATION STORAGE HANGAR 263	FIRE SPRINKLER SYSTEM INSTALLATION	NON-CRITICAL	Plant Adaption
0043	HOUSING OFFICE	FIRE SPRINKLER SYSTEM EXTENSION	NON-CRITICAL	Plant Adaption
0166	AVIATION FLIGHT OPERATIONS DISPATCH	FIRE SPRINKLER SYSTEM INSTALLATION	NON-CRITICAL	Plant Adaption
0168	AVIATION LINE WELLNESS	FIRE SPRINKLER SYSTEM INSTALLATION	NON-CRITICAL	Plant Adaption
0264	AVIATION HANGAR 264 (CITY)	FIRE SPRINKLER SYSTEM INSTALLATION	NON-CRITICAL	Plant Adaption
0049	BRYCE STREIBEL HALL	FIRE SPRINKLER SYSTEM INSTALLATION	NON-CRITICAL	Plant Adaption
0211	3904 UNIVERSITY AVENUE	FIRE SPRINKLER SYSTEM INSTALLATION	NON-CRITICAL	Plant Adaption
0098	3725 UNIVERSITY AVENUE	FIRE SPRINKLER SYSTEM INSTALLATION	NON-CRITICAL	Plant Adaption
0164	3711-3719 UNIVERSITY AVENUE	FIRE SPRINKLER SYSTEM INSTALLATION	NON-CRITICAL	Plant Adaption
0165	205-209 STATE STREET	FIRE SPRINKLER SYSTEM INSTALLATION	NON-CRITICAL	Plant Adaption
0138	110 STATE STREET	FIRE SPRINKLER SYSTEM INSTALLATION	NON-CRITICAL	Plant Adaption
0112	550 CARLETON COURT	FIRE SPRINKLER SYSTEM INSTALLATION	NON-CRITICAL	Plant Adaption
0113	580 CARLETON COURT	FIRE SPRINKLER SYSTEM INSTALLATION	NON-CRITICAL	Plant Adaption
0139	3605 MANITOBA AVENUE	FIRE SPRINKLER SYSTEM INSTALLATION	NON-CRITICAL	Plant Adaption
0140	3600 CAMPUS ROAD	FIRE SPRINKLER SYSTEM INSTALLATION	NON-CRITICAL	Plant Adaption
0141	3702 BERKELEY DRIVE	FIRE SPRINKLER SYSTEM INSTALLATION	NON-CRITICAL	Plant Adaption
0142	3707 BERKELEY DRIVE	FIRE SPRINKLER SYSTEM INSTALLATION	NON-CRITICAL	Plant Adaption
0143	3712 BERKELEY DRIVE	FIRE SPRINKLER SYSTEM INSTALLATION	NON-CRITICAL	Plant Adaption
0144	3717 BERKELEY DRIVE	FIRE SPRINKLER SYSTEM INSTALLATION	NON-CRITICAL	Plant Adaption
0145	3722 BERKELEY DRIVE	FIRE SPRINKLER SYSTEM INSTALLATION	NON-CRITICAL	Plant Adaption
0146	3805 BERKELEY DRIVE	FIRE SPRINKLER SYSTEM INSTALLATION	NON-CRITICAL	Plant Adaption
0147	3810 BERKELEY DRIVE	FIRE SPRINKLER SYSTEM INSTALLATION	NON-CRITICAL	Plant Adaption
0148	3815 BERKELEY DRIVE	FIRE SPRINKLER SYSTEM INSTALLATION	NON-CRITICAL	Plant Adaption
0149	3820 BERKELEY DRIVE	FIRE SPRINKLER SYSTEM INSTALLATION	NON-CRITICAL	Plant Adaption
0093	500 TULANE DRIVE	FIRE SPRINKLER SYSTEM INSTALLATION	NON-CRITICAL	Plant Adaption
0208	510 TULANE DRIVE	FIRE SPRINKLER SYSTEM INSTALLATION	NON-CRITICAL	Plant Adaption
0209	520 TULANE DRIVE	FIRE SPRINKLER SYSTEM INSTALLATION	NON-CRITICAL	Plant Adaption
0210	530 TULANE DRIVE	FIRE SPRINKLER SYSTEM INSTALLATION	NON-CRITICAL	Plant Adaption
0161	560 CARLETON COURT	FIRE SPRINKLER SYSTEM INSTALLATION	NON-CRITICAL	Plant Adaption
0162	570 CARLETON COURT	FIRE SPRINKLER SYSTEM INSTALLATION	NON-CRITICAL	Plant Adaption
0163	540 CARLETON COURT	FIRE SPRINKLER SYSTEM INSTALLATION	NON-CRITICAL	Plant Adaption
0213	301-319 TULANE COURT	FIRE SPRINKLER SYSTEM INSTALLATION	NON-CRITICAL	Plant Adaption
0214	401-415 TULANE COURT	FIRE SPRINKLER SYSTEM INSTALLATION	NON-CRITICAL	Plant Adaption
0215	417-427 TULANE COURT	FIRE SPRINKLER SYSTEM INSTALLATION	NON-CRITICAL	Plant Adaption
0083	BRANNON HALL	FIRE SPRINKLER SYSTEM INSTALLATION	NON-CRITICAL	Plant Adaption
0085	NOREN HALL	FIRE SPRINKLER SYSTEM INSTALLATION	NON-CRITICAL	Plant Adaption
0084	SELKE HALL	FIRE SPRINKLER SYSTEM INSTALLATION	NON-CRITICAL	Plant Adaption
0073	SMITH HALL	FIRE SPRINKLER SYSTEM INSTALLATION	NON-CRITICAL	Plant Adaption
0025	HANCOCK HALL	FIRE SPRINKLER SYSTEM INSTALLATION	NON-CRITICAL	Plant Adaption
0079	CONFERENCE CENTER - 2724 UNIV. AVE.	FIRE SPRINKLER SYSTEM INSTALLATION	NON-CRITICAL	Plant Adaption
0184	BLDG P - PROCESS DEVELOPMENT FACILITY	FIRE SPRINKLER SYSTEM INSTALLATION	NON-CRITICAL	Plant Adaption
0301	WILKERSON COMPLEX TUNNELS	FIRE SPRINKLER SYSTEM INSTALLATION	NON-CRITICAL	Plant Adaption
0307	JOHNSTONE-HANCOCK SKYWALK	FIRE SPRINKLER SYSTEM INSTALLATION	NON-CRITICAL	Plant Adaption
0001	TWAMLEY HALL	FIRE SPRINKLER SYSTEM INSTALLATION	NON-CRITICAL	Plant Adaption
0004	GILLETTE HALL	FIRE SPRINKLER SYSTEM INSTALLATION	NON-CRITICAL	Plant Adaption
0008	ARMORY	FIRE SPRINKLER SYSTEM INSTALLATION	NON-CRITICAL	Plant Adaption
0009	ND MUSEUM OF ART	FIRE SPRINKLER SYSTEM INSTALLATION	NON-CRITICAL	Plant Adaption
0011	GAMBLE HALL	FIRE SPRINKLER SYSTEM EXTENSION	NON-CRITICAL	Plant Adaption

BLDG #	BUILDING NAME	PROJECT TITLE	PRIORITY CLASS	PROJECT CLASSIFICATION
0012	OLUMBIA HALL (OLD SCHOOL OF MEDICIN	FIRE SPRINKLER SYSTEM EXTENSION	NON-CRITICAL	Plant Adaption
0016	MERRIFIELD HALL	FIRE SPRINKLER SYSTEM INSTALLATION	NON-CRITICAL	Plant Adaption
0010	CHESTER FRITZ AUDITORIUM	FIRE SPRINKLER SYSTEM EXTENSION	NON-CRITICAL	Plant Adaption
0020	HARRINGTON HALL	FIRE SPRINKLER SYSTEM EXTENSION	NON-CRITICAL	Plant Adaption
0024	HYSLOP SPORTS CENTER	FIRE SPRINKLER SYSTEM INSTALLATION	NON-CRITICAL	Plant Adaption
0032	MCCANNEL HALL	FIRE SPRINKLER SYSTEM INSTALLATION	NON-CRITICAL	Plant Adaption
0035	ABBOT HALL	INSTALL FIRE SPRINKLER SYSTEM	NON-CRITICAL	Plant Adaption
0038	WITMER HALL	FIRE SPRINKLER SYSTEM INSTALLATION	NON-CRITICAL	Plant Adaption
0040	RAY RICHARDS GOLF COURSE CLUBHOUSE	FIRE SPRINKLER SYSTEM INSTALLATION	NON-CRITICAL	Plant Adaption
0050	JOHN D. ODEGARD HALL	FIRE SPRINKLER SYSTEM INSTALLATION	NON-CRITICAL	Plant Adaption
0054	RANSPORT, GROUNDS, MAT RECOVERY FA	FIRE SPRINKLER SYSTEM INSTALLATION	NON-CRITICAL	Plant Adaption
0064	STARCHER HALL	FIRE SPRINKLER SYSTEM EXTENSION	NON-CRITICAL	Plant Adaption
0071	THOMAS J. CLIFFORD HALL	FIRE SPRINKLER SYSTEM INSTALLATION	NON-CRITICAL	Plant Adaption
0074	BURTNESS THEATRE	FIRE SPRINKLER SYSTEM INSTALLATION	NON-CRITICAL	Plant Adaption
0080	LEONARD HALL	FIRE SPRINKLER SYSTEM INSTALLATION	NON-CRITICAL	Plant Adaption
0089	MECHANICAL SHOP	FIRE SPRINKLER SYSTEM INSTALLATION	NON-CRITICAL	Plant Adaption
0095	UPSON ONE	FIRE SPRINKLER SYSTEM INSTALLATION	NON-CRITICAL	Plant Adaption
0072	AMERICAN INDIAN CENTER	FIRE SPRINKLER SYSTEM INSTALLATION	NON-CRITICAL	Plant Adaption
0106	UPSON 2	INSTALL AUTOMATIC FIRE SUPPRESSION	NON-CRITICAL	Plant Adaption
0107	FACILITIES BUILDING	FIRE SPRINKLER SYSTEM EXTENSION	NON-CRITICAL	Plant Adaption
0108	CENTRAL FOODS BUILDING	FIRE SPRINKLER SYSTEM INSTALLATION	NON-CRITICAL	Plant Adaption
0109	SAFETY AND SECURITY BUILDING	FIRE SPRINKLER SYSTEM INSTALLATION	NON-CRITICAL	Plant Adaption
0117	COLLEGE OF NURSING	INSTALL FIRE SUPPRESSION	NON-CRITICAL	Plant Adaption
0121	THOMAS J. RYAN HALL	FIRE SUPPRESSION EXTENSION	NON-CRITICAL	Plant Adaption
0150	GOLF MAINTENANCE SHOP	Install automatic fire suppression	NON-CRITICAL	Plant Adaption
0241	HOPPER DANLEY MEMORIAL CHAPEL	FIRE SPRINKLER SYSTEM INSTALLATION	NON-CRITICAL	Plant Adaption
0001	TWAMLEY HALL	INSTALL OCCUPANCY SENSORS	NON-CRITICAL	Plant Adaption
0002	O'KELLY HALL	INSTALL OCCUPANCY SENSORS	NON-CRITICAL	Plant Adaption
0004	GILLETTE HALL	INSTALL OCCUPANCY SENSORS	NON-CRITICAL	Plant Adaption
0004	GILLETTE HALL	ADD EXTERIOR LIGHTING	NON-CRITICAL	Plant Adaption
0008	ARMORY	INSTALL OCCUPANCY SENSOR & DIMMING LIGHTING CONTROLS	NON-CRITICAL	Plant Adaption
0009	ND MUSEUM OF ART	INSTALL OCCUPANCY SENSORS	NON-CRITICAL	Plant Adaption
0011	GAMBLE HALL	INSTALL OCCUPANCY SENSORS	NON-CRITICAL	Plant Adaption
0011	GAMBLE HALL	ADD EXTERIOR LIGHTING	NON-CRITICAL	Plant Adaption
0012	OLUMBIA HALL (OLD SCHOOL OF MEDICIN	INSTALL OCCUPANCY SENSORS	NON-CRITICAL	Plant Adaption
0013	LAW BUILDING	INSTALL OCCUPANCY SENSORS	NON-CRITICAL	Plant Adaption
0016	MERRIFIELD HALL	INSTALL OCCUPANCY SENSORS	NON-CRITICAL	Plant Adaption
0053	AKVILLE (EMERADO) TELESCOPE ENCLOSU	ADD EXTERIOR LIGHTING	NON-CRITICAL	Plant Adaption
0151	UNDPD EVIDENCE STORAGE GARAGE	ADD EXTERIOR LIGHTING	NON-CRITICAL	Plant Adaption
0226	BIOLOGY STORAGE BUILDING	ADD EXTERIOR LIGHTING	NON-CRITICAL	Plant Adaption
0005	BABCOCK HALL	INSTALL OCCUPANCY SENSOR & DIMMING LIGHTING CONTROLS	NON-CRITICAL	Plant Adaption
0015	CARNEGIE	INSTALL OCCUPANCY SENSOR & DIMMING LIGHTING CONTROLS	NON-CRITICAL	Plant Adaption
0020	HARRINGTON HALL	INSTALL OCCUPANCY SENSORS	NON-CRITICAL	Plant Adaption
0254	AVIATION HANGAR 254 (HELICOPTER)	INSTALL OCCUPANCY SENSOR & DIMMING LIGHTING CONTROLS	NON-CRITICAL	Plant Adaption
0243	CENTER FOR FAMILY MEDICINE	INSTALL OCCUPANCY SENSORS	NON-CRITICAL	Plant Adaption
0240	CENTER FOR FAMILY MEDICINE	INSTALL OCCUPANCY SENSOR CONTROLS	NON-CRITICAL	Plant Adaption
0021	GUSTAFSON HALL	INSTALL OCCUPANCY SENSOR/DIMMING LIGHTING CONTROLS	NON-CRITICAL	Plant Adaption
0024	HYSLOP SPORTS CENTER	INSTALL OCCUPANCY SENSOR/DIMMING LIGHTING CONTROLS	NON-CRITICAL	Plant Adaption
0064	STARCHER HALL	INSTALL OCCUPANCY SENSOR/DIMMING LIGHTING CONTROLS	NON-CRITICAL	Plant Adaption
0089	MECHANICAL SHOP	INSTALL OCCUPANCY SENSOR/DIMMING LIGHTING CONTROLS	NON-CRITICAL	Plant Adaption
0263	AVIATION STORAGE HANGAR 263	INSTALL EMERGENCY GENERATOR AND POWER NETWORK	NON-CRITICAL	Plant Adaption
0211	3904 UNIVERSITY AVENUE	INSTALL EMERGENCY GENERATOR AND POWER NETWORK	NON-CRITICAL	Plant Adaption
0098	3725 UNIVERSITY AVENUE	INSTALL EMERGENCY GENERATOR AND POWER NETWORK	NON-CRITICAL	Plant Adaption
0164	3711-3719 UNIVERSITY AVENUE	INSTALL EMERGENCY GENERATOR AND POWER NETWORK	NON-CRITICAL	Plant Adaption
0165	205-209 STATE STREET	INSTALL EMERGENCY GENERATOR AND POWER NETWORK	NON-CRITICAL	Plant Adaption
0138	110 STATE STREET	INSTALL EMERGENCY GENERATOR AND POWER NETWORK	NON-CRITICAL	Plant Adaption
0112	550 CARLETON COURT	INSTALL EMERGENCY GENERATOR AND POWER NETWORK	NON-CRITICAL	Plant Adaption

BLDG #	BUILDING NAME	PROJECT TITLE	PRIORITY CLASS	PROJECT CLASSIFICATION
0113	580 CARLETON COURT	INSTALL EMERGENCY GENERATOR AND POWER NETWORK	NON-CRITICAL	Plant Adaption
0139	3605 MANITOBA AVENUE	INSTALL EMERGENCY GENERATOR AND POWER NETWORK	NON-CRITICAL	Plant Adaption
0140	3600 CAMPUS ROAD	INSTALL EMERGENCY GENERATOR AND POWER NETWORK	NON-CRITICAL	Plant Adaption
0093	500 TULANE DRIVE	INSTALL EMERGENCY GENERATOR AND POWER NETWORK	NON-CRITICAL	Plant Adaption
0208	510 TULANE DRIVE	INSTALL EMERGENCY GENERATOR AND POWER NETWORK	NON-CRITICAL	Plant Adaption
0209	520 TULANE DRIVE	INSTALL EMERGENCY POWER NETWORK	NON-CRITICAL	Plant Adaption
0210	530 TULANE DRIVE	INSTALL EMERGENCY POWER NETWORK	NON-CRITICAL	Plant Adaption
0161	560 CARLETON COURT	INSTALL EMERGENCY GENERATOR AND POWER NETWORK	NON-CRITICAL	Plant Adaption
0162	570 CARLETON COURT	INSTALL EMERGENCY POWER NETWORK	NON-CRITICAL	Plant Adaption
0163	540 CARLETON COURT	INSTALL EMERGENCY POWER NETWORK	NON-CRITICAL	Plant Adaption
0228	BLDG R - HYDROGEN FACILITY	INSTALL EMERGENCY GENERATOR AND POWER NETWORK	NON-CRITICAL	Plant Adaption
0004	GILLETTE HALL	INSTALL EMERGENCY GENERATOR AND POWER NETWORK	NON-CRITICAL	Plant Adaption
0008	ARMORY	INSTALL EMERGENCY GENERATOR AND POWER NETWORK	NON-CRITICAL	Plant Adaption
0011	GAMBLE HALL	INSTALL EMERGENCY GENERATOR AND POWER NETWORK	NON-CRITICAL	Plant Adaption
0013	LAW BUILDING	INSTALL EMERGENCY GENERATOR AND POWER NETWORK	NON-CRITICAL	Plant Adaption
0038	WITMER HALL	INSTALL EMERGENCY GENERATOR AND POWER NETWORK	NON-CRITICAL	Plant Adaption
0041	UNIVERSITY BOOKSTORE	INSTALL EMERGENCY GENERATOR AND POWER NETWORK	NON-CRITICAL	Plant Adaption
0054	TRANSPORT, GROUNDS, MAT RECOVERY FACILITY	INSTALL EMERGENCY GENERATOR AND POWER NETWORK	NON-CRITICAL	Plant Adaption
0058	UNIV HEALTH FAC - ALTRU FAMILY RESIDENCE	INSTALL EMERGENCY GENERATOR AND POWER NETWORK	NON-CRITICAL	Plant Adaption
0074	BURTNESS THEATRE	INSTALL EMERGENCY GENERATOR AND POWER NETWORK	NON-CRITICAL	Plant Adaption
0080	LEONARD HALL	INSTALL EMERGENCY GENERATOR AND POWER NETWORK	NON-CRITICAL	Plant Adaption
0095	UPSON ONE	INSTALL EMERGENCY GENERATOR AND POWER NETWORK	NON-CRITICAL	Plant Adaption
0122	SKALICKY TECH INCUBATOR	INSTALL EMERGENCY GENERATOR AND POWER NETWORK	NON-CRITICAL	Plant Adaption
0234	INFORMATION TECHNOLOGIES	INSTALL EMERGENCY GENERATOR AND POWER NETWORK	NON-CRITICAL	Plant Adaption
0164	3711-3719 UNIVERSITY AVENUE	ASBESTOS ABATEMENT - INTERIOR FINISH SYSTEMS	NON-CRITICAL	Plant Adaption
0165	205-209 STATE STREET	ASBESTOS ABATEMENT - INTERIOR FINISH SYSTEMS	NON-CRITICAL	Plant Adaption
0141	3702 BERKELEY DRIVE	ASBESTOS ABATEMENT - INTERIOR FINISH SYSTEMS	NON-CRITICAL	Plant Adaption
0142	3707 BERKELEY DRIVE	ASBESTOS ABATEMENT - INTERIOR FINISH SYSTEMS	NON-CRITICAL	Plant Adaption
0143	3712 BERKELEY DRIVE	ASBESTOS ABATEMENT - INTERIOR FINISH SYSTEMS	NON-CRITICAL	Plant Adaption
0144	3717 BERKELEY DRIVE	ASBESTOS ABATEMENT - INTERIOR FINISH SYSTEMS	NON-CRITICAL	Plant Adaption
0145	3722 BERKELEY DRIVE	ASBESTOS ABATEMENT - INTERIOR FINISH SYSTEMS	NON-CRITICAL	Plant Adaption
0146	3805 BERKELEY DRIVE	ASBESTOS ABATEMENT - INTERIOR FINISH SYSTEMS	NON-CRITICAL	Plant Adaption
0147	3810 BERKELEY DRIVE	ASBESTOS ABATEMENT - INTERIOR FINISH SYSTEMS	NON-CRITICAL	Plant Adaption
0148	3815 BERKELEY DRIVE	ASBESTOS ABATEMENT - INTERIOR FINISH SYSTEMS	NON-CRITICAL	Plant Adaption
0149	3820 BERKELEY DRIVE	ASBESTOS ABATEMENT - INTERIOR FINISH SYSTEMS	NON-CRITICAL	Plant Adaption
0083	BRANNON HALL	ASBESTOS ABATEMENT - INTERIOR FINISH SYSTEMS	NON-CRITICAL	Plant Adaption
0085	NOREN HALL	ASBESTOS ABATEMENT - INTERIOR FINISH SYSTEMS	NON-CRITICAL	Plant Adaption
0084	SELKE HALL	ASBESTOS ABATEMENT - INTERIOR FINISH SYSTEMS	NON-CRITICAL	Plant Adaption
0026	JOHNSTONE HALL	ASBESTOS ABATEMENT - INTERIOR FINISH SYSTEMS	NON-CRITICAL	Plant Adaption
0073	SMITH HALL	ASBESTOS ABATEMENT - INTERIOR FINISH SYSTEMS	NON-CRITICAL	Plant Adaption
0027	FULTON HALL	ASBESTOS ABATEMENT - INTERIOR FINISH SYSTEMS	NON-CRITICAL	Plant Adaption
0029	WALSH HALL	ASBESTOS ABATEMENT - INTERIOR FINISH SYSTEMS	NON-CRITICAL	Plant Adaption
0075	SQUIRES HALL	ASBESTOS ABATEMENT - INTERIOR FINISH SYSTEMS	NON-CRITICAL	Plant Adaption
0025	HANCOCK HALL	ASBESTOS ABATEMENT - INTERIOR FINISH SYSTEMS	NON-CRITICAL	Plant Adaption
0079	CONFERENCE CENTER - 2724 UNIV. AVE.	ASBESTOS ABATEMENT - INTERIOR FINISH SYSTEMS	NON-CRITICAL	Plant Adaption
0188	BLDG C - TECH DEMONSTRATION FACILITY	ASBESTOS ABATEMENT - INTERIOR FINISH SYSTEMS	NON-CRITICAL	Plant Adaption
0001	TWAMLEY HALL	ASBESTOS ABATEMENT - INTERIOR FINISH SYSTEMS	NON-CRITICAL	Plant Adaption
0002	O'KELLY HALL	ASBESTOS ABATEMENT - INTERIOR FINISH SYSTEMS	NON-CRITICAL	Plant Adaption
0005	BABCOCK HALL	ASBESTOS ABATEMENT - INTERIOR FINISH SYSTEMS	NON-CRITICAL	Plant Adaption
0015	CARNEGIE	ASBESTOS ABATEMENT - INTERIOR FINISH SYSTEMS	NON-CRITICAL	Corrective Action
0020	HARRINGTON HALL	ASBESTOS ABATEMENT - INTERIOR FINISH SYSTEMS	NON-CRITICAL	Plant Adaption
0024	HYSLOP SPORTS CENTER	ASBESTOS ABATEMENT - INTERIOR FINISH SYSTEMS	NON-CRITICAL	Plant Adaption
0032	MCCANNEL HALL	ASBESTOS ABATEMENT - INTERIOR FINISH SYSTEMS	NON-CRITICAL	Plant Adaption
0038	WITMER HALL	ASBESTOS ABATEMENT - INTERIOR FINISH SYSTEMS	NON-CRITICAL	Plant Adaption
0080	LEONARD HALL	ASBESTOS ABATEMENT - INTERIOR FINISH SYSTEMS	NON-CRITICAL	Plant Adaption
0064	STARCHER HALL	SITE VEHICULAR PAVING RENEWAL	NON-CRITICAL	Corrective Action
0071	THOMAS J. CLIFFORD HALL	SITE VEHICULAR PAVING RENEWAL	NON-CRITICAL	Corrective Action

BLDG #	BUILDING NAME	PROJECT TITLE	PRIORITY CLASS	PROJECT CLASSIFICATION
0261	AVIATION ADMINISTRATION	SITE PEDESTRIAN PAVING RENEWAL	NON-CRITICAL	Corrective Action
0017	BIOMEDICAL RESEARCH FACILITY	SITE PAVING RENEWAL	NON-CRITICAL	Corrective Action
0264	AVIATION HANGAR 264 (CITY)	HANGAR DOOR CONCRETE FOUNDATION REPAIR	NON-CRITICAL	Corrective Action
0211	3904 UNIVERSITY AVENUE	SITE PEDESTRIAN PAVING RENEWAL	NON-CRITICAL	Corrective Action
0083	BRANNON HALL	SITE PEDESTRIAN PAVING REPAIRS	NON-CRITICAL	Corrective Action
0085	NOREN HALL	SITE PEDESTRIAN PAVING REPAIRS	NON-CRITICAL	Corrective Action
0084	SELKE HALL	SITE PEDESTRIAN PAVING REPAIRS	NON-CRITICAL	Corrective Action
0029	WALSH HALL	CONCRETE SIDEWALK REPAIRS	NON-CRITICAL	Corrective Action
0075	SQUIRES HALL	WEST SERVICE DRIVE	NON-CRITICAL	Corrective Action
0028	BEK HALL	CONCRETE SIDEWALK REPAIRS	NON-CRITICAL	Corrective Action
0025	HANCOCK HALL	CONCRETE SIDEWALK REPAIRS	NON-CRITICAL	Corrective Action
0191	BLDG X - LOREN MCEWEN TECH DEMO	SITE VEHICULAR PAVING RENEWAL	NON-CRITICAL	Corrective Action
0176	BLDG H - FUEL PREPARATION AND TESTING	SITE VEHICULAR PAVING RENEWAL	NON-CRITICAL	Corrective Action
0046	UNIVERSITY PLACE	SITE PEDESTRIAN PAVING RENEWAL	NON-CRITICAL	Corrective Action
0001	TWAMLEY HALL	SITE VEHICULAR PAVING RENEWAL	NON-CRITICAL	Corrective Action
0007	CHESTER FRITZ LIBRARY	SITE PEDESTRIAN PAVING RENEWAL	NON-CRITICAL	Corrective Action
0007	CHESTER FRITZ LIBRARY	SITE VEHICULAR PAVING RENEWAL	NON-CRITICAL	Corrective Action
0010	CHESTER FRITZ AUDITORIUM	SITE PEDESTRIAN PAVING RENEWAL	NON-CRITICAL	Corrective Action
0240	CENTER FOR FAMILY MEDICINE	SITE PEDESTRIAN PAVING REPAIR	NON-CRITICAL	Corrective Action
0240	CENTER FOR FAMILY MEDICINE	SITE PARKING LOT CURB AND GUTTER REPLACEMENT	NON-CRITICAL	Corrective Action
0186	HAZARDOUS MATERIALS STORAGE	REPLACE DAMAGED CONCRETE PAVING	NON-CRITICAL	Corrective Action
0165	205-209 STATE STREET	STORMWATER MANAGEMENT UPGRADES	NON-CRITICAL	Corrective Action
0009	ND MUSEUM OF ART	STORMWATER MANAGEMENT UPGRADES	NON-CRITICAL	Corrective Action
0179	BLDG K - HPT GAS STORAGE	No projects are recommended	NA	NA
0217	TEAM HOUSE, SIX-PLEXES (EST W/MH2-16)	No projects are recommended.	NA	NA
0218	TEAM HOUSE, TULANE DR (EST W/MH2-09)	No projects are recommended.	NA	NA
0300	AVIATION HANGAR (LEIGH)	No projects are recommended.	NA	NA
0110	DATA CENTER	No projects are recommended.	NA	NA
0247	COLLABORATIVE ENERGY COMPLEX	No projects are recommended.	NA	NA
0248	SCHOOL OF MEDICINE & HS GENERATOR BLDG	No projects are recommended.	NA	NA

### APPENDIX – Recurring Project List for Appropriated Buildings

The table below is a list of recurring projects for appropriated buildings. The table is sorted by BLDG number, which is a four-digit building number.

BLDG #	BUILDING NAME	COMPONENT	IDENTIFIER
0001	TWAMLEY HALL	WALL, EXTERIOR, TILT-UP OR PRECAST CONCRETE PANELS - RESTORE NATURAL FINISH	
0001	TWAMLEY HALL	GLASS, WINDOW, ALUMINUM OR WOOD, STANDARD	
0001	TWAMLEY HALL	DOOR LOCK, COMMERCIAL-GRADE, EXTERIOR	
0001	TWAMLEY HALL	DOOR AND FRAME, INTERIOR, NON-RATED	KNOB HDW
0001	TWAMLEY HALL	DOOR LOCK, COMMERCIAL-GRADE	
0001	TWAMLEY HALL	WALL FINISH - APPLIED, STANDARD	2002
0001	TWAMLEY HALL	WALL FINISH - APPLIED, STANDARD	2006
0001	TWAMLEY HALL	FLOORING - CARPET, TILE OR ROLL, STANDARD	2002
0001	TWAMLEY HALL	FLOORING - CARPET, TILE OR ROLL, STANDARD	2006
0001	TWAMLEY HALL	FLOORING - VINYL COMPOSITION TILE, STANDARD	ORIGINAL
0001	TWAMLEY HALL	INTERIOR STAIR TREAD AND LANDING FINISH	
0001	TWAMLEY HALL	INTERIOR STAIR TREAD AND LANDING FINISH	
0001	TWAMLEY HALL	INTERIOR STAIR TREAD AND LANDING FINISH	
0001	TWAMLEY HALL	CEILING FINISH - ATTACHED ACOUSTICAL TILE	
0001	TWAMLEY HALL	SUPPLY PIPING SYSTEM - OFFICE	
0001	TWAMLEY HALL	DRAIN PIPING SYSTEM - OFFICE	
0001	TWAMLEY HALL	UNIT HEATER, STEAM/HYDRONIC STD (TO 250 MBH)	HUH

0001	TWAMLEY HALL	CONDENSER - REFRIGERANT, AIR-COOLED (<=10 TON)	CNDR1
0001	TWAMLEY HALL	AIR HANDLING UNIT - INDOOR (.5-1.25 HP)	AHU-3 (CONF RM)
0001	TWAMLEY HALL	AIR HANDLING UNIT - INDOOR (.5-1.25 HP)	AHU-1
0001	TWAMLEY HALL	AIR HANDLING UNIT - INDOOR (.5-1.25 HP)	AHU-2 (DINING RM)
0001	TWAMLEY HALL	FAN - CENTRIFUGAL ROOF EXHAUST, 1/4" SP (10"-18" DIAMETER)	EF-7
0001	TWAMLEY HALL	FAN - CENTRIFUGAL ROOF EXHAUST, 1/4" SP (10"-18" DIAMETER)	EF-1
0001	TWAMLEY HALL	FAN - CENTRIFUGAL ROOF EXHAUST, 1/4" SP (20"-22" DIAMETER)	EF-2
0001	TWAMLEY HALL	FAN - CENTRIFUGAL ROOF EXHAUST, 1/4" SP (25"-30" DIAMETER)	EF-4
0001	TWAMLEY HALL	FAN - UTILITY SET, 1/4" SP (.4-1.25 HP)	EF-3 (CONF RM EF)
0001	TWAMLEY HALL	PACKAGE HVAC UNIT, DX, GAS OR ELECTRIC HEAT, SINGLE-ZONE (5- 9 TON)	AHU-6
0001	TWAMLEY HALL	ELECTRICAL DISTRIBUTION NETWORK - OFFICE	
0001	TWAMLEY HALL	MAIN SWITCHBOARD W/BREAKERS (1200-1600 AMP)	MSB
0001	TWAMLEY HALL	GENERATOR - NATURAL GAS OR GASOLINE (<=20 KW)	EMG
0001	TWAMLEY HALL	CONCRETE VEHICULAR PAVING - JOINT MAINTENANCE	
0001	TWAMLEY HALL	DOOR AND FRAME, EXTERIOR, SWINGING, HOLLOW METAL	
0001	TWAMLEY HALL	DOOR OPERATOR, POWER-ASSIST	
0001	TWAMLEY HALL	DOOR OPERATOR, POWER-ASSIST	
0001	TWAMLEY HALL	DOOR PANIC HARDWARE, EXTERIOR	
0001	TWAMLEY HALL	DOOR AND FRAME, INTERIOR, NON-RATED	KNOB HDW
0001	TWAMLEY HALL	DOOR AND FRAME, INTERIOR, FIRE-RATED	
0001	TWAMLEY HALL	DOOR LOCK, COMMERCIAL-GRADE	
0001	TWAMLEY HALL	DOOR LOCK, COMMERCIAL-GRADE	
0001	TWAMLEY HALL	DOOR LOCK, COMMERCIAL-GRADE	
0001	TWAMLEY HALL	DOOR PANIC HARDWARE	
0001	TWAMLEY HALL	WALL FINISH - TILE, CERAMIC / STONE, STANDARD	GLAZED BLOCK
0001	TWAMLEY HALL	FLOORING - TERRAZZO RESURFACE	
0001	TWAMLEY HALL	LIGHTING SYSTEM, INTERIOR - OFFICE	T8
0001	TWAMLEY HALL	CONCRETE VEHICULAR PAVING - JOINT MAINTENANCE	
0001	TWAMLEY HALL	CEILING FINISH - APPLIED PAINT OR STAIN, STANDARD	
0001	TWAMLEY HALL	CASEWORK - WOOD BASE AND WALL, TOP, STANDARD	2002
0001	TWAMLEY HALL	WALL FINISH - APPLIED, STANDARD	2012
0001	TWAMLEY HALL	FLOORING - CARPET, TILE OR ROLL, STANDARD	2012
0001	TWAMLEY HALL	FLOORING - VINYL COMPOSITION TILE, STANDARD	2002
0001	TWAMLEY HALL	FIRE ALARM SYSTEM - DEVICES	
0001	TWAMLEY HALL	FIRE ALARM PANEL, DIALER, BATTERY, & CHARGER UP TO 400 POINTS	FACP
0001	TWAMLEY HALL	COM EXTERIOR BLDG MT DECO LIGHTING (COACH, SCONCE, PEND, SOFFIT)	DEC SCONCES
0001	TWAMLEY HALL	DOOR AND FRAME, EXTERIOR, SWINGING, ALUMINUM AND GLASS	
0001	TWAMLEY HALL	ROOF - 1-PLY, UNBALLASTED	EPDM
0002	O'KELLY HALL	EXTERIOR DOOR OR WINDOW APPLIED FINISH	HOLLOW-METAL DOORS
0002	O'KELLY HALL	WALL, EXTERIOR, TILE OR GLASS BLOCK CLEAN, GROUT, AND REPAIR	
0002	O'KELLY HALL	GLASS, WINDOW, ALUMINUM OR WOOD, STANDARD	
0002	O'KELLY HALL	GLASS, WINDOW, ALUMINUM OR WOOD, STANDARD	
0002	O'KELLY HALL	DOOR AND FRAME, EXTERIOR, SWINGING, WOOD STANDARD	
0002	O'KELLY HALL	DOOR LOCK, COMMERCIAL-GRADE, EXTERIOR	ORIGINAL
0002	O'KELLY HALL	DOOR AND FRAME, INTERIOR, NON-RATED	KNOB HDW
0002	O'KELLY HALL	DOOR PANIC HARDWARE	



0002	O'KELLY HALL	CASEWORK - WOOD BASE AND WALL, TOP, STANDARD	
0002	O'KELLY HALL	WALL FINISH - APPLIED, STANDARD	
0002	O'KELLY HALL	WALL FINISH - APPLIED, STANDARD	
0002	O'KELLY HALL	WALL FINISH - APPLIED, STANDARD	
0002	O'KELLY HALL	FLOORING - CARPET, TILE OR ROLL, STANDARD	
0002	O'KELLY HALL	FLOORING - CARPET, TILE OR ROLL, STANDARD	
0002	O'KELLY HALL	FLOORING - VINYL COMPOSITION TILE, STANDARD	
0002	O'KELLY HALL	FLOORING - FLUID APPLIED, EPOXY / ACRYLIC / POLYURETHANE	
0002	O'KELLY HALL	CEILING FINISH - SUSPENDED ACOUSTICAL TILE, STANDARD	
0002	O'KELLY HALL	CEILING FINISH - ATTACHED ACOUSTICAL TILE	
0002	O'KELLY HALL	CEILING FINISH - APPLIED PAINT OR STAIN, STANDARD	
0002	O'KELLY HALL	PLUMBING FIXTURE - LAVATORY, WALL HUNG	ABANDONED
0002	O'KELLY HALL	PLUMBING FIXTURE - SINK, KITCHEN	ABANDONED
0002	O'KELLY HALL	PLUMBING FIXTURE - WATER CLOSET, TANKLESS	ABANDONED
0002	O'KELLY HALL	SUPPLY PIPING SYSTEM - CLASSROOM	ORIGINAL
0002	O'KELLY HALL	WATER HEATER - SHELL & TUBE (<=45 GPM)	HX-1
0002	O'KELLY HALL	DRAIN PIPING SYSTEM - CLASSROOM	ORIGINAL
0002	O'KELLY HALL	UNIT HEATER, STEAM/HYDRONIC STD (TO 250 MBH)	HUH2
0002	O'KELLY HALL	CONDENSER - REFRIGERANT, AIR-COOLED (10-35 TON)	CNDR1 (TRANE)
0002	O'KELLY HALL	AIR HANDLING UNIT - INDOOR (1.26-1.75 HP)	FCUS
0002	O'KELLY HALL	AIR HANDLING UNIT - INDOOR (3.26-6 HP)	AHU-4
0002	O'KELLY HALL	AIR HANDLING UNIT - INDOOR (3.26-6 HP)	AHU-2
0002	O'KELLY HALL	HEAT PUMP, WATER-SOURCE	WSHPS
0002	O'KELLY HALL	FAN - CENTRIFUGAL ROOF EXHAUST, 1/4" SP (20"-22" DIAMETER)	EF-6
0002	O'KELLY HALL	FAN - CENTRIFUGAL ROOF EXHAUST, 1/4" SP (20"-22" DIAMETER)	EF-11
0002	O'KELLY HALL	FAN - PROPELLER WITH LOUVER, 1/4" SP (<=0.5 HP)	PROP-1
0002	O'KELLY HALL	HEAT EXCHANGER - SHELL & TUBE STEAM TO WATER (20-85 GPM)	HX-1
0002	O'KELLY HALL	HVAC CONTROLS - FIELD PANELS/OPS SOFTWARE - CLASSROOM	2010
0002	O'KELLY HALL	HVAC CONTROLS - MAJOR INSTRUMENTATION - CLASSROOM	2010
0002	O'KELLY HALL	FIRE ALARM SYSTEM - DEVICES	AGED
0002	O'KELLY HALL	ELECTRICAL DISTRIBUTION NETWORK - CLASSROOM	1963
0002	O'KELLY HALL	MAIN SWITCHBOARD W/BREAKERS (<400 AMP)	MSB
0002	O'KELLY HALL	MAIN SWITCHBOARD W/BREAKERS (400-600 AMP)	MDP
0002	O'KELLY HALL	MAIN SWITCHBOARD W/BREAKERS (800-1200 AMP)	MDP/T1/T2
0002	O'KELLY HALL	TRANSFORMER - DRY-TYPE, 3PH, 5-15KV PRIMARY (300-500 KVA)	TF-1
0002	O'KELLY HALL	LIGHTING SYSTEM, INTERIOR - CLASSROOM	T12
0002	O'KELLY HALL	WALK-IN REFRIGERATOR OR FREEZER STRUCTURE	CLR
0002	O'KELLY HALL	REFRIGERATION SYSTEM - WALK-IN, 2 EVAP FANS, 6700 BTUH, CONDENSER	CLR
0002	O'KELLY HALL	DOOR AND FRAME, EXTERIOR, SWINGING, HOLLOW METAL	
0002	O'KELLY HALL	DOOR AND FRAME, EXTERIOR, SWINGING, HOLLOW METAL	
0002	O'KELLY HALL	DOOR AND FRAME, EXTERIOR, SWINGING, WOOD STANDARD	
0002	O'KELLY HALL	DOOR LOCK, COMMERCIAL-GRADE, EXTERIOR	2004
0002	O'KELLY HALL	DOOR PANIC HARDWARE, EXTERIOR	
0002	O'KELLY HALL	DOOR PANIC HARDWARE, EXTERIOR	
0002	O'KELLY HALL	DOOR AND FRAME, INTERIOR, NON-RATED	KNOB HDW
0002	O'KELLY HALL	DOOR AND FRAME, INTERIOR, NON-RATED	KNOB HDW
0002	O'KELLY HALL	DOOR AND FRAME, INTERIOR, NON-RATED	KNOB HDW
0002	O'KELLY HALL	DOOR AND FRAME, INTERIOR, NON-RATED	

0002	O'KELLY HALL	DOOR AND FRAME, INTERIOR, NON-RATED	KNOB HDW
0002	O'KELLY HALL	CASEWORK - WOOD BASE AND WALL, TOP, STANDARD	
0002	O'KELLY HALL	CASEWORK - WOOD BASE AND WALL, TOP, STANDARD	
0002	O'KELLY HALL	SEATING, FIXED, FOLDING, STANDARD	
0002	O'KELLY HALL	WALL FINISH - TILE, CERAMIC / STONE, STANDARD	GLAZED BLOCK
0002	O'KELLY HALL	INTERIOR STAIR TREAD AND LANDING FINISH	RUBBER
0002	O'KELLY HALL	ELEVATOR MODERNIZATION - TRACTION - LOW RISE 2-8 FLOORS	ELEV 2 (O'KELLY)
0002	O'KELLY HALL	SUPPLY PIPING SYSTEM - CLASSROOM	1983
0002	O'KELLY HALL	DRAIN PIPING SYSTEM - CLASSROOM	1983
0002	O'KELLY HALL	ELECTRICAL DISTRIBUTION NETWORK - CLASSROOM	
0002	O'KELLY HALL	DOOR LOCK, COMMERCIAL-GRADE	
0002	O'KELLY HALL	DOOR LOCK, COMMERCIAL-GRADE	
0002	O'KELLY HALL	DOOR PANIC HARDWARE	
0002	O'KELLY HALL	CASEWORK - WOOD BASE AND WALL, TOP, STANDARD	
0002	O'KELLY HALL	FLOORING - VINYL COMPOSITION TILE, STANDARD	
0002	O'KELLY HALL	FLOORING - VINYL RESILIENT, TILE OR ROLL	
0002	O'KELLY HALL	INTERIOR STAIR TREAD AND LANDING FINISH	METAL
0002	O'KELLY HALL	UNIT HEATER, STEAM/HYDRONIC STD (TO 250 MBH)	HUH1
0002	O'KELLY HALL	PUMP - ELECTRIC (<=10 HP)	P-1
0002	O'KELLY HALL	LIGHTING SYSTEM, INTERIOR - CLASSROOM	T8
0002	O'KELLY HALL	FAN - CENTRIFUGAL ROOF EXHAUST, 1/4" SP (20"-22" DIAMETER)	EF-3
0002	O'KELLY HALL	FAN - CENTRIFUGAL ROOF EXHAUST, 1/4" SP (20"-22" DIAMETER)	EF-8
0002	O'KELLY HALL	FAN - CENTRIFUGAL ROOF EXHAUST, 1/4" SP (20"-22" DIAMETER)	EF-9
0002	O'KELLY HALL	FAN - CENTRIFUGAL ROOF EXHAUST, 1/4" SP (20"-22" DIAMETER)	EF-10
0002	O'KELLY HALL	FAN - UTILITY SET, 1/4" SP (.4-1.25 HP)	EF-5 (IRELAND)
0002	O'KELLY HALL	FAN - UTILITY SET, 1/4" SP (.4-1.25 HP)	EF-4 (IRELAND)
0002	O'KELLY HALL	BOILER - ELECTRIC (<=30 MBH)	WW-1 (FHP)
0002	O'KELLY HALL	BOILER - ELECTRIC (<=30 MBH)	WW-2 (FHP)
0002	O'KELLY HALL	WATER HEATER - SHELL & TUBE (45-93 GPM)	HX-2
0002	O'KELLY HALL	DOOR OPERATOR, POWER-ASSIST	
0002	O'KELLY HALL	DOOR PANIC HARDWARE, EXTERIOR	
0002	O'KELLY HALL	DOOR PANIC HARDWARE, EXTERIOR	
0002	O'KELLY HALL	ROOF - 1-PLY, UNBALLASTED	ADHERED EPDM
0002	O'KELLY HALL	ROOF - 1-PLY, UNBALLASTED	ADHERED EPDM
0002	O'KELLY HALL	ROOF - 1-PLY, BALLASTED	BALLASTED EPDM
0002	O'KELLY HALL	DOOR PANIC HARDWARE	
0002	O'KELLY HALL	WALL FINISH - APPLIED, STANDARD	
0002	O'KELLY HALL	FLOORING - CARPET, TILE OR ROLL, STANDARD	
0002	O'KELLY HALL	FLOORING - CARPET, TILE OR ROLL, STANDARD	
0002	O'KELLY HALL	DUCTLESS DX SPLIT SYSTEM (1-2 TON)	DDXS4
0002	O'KELLY HALL	FAN - AXIAL, RETURN, 1.5" SP (>20 HP) 38,500 CFM	AHU-7
0002	O'KELLY HALL	FAN - UTILITY SET, 1/4" SP (.4-1.25 HP)	EF-7 (IRELAND)
0002	O'KELLY HALL	FAN - UTILITY SET, 1/4" SP (.4-1.25 HP)	EF-1 (IRELAND)
0002	O'KELLY HALL	FAN - UTILITY SET, 1/4" SP (.4-1.25 HP)	EF-1 (IRELAND)
0002	O'KELLY HALL	HVAC CONTROLS - FIELD PANELS/OPS SOFTWARE - CLASSROOM	RECENT UPDATES
0002	O'KELLY HALL	HVAC CONTROLS - MAJOR INSTRUMENTATION - CLASSROOM	RECENT UPDATES

0002	O'KELLY HALL	HOOD, FUME	HOODS
0002	O'KELLY HALL	HVAC CONTROLS - TERMINAL ASSEMBLIES - CLASSROOM	2010
0002	O'KELLY HALL	OCCUPANCY SENSING AND TIMER LIGHTING CONTROL	
0002	O'KELLY HALL	ROOF - 1-PLY, UNBALLASTED	ADHERED EPDM
0002	O'KELLY HALL	ROOF - 1-PLY, UNBALLASTED	ADHERED EPDM
0002	O'KELLY HALL	WALL FINISH - APPLIED, STANDARD	
0002	O'KELLY HALL	FLOORING - CARPET, TILE OR ROLL, STANDARD	
0002	O'KELLY HALL	GREYWATER SUMP PUMP -SUBMERSIBLE PUMP (<0.5HP)	SUMP4
0002	O'KELLY HALL	GREYWATER SUMP PUMP -SUBMERSIBLE PUMP (<0.5HP)	SUMP
0002	O'KELLY HALL	GREYWATER SUMP PUMP -SUBMERSIBLE PUMP (<0.5HP)	SUMP1
0002	O'KELLY HALL	AIR HANDLING UNIT - INDOOR (.5-1.25 HP)	AHU
0002	O'KELLY HALL	PRESSURE REDUCING VALVE, STEAM SYSTEM (2")	PRV-1
0002	O'KELLY HALL	PRESSURE REDUCING VALVE, STEAM SYSTEM (2")	PRV-2
0002	O'KELLY HALL	CONDENSATE RECEIVER, ELECTRIC, 2 PUMPS	CONDR
0002	O'KELLY HALL	CONDENSATE RECEIVER, ELECTRIC, 2 PUMPS	CONDR1
0004	GILLETTE HALL	GLASS, WINDOW, ALUMINUM OR WOOD, STANDARD	SINGLE-PANE GLASS WITH STORM WINDOW
0004	GILLETTE HALL	ROOF - BITUMINOUS, 4-PLY, COAL TAR PITCH	GRAVEL SURFACED
0004	GILLETTE HALL	DOOR LOCK, COMMERCIAL-GRADE	
0004	GILLETTE HALL	DOOR PANIC HARDWARE	
0004	GILLETTE HALL	DOOR PANIC HARDWARE	
0004	GILLETTE HALL	FLOORING - VINYL COMPOSITION TILE, STANDARD	
0004	GILLETTE HALL	ELEVATOR MODERNIZATION - HYDRAULIC 2-5 FLOORS	ELEV 1
0004	GILLETTE HALL	PLUMBING FIXTURE - LAVATORY, WALL HUNG	
0004	GILLETTE HALL	PLUMBING FIXTURE - SINK, SERVICE/LAUNDRY/UTILITY	
0004	GILLETTE HALL	PLUMBING FIXTURE - URINAL	
0004	GILLETTE HALL	PLUMBING FIXTURE - WATER CLOSET, TANKLESS	
0004	GILLETTE HALL	SUPPLY PIPING SYSTEM - CLASSROOM	
0004	GILLETTE HALL	WATER HEATER - RESIDENTIAL, ELECTRIC (46-100 GAL)	DWH-1
0004	GILLETTE HALL	WATER HEATER - RESIDENTIAL, ELECTRIC (46-100 GAL)	DWH-2
0004	GILLETTE HALL	DRAIN PIPING SYSTEM - CLASSROOM	
0004	GILLETTE HALL	AIR HANDLING UNIT - INDOOR (.5-1.25 HP)	FCUS
0004	GILLETTE HALL	AIR HANDLING UNIT - OUTDOOR PACKAGE (13-17 HP)	AHU-1
0004	GILLETTE HALL	FAN - AXIAL, RETURN, 1.5" SP (7.5-10 HP) 19,500 CFM	AHU-1 RF
0004	GILLETTE HALL	FAN - CENTRIFUGAL ROOF EXHAUST, 1/4" SP (10"-18" DIAMETER)	PV-4 (SERVES RM 2D, 4)
0004	GILLETTE HALL	FAN - CENTRIFUGAL ROOF EXHAUST, 1/4" SP (25"-30" DIAMETER)	PV-1 (SERVES RM 1)
0004	GILLETTE HALL	FAN - CENTRIFUGAL ROOF EXHAUST, 1/4" SP (25"-30" DIAMETER)	PV-2 (BATHROOMS)
0004	GILLETTE HALL	FAN - CENTRIFUGAL ROOF EXHAUST, 1/4" SP (25"-30" DIAMETER)	PV-3 (SERVES RM 305)
0004	GILLETTE HALL	HEAT EXCHANGER - SHELL & TUBE STEAM TO WATER (20-85 GPM)	HX-2
0004	GILLETTE HALL	HEAT EXCHANGER - SHELL & TUBE STEAM TO WATER (>85 GPM)	HX-1
0004	GILLETTE HALL	PUMP - ELECTRIC (<=10 HP)	PUMP 1 (RAD HT)
0004	GILLETTE HALL	PUMP - ELECTRIC (<=10 HP)	PUMP 2 (RAD HT)
0004	GILLETTE HALL	CONDENSATE RECEIVER, ELECTRIC, 2 PUMPS	CONDR1
0004	GILLETTE HALL	EXPANSION TANK, STL PT (20-26 GAL)	ET-2

0004	GILLETTE HALL	EXPANSION TANK, STL PT (50-450 GAL)	ET-1
0004	GILLETTE HALL	AIR COMPRESSOR SYSTEM - HVAC CONTROLS (<=6 TOTAL HP)	CAC
0004	GILLETTE HALL	FIRE ALARM SYSTEM - DEVICES	
0004	GILLETTE HALL	FIRE ALARM PANEL, DIALER, BATTERY, & CHARGER UP TO 200 POINTS	MODEL 4006
0004	GILLETTE HALL	ELECTRICAL DISTRIBUTION NETWORK - CLASSROOM	1960S
0004	GILLETTE HALL	MAIN SWITCHBOARD W/BREAKERS (600-800 AMP)	MSB-1
0004	GILLETTE HALL	MAIN SWITCHBOARD W/BREAKERS (600-800 AMP)	MSB-2
0004	GILLETTE HALL	GLASS, WINDOW, ALUMINUM OR WOOD, STANDARD	DOUBLE-PANE GLASS
0004	GILLETTE HALL	DOOR AND FRAME, EXTERIOR, SWINGING, HOLLOW METAL	BRASS
0004	GILLETTE HALL	DOOR AND FRAME, EXTERIOR, SWINGING, HOLLOW METAL	BRASS
0004	GILLETTE HALL	DOOR AND FRAME, EXTERIOR, SWINGING, HOLLOW METAL	BRASS
0004	GILLETTE HALL	DOOR AND FRAME, EXTERIOR, SWINGING, HOLLOW METAL	BRASS
0004	GILLETTE HALL	DOOR OPERATOR, POWER-ASSIST	BRASS
0004	GILLETTE HALL	DOOR LOCK, COMMERCIAL-GRADE, EXTERIOR	BRASS
0004	GILLETTE HALL	DOOR PANIC HARDWARE, EXTERIOR	BRASS
0004	GILLETTE HALL	DOOR PANIC HARDWARE, EXTERIOR	BRASS
0004	GILLETTE HALL	DOOR PANIC HARDWARE, EXTERIOR	BRASS
0004	GILLETTE HALL	DOOR AND FRAME, INTERIOR, NON-RATED	
0004	GILLETTE HALL	DOOR AND FRAME, INTERIOR, NON-RATED	
0004	GILLETTE HALL	DOOR AND FRAME, INTERIOR, NON-RATED	
0004	GILLETTE HALL	DOOR AND FRAME, INTERIOR, FIRE-RATED	
0004	GILLETTE HALL	SEATING, FIXED, FOLDING, STANDARD	
0004	GILLETTE HALL	HVAC DISTRIBUTION NETWORKS - CLASSROOM	
0004	GILLETTE HALL	HVAC CONTROLS - FIELD PANELS/OPS SOFTWARE - CLASSROOM	
0004	GILLETTE HALL	HVAC CONTROLS - MAJOR INSTRUMENTATION - CLASSROOM	
0004	GILLETTE HALL	ELECTRICAL DISTRIBUTION NETWORK - CLASSROOM	1980S
0004	GILLETTE HALL	WALL FINISH - APPLIED, STANDARD	
0004	GILLETTE HALL	FLOORING - CARPET, TILE OR ROLL, STANDARD	OLDER
0004	GILLETTE HALL	VARIABLE FREQUENCY DRIVE (7.5-10 HP)	AHU-1 RF
0004	GILLETTE HALL	VARIABLE FREQUENCY DRIVE (10-15 HP)	AHU-1 SF
0004	GILLETTE HALL	FLOORING - VINYL SHEET, STANDARD	
0004	GILLETTE HALL	PUMP - ELECTRIC (<=10 HP)	PUMP 1 (AHU)
0004	GILLETTE HALL	DOOR OPERATOR, POWER-ASSIST	
0004	GILLETTE HALL	CASEWORK - WOOD BASE AND WALL, TOP, STANDARD	
0004	GILLETTE HALL	FLOORING - CARPET, TILE OR ROLL, STANDARD	NEW
0004	GILLETTE HALL	GREYWATER SUMP PUMP -SUBMERSIBLE PUMP (<0.5HP)	SUMP
0004	GILLETTE HALL	OCCUPANCY SENSING AND TIMER LIGHTING CONTROL	
0005	BABCOCK HALL	WALL, EXTERIOR, TILT-UP OR PRECAST CONCRETE PANELS - RESTORE NATURAL FINISH	PRE-CAST COPINGS
0005	BABCOCK HALL	WALL, EXTERIOR, TILT-UP OR PRECAST CONCRETE PANELS - RESTORE NATURAL FINISH	WATER TABLE SLABS
0005	BABCOCK HALL	GLASS, WINDOW, ALUMINUM OR WOOD, STANDARD	3' X 4' DOUBLE HUNG
0005	BABCOCK HALL	DOOR AND FRAME, EXTERIOR, SWINGING, HOLLOW METAL	EXIT DOORS
0005	BABCOCK HALL	DOOR PANIC HARDWARE, EXTERIOR	EXIT DOORS
0005	BABCOCK HALL	ROOF - BITUMINOUS, 4-PLY, COAL TAR PITCH	FLAT ROOF
0005	BABCOCK HALL	ROOF - SHINGLE ASPHALT COMPOSITE, PREMIUM	MAIN ROOF
0005	BABCOCK HALL	ROOF GUTTER AND LEADER - ALUMINUM OR GALVANIZED, COATED	MAIN ROOF
0005	BABCOCK HALL	ROOF GUTTER AND LEADER - ALUMINUM OR GALVANIZED, COATED	FLAT ROOF

0005	BABCOCK HALL	DOOR AND FRAME, INTERIOR, NON-RATED	WOOD DOORS
0005	BABCOCK HALL	DOOR LOCK, RESIDENTIAL-GRADE	WOOD DOORS
0005	BABCOCK HALL	CASEWORK - WOOD BASE AND WALL, TOP, STANDARD	BASE CABINETS
0005	BABCOCK HALL	WALL FINISH - APPLIED, STANDARD	PAINTED CEMENT PLASTER
0005	BABCOCK HALL	FLOORING - CARPET, TILE OR ROLL, STANDARD	STANDARD ROLL
0005	BABCOCK HALL	FLOORING - VINYL COMPOSITION TILE, STANDARD	12 X 12 VCT
0005	BABCOCK HALL	FLOORING - VINYL SHEET, STANDARD	STANDARD 6' ROLL
0005	BABCOCK HALL	FLOORING - TILE, CERAMIC / STONE / QUARRY PREMIUM	6 X 6 STONE PAVERS
0005	BABCOCK HALL	INTERIOR STAIR TREAD AND LANDING FINISH	
0005	BABCOCK HALL	INTERIOR STAIR TREAD AND LANDING FINISH	
0005	BABCOCK HALL	CEILING FINISH - SUSPENDED ACOUSTICAL TILE, STANDARD	2 X 4 ACOUSTICAL TILES
0005	BABCOCK HALL	CEILING FINISH - ATTACHED ACOUSTICAL TILE	SURFACE MOUNT ACOUSTIC TILES
0005	BABCOCK HALL	ELEVATOR MODERNIZATION - HYDRAULIC 2-5 FLOORS	EL-1
0005	BABCOCK HALL	PLUMBING FIXTURE - LAVATORY, WALL HUNG	
0005	BABCOCK HALL	PLUMBING FIXTURE - WATER CLOSET, TANK-TYPE	
0005	BABCOCK HALL	SUPPLY PIPING SYSTEM - OFFICE	RIGID CU
0005	BABCOCK HALL	WATER HEATER - RESIDENTIAL, ELECTRIC (46-100 GAL)	HWH
0005	BABCOCK HALL	DRAIN PIPING SYSTEM - OFFICE	CAST IRON
0005	BABCOCK HALL	GREYWATER SUMP PUMP - SUBMERSIBLE PUMP (<0.5HP)	SP-1
0005	BABCOCK HALL	UNIT HEATER, STEAM/HYDRONIC STD (TO 250 MBH)	HUH
0005	BABCOCK HALL	EVAPORATOR UNIT, NO HEAT (>3 TON)	AC-1
0005	BABCOCK HALL	EVAPORATOR UNIT, NO HEAT (>3 TON)	AC-2
0005	BABCOCK HALL	AIR HANDLING UNIT - INDOOR (.5-1.25 HP)	FCU
0005	BABCOCK HALL	AIR HANDLING UNIT - INDOOR (3.26-6 HP)	AHU
0005	BABCOCK HALL	FAN - INLINE CENTRIFUGAL AIRFOIL, SUPPLY, 2.5" SP (<=30 HP)	EF-1
0005	BABCOCK HALL	FAN - INLINE CENTRIFUGAL AIRFOIL, SUPPLY, 2.5" SP (<=30 HP)	EF-2
0005	BABCOCK HALL	FAN - PROPELLER WITH LOUVER, 1/4" SP (<=0.5 HP)	TF-1
0005	BABCOCK HALL	FAN - UTILITY SET, 1/4" SP (<=0.5 HP)	EF-3
0005	BABCOCK HALL	HVAC DISTRIBUTION NETWORKS - OFFICE	METAL DUCTWORK
0005	BABCOCK HALL	CONDENSATE RECEIVER, ELECTRIC, 2 PUMPS	CRT-1
0005	BABCOCK HALL	FIRE ALARM SYSTEM - DEVICES	ORIGINAL
0005	BABCOCK HALL	FIRE ALARM PANEL, DIALER, BATTERY, & CHARGER UP TO 200 POINTS	SIMPLEX
0005	BABCOCK HALL	ELECTRICAL DISTRIBUTION NETWORK - OFFICE	UPDATED
0005	BABCOCK HALL	MAIN SWITCHBOARD W/BREAKERS (600-800 AMP)	SWBD
0005	BABCOCK HALL	COM EXTERIOR BLDG MT DECO LIGHTING (COACH, SCONCE, PEND, SOFFIT)	EXTERIOR
0005	BABCOCK HALL	LIGHTING SYSTEM, INTERIOR - OFFICE	FLUORESCENT
0005	BABCOCK HALL	DOOR PANIC HARDWARE, EXTERIOR	EXIT DOORS
0005	BABCOCK HALL	TRANSFORMER - OIL-FILLED, 3PH, 5-15KV PRIMARY (150-225 KVA)	T-UTILITY
0007	CHESTER FRITZ LIBRARY	GLASS, WINDOW, ALUMINUM OR WOOD, STANDARD	WOOD FRAMED
0007	CHESTER FRITZ LIBRARY	DOOR AND FRAME, EXTERIOR, SWINGING, HOLLOW METAL	METAL/GLASS
0007	CHESTER FRITZ LIBRARY	DOOR AND FRAME, EXTERIOR, SWINGING, HARDWOOD CUSTOM	WOOD/GLASS
0007	CHESTER FRITZ LIBRARY	DOOR LOCK, COMMERCIAL-GRADE, EXTERIOR	METAL/GLASS
0007	CHESTER FRITZ LIBRARY	DOOR PANIC HARDWARE, EXTERIOR	METAL/GLASS

0007	CHESTER FRITZ LIBRARY	DOOR AND FRAME, INTERIOR, FIRE-RATED	STAIR ENTRANCE
0007	CHESTER FRITZ LIBRARY	DOOR PANIC HARDWARE	STAIR ENTRANCE
0007	CHESTER FRITZ LIBRARY	WALL FINISH - APPLIED, STANDARD	PAINTED GYPSUM
0007	CHESTER FRITZ LIBRARY	FLOORING - VINYL COMPOSITION TILE, STANDARD	12 X 12 VCT TILES
0007	CHESTER FRITZ LIBRARY	ELEVATOR MODERNIZATION - HYDRAULIC 2-5 FLOORS	EL-1
0007	CHESTER FRITZ LIBRARY	BACKFLOW PREVENTER (<=1 INCH)	BFP-1
0007	CHESTER FRITZ LIBRARY	UNIT HEATER, STEAM/HYDRONIC STD (TO 250 MBH)	HUH
0007	CHESTER FRITZ LIBRARY	HEAT PUMP, WATER-SOURCE	HP-3-5
0007	CHESTER FRITZ LIBRARY	HEAT PUMP, WATER-SOURCE	HP-3-6
0007	CHESTER FRITZ LIBRARY	HEAT PUMP, WATER-SOURCE	HP-4-2
0007	CHESTER FRITZ LIBRARY	HEAT PUMP, WATER-SOURCE	HP-1
0007	CHESTER FRITZ LIBRARY	FAN - CENTRIFUGAL ROOF EXHAUST, 1/4" SP (10"-18" DIAMETER)	PRV-3
0007	CHESTER FRITZ LIBRARY	FAN - CENTRIFUGAL ROOF EXHAUST, 1/4" SP (10"-18" DIAMETER)	PV-5
0007	CHESTER FRITZ LIBRARY	FAN - CENTRIFUGAL ROOF EXHAUST, 1/4" SP (20"-22" DIAMETER)	PV-6
0007	CHESTER FRITZ LIBRARY	FAN - CENTRIFUGAL ROOF EXHAUST, 1/4" SP (20"-22" DIAMETER)	EF
0007	CHESTER FRITZ LIBRARY	FAN - CENTRIFUGAL ROOF EXHAUST, 1/4" SP (25"-30" DIAMETER)	EF
0007	CHESTER FRITZ LIBRARY	FAN - CENTRIFUGAL ROOF EXHAUST, 1/4" SP (25"-30" DIAMETER)	EF
0007	CHESTER FRITZ LIBRARY	FAN - CENTRIFUGAL ROOF EXHAUST, 1/4" SP (25"-30" DIAMETER)	EF
0007	CHESTER FRITZ LIBRARY	HVAC DISTRIBUTION NETWORKS - LIBRARY	ORIGINAL
0007	CHESTER FRITZ LIBRARY	HEAT EXCHANGER - SHELL & TUBE STEAM TO WATER (>85 GPM)	HX-2
0007	CHESTER FRITZ LIBRARY	CONDENSATE RECEIVER, ELECTRIC, 2 PUMPS	CRT-1
0007	CHESTER FRITZ LIBRARY	EXPANSION TANK, DIAPHRAGM (70-99 GAL)	ET-3
0007	CHESTER FRITZ LIBRARY	HVAC CONTROLS - TERMINAL ASSEMBLIES - LIBRARY	ADDITION
0007	CHESTER FRITZ LIBRARY	HVAC CONTROLS - TERMINAL ASSEMBLIES - LIBRARY	ORIGINAL
0007	CHESTER FRITZ LIBRARY	HVAC CONTROLS - FIELD PANELS/OPS SOFTWARE - LIBRARY	ORIGINAL
0007	CHESTER FRITZ LIBRARY	HVAC CONTROLS - FIELD PANELS/OPS SOFTWARE - LIBRARY	ADDITION
0007	CHESTER FRITZ LIBRARY	HVAC CONTROLS - MAJOR INSTRUMENTATION - LIBRARY	ADDITION
0007	CHESTER FRITZ LIBRARY	HVAC CONTROLS - MAJOR INSTRUMENTATION - LIBRARY	ORIGINAL
0007	CHESTER FRITZ LIBRARY	MOTOR CONTROL CENTER VERTICAL SECTION, 600V (<=400A) W/STARTERS	MCC-1
0007	CHESTER FRITZ LIBRARY	MOTOR CONTROL CENTER VERTICAL SECTION, 600V (400-600A) W/STARTERS	MCC-1
0007	CHESTER FRITZ LIBRARY	MOTOR CONTROL CENTER VERTICAL SECTION, 600V (400-600A) W/STARTERS	MCC-2
0007	CHESTER FRITZ LIBRARY	MAIN SWITCHBOARD W/BREAKERS (800-1200 AMP)	SWBD
0007	CHESTER FRITZ LIBRARY	COM EXTERIOR BLDG MT DECO LIGHTING (COACH, SCONCE, PEND, SOFFIT)	EXTERIOR WALL
0007	CHESTER FRITZ LIBRARY	COM EXTERIOR BLDG MT HI FLOOD LIGHTING (WALLPACK, WALLWASH)	EXTERIOR WALL
0007	CHESTER FRITZ LIBRARY	COM EXTERIOR BLDG MT HI FLOOD LIGHTING (WALLPACK, WALLWASH)	ROOF
0007	CHESTER FRITZ LIBRARY	COM EXTERIOR POLE ONLY - SHORT (<=20 FT, POLE, 2 ARMS)	EXTERIOR WALL
0007	CHESTER FRITZ LIBRARY	COM EXTERIOR POLE ARM FIXTURE STD (LPS, HPS, MH) NO POLE OR ARM	EXTERIOR WALL
0007	CHESTER FRITZ LIBRARY	LIGHTING SYSTEM, INTERIOR - LIBRARY	T8 FLUORESCENT
0007	CHESTER FRITZ LIBRARY	OCCUPANCY SENSING AND TIMER LIGHTING CONTROL	
0007	CHESTER FRITZ LIBRARY	FLOORING - CARPET, TILE OR ROLL, STANDARD	STANDARD ROOL
0007	CHESTER FRITZ LIBRARY	PUMP - ELECTRIC (<=10 HP)	P-2
0007	CHESTER FRITZ LIBRARY	PUMP - ELECTRIC (<=10 HP)	P-3
0007	CHESTER FRITZ LIBRARY	AIR COMPRESSOR SYSTEM - HVAC CONTROLS (<=6 TOTAL HP)	CAC-1
0007	CHESTER FRITZ LIBRARY	AIR DRYER, REFRIGERATED (11-25 CFM)	AD-1
0007	CHESTER FRITZ LIBRARY	SWITCH - AUTO TRANSFER, 480 V (100-400 AMP)	ATS

0007	CHESTER FRITZ LIBRARY	AIR HANDLING UNIT - INDOOR (7-9 HP)	AHU-3 MUA
0007	CHESTER FRITZ LIBRARY	ELECTRICAL DISTRIBUTION NETWORK - LIBRARY	ORIGINAL
0007	CHESTER FRITZ LIBRARY	ELECTRICAL DISTRIBUTION NETWORK - LIBRARY	RENOVATED
0007	CHESTER FRITZ LIBRARY	PUMP - ELECTRIC (<=10 HP)	RECIRC
0007	CHESTER FRITZ LIBRARY	PUMP - ELECTRIC (<=10 HP)	HWP-1
0007	CHESTER FRITZ LIBRARY	PUMP - ELECTRIC (<=10 HP)	HWP-2
0007	CHESTER FRITZ LIBRARY	ROOF - 1-PLY, BALLASTED	ROOF 11
0007	CHESTER FRITZ LIBRARY	ROOF - 1-PLY, BALLASTED	ROOF 12
0007	CHESTER FRITZ LIBRARY	ROOF - 1-PLY, BALLASTED	ROOF 4,7,10
0007	CHESTER FRITZ LIBRARY	ROOF - 1-PLY, BALLASTED	ROOF 1
0007	CHESTER FRITZ LIBRARY	ROOF - 1-PLY, BALLASTED	ROOF 2
0007	CHESTER FRITZ LIBRARY	ROOF - 1-PLY, BALLASTED	ROOF 3
0007	CHESTER FRITZ LIBRARY	ROOF - 1-PLY, BALLASTED	ROOF 5
0007	CHESTER FRITZ LIBRARY	ROOF - 1-PLY, BALLASTED	ROOF 6
0007	CHESTER FRITZ LIBRARY	ROOF - 1-PLY, BALLASTED	ROOF 8
0007	CHESTER FRITZ LIBRARY	DOOR LOCK, COMMERCIAL-GRADE	STANDARD WOOD DOOR
0007	CHESTER FRITZ LIBRARY	FLOORING - HARDWOOD, PARQUET	
0007	CHESTER FRITZ LIBRARY	SUPPLY PIPING SYSTEM - LIBRARY	RIGID CU
0007	CHESTER FRITZ LIBRARY	DRAIN PIPING SYSTEM - LIBRARY	ORIGINAL
0007	CHESTER FRITZ LIBRARY	DRAIN PIPING SYSTEM - LIBRARY	ADDITION
0007	CHESTER FRITZ LIBRARY	FAN - UTILITY SET, 1/4" SP (4-12 HP)	EF-13
0007	CHESTER FRITZ LIBRARY	TRANSFORMER - DRY-TYPE, 3PH, 480V SECONDARY (9-30 KVA)	T-E2
0007	CHESTER FRITZ LIBRARY	TRANSFORMER - DRY-TYPE, 3PH, 480V SECONDARY (9-30 KVA)	T-5
0007	CHESTER FRITZ LIBRARY	TRANSFORMER - DRY-TYPE, 3PH, 480V SECONDARY (30-50 KVA)	T-2
0007	CHESTER FRITZ LIBRARY	TRANSFORMER - DRY-TYPE, 3PH, 480V SECONDARY (30-50 KVA)	T-3
0007	CHESTER FRITZ LIBRARY	TRANSFORMER - DRY-TYPE, 3PH, 480V SECONDARY (50-75 KVA)	T-4
0007	CHESTER FRITZ LIBRARY	TRANSFORMER - DRY-TYPE, 3PH, 480V SECONDARY (50-75 KVA)	T-1
0007	CHESTER FRITZ LIBRARY	DOOR PANIC HARDWARE, EXTERIOR	METAL/GLASS
0007	CHESTER FRITZ LIBRARY	WALL FINISH - PANEL, MEDICAL / LABORATORY APPLICATION	STANDARD 8 X8 BLOCK
0007	CHESTER FRITZ LIBRARY	TRANSFORMER - OIL-FILLED, 3PH, 5-15KV PRIMARY (500-750 KVA)	T-UTILITY
0007	CHESTER FRITZ LIBRARY	VARIABLE FREQUENCY DRIVE (<=5 HP)	EF-13
0007	CHESTER FRITZ LIBRARY	VARIABLE FREQUENCY DRIVE (5-7.5 HP)	P-1
0007	CHESTER FRITZ LIBRARY	VARIABLE FREQUENCY DRIVE (5-7.5 HP)	P-4
0007	CHESTER FRITZ LIBRARY	VARIABLE FREQUENCY DRIVE (5-7.5 HP)	MUA
0007	CHESTER FRITZ LIBRARY	VARIABLE FREQUENCY DRIVE (7.5-10 HP)	RF-2
0007	CHESTER FRITZ LIBRARY	VARIABLE FREQUENCY DRIVE (10-15 HP)	HLP-1
0007	CHESTER FRITZ LIBRARY	VARIABLE FREQUENCY DRIVE (10-15 HP)	HLP-2
0007	CHESTER FRITZ LIBRARY	VARIABLE FREQUENCY DRIVE (10-15 HP)	AHU-2
0007	CHESTER FRITZ LIBRARY	ROOF - BITUMINOUS, 2-PLY, SBS MODIFIED BITUMEN, MOP	ROOF 9
0007	CHESTER FRITZ LIBRARY	CASEWORK - WOOD BASE AND WALL, TOP, STANDARD	BASE CABINET
0007	CHESTER FRITZ LIBRARY	INTERIOR STAIR TREAD AND LANDING FINISH	
0007	CHESTER FRITZ LIBRARY	INTERIOR STAIR TREAD AND LANDING FINISH	
0007	CHESTER FRITZ LIBRARY	INTERIOR STAIR TREAD AND LANDING FINISH	
0007	CHESTER FRITZ LIBRARY	WATER TANK (55-274 GAL)	DHW
0007	CHESTER FRITZ LIBRARY	WATER HEATER - SHELL & TUBE (45-93 GPM)	HX-DHW
0007	CHESTER FRITZ LIBRARY	DOOR AND FRAME, INTERIOR, NON-RATED	STANDARD WOOD DOOR



0007	CHESTER FRITZ LIBRARY	WALL FINISH - APPLIED, STANDARD	PAINTED GYPSUM
0007	CHESTER FRITZ LIBRARY	WALL FINISH - TILE, CERAMIC / STONE, STANDARD	8 X 16 CERAMIC BLOCK
0007	CHESTER FRITZ LIBRARY	WALL FINISH - TILE, CERAMIC / STONE, STANDARD	6 X 6 CERAMIC TILE
0007	CHESTER FRITZ LIBRARY	WALL FINISH - TILE, CERAMIC / STONE, STANDARD	2 X 2 CERAMIC TILE
0007	CHESTER FRITZ LIBRARY	FLOORING - CARPET, TILE OR ROLL, STANDARD	2 X 2 CARPET TILES
0007	CHESTER FRITZ LIBRARY	VARIABLE FREQUENCY DRIVE (<=5 HP)	HWP-4
0007	CHESTER FRITZ LIBRARY	VARIABLE FREQUENCY DRIVE (<=5 HP)	HWP-5
0008	ARMORY	WALL, EXTERIOR, TILT-UP OR PRECAST CONCRETE PANELS - RESTORE NATURAL FINISH	CONCRETE
0008	ARMORY	GLASS, WINDOW, ALUMINUM OR WOOD, STANDARD	SINGLE-PANE
0008	ARMORY	DOOR AND FRAME, EXTERIOR, SWINGING, WOOD STANDARD	
0008	ARMORY	DOOR LOCK, COMMERCIAL-GRADE, EXTERIOR	
0008	ARMORY	DOOR PANIC HARDWARE, EXTERIOR	
0008	ARMORY	DOOR PANIC HARDWARE, EXTERIOR	
0008	ARMORY	ROOF - 1-PLY, UNBALLASTED	
0008	ARMORY	ROOF - 1-PLY, BALLASTED	EPDM
0008	ARMORY	ROOF - BITUMINOUS, 2-PLY, SBS MODIFIED BITUMEN, MOP	
0008	ARMORY	ROOF - BITUMINOUS, 4-PLY, COAL TAR PITCH	
0008	ARMORY	DOOR AND FRAME, INTERIOR, NON-RATED	KNOB HDW
0008	ARMORY	WALL FINISH - APPLIED, STANDARD	
0008	ARMORY	FLOORING - CARPET, TILE OR ROLL, STANDARD	
0008	ARMORY	FLOORING - HARDWOOD STRIP, STANDARD	
0008	ARMORY	INTERIOR STAIR TREAD AND LANDING FINISH	
0008	ARMORY	INTERIOR STAIR TREAD AND LANDING FINISH	
0008	ARMORY	INTERIOR STAIR TREAD AND LANDING FINISH	
0008	ARMORY	INTERIOR STAIR TREAD AND LANDING FINISH	
0008	ARMORY	INTERIOR STAIR TREAD AND LANDING FINISH	
0008	ARMORY	CEILING FINISH - SUSPENDED ACOUSTICAL TILE, STANDARD	
0008	ARMORY	CEILING FINISH - SUSPENDED ACOUSTICAL TILE, STANDARD	
0008	ARMORY	CEILING FINISH - ATTACHED ACOUSTICAL TILE	
0008	ARMORY	CEILING FINISH - APPLIED PAINT OR STAIN, STANDARD	
0008	ARMORY	CEILING FINISH - APPLIED PAINT OR STAIN, STANDARD	WOOD PLANKS
0008	ARMORY	SUPPLY PIPING SYSTEM - GYMNASIUM	AGED
0008	ARMORY	WATER HEATER - RESIDENTIAL, ELECTRIC (46-100 GAL)	DWH-1
0008	ARMORY	DRAIN PIPING SYSTEM - GYMNASIUM	AGED
0008	ARMORY	FAN - CENTRIFUGAL ROOF EXHAUST, 1/4" SP (20"-22" DIAMETER)	EF-1
0008	ARMORY	FAN - CENTRIFUGAL ROOF EXHAUST, 1/4" SP (20"-22" DIAMETER)	EF-2
0008	ARMORY	PLUMBING FIXTURE - LAVATORY, COUNTER	
0008	ARMORY	PLUMBING FIXTURE - LAVATORY, WALL HUNG	
0008	ARMORY	PLUMBING FIXTURE - SINK, SERVICE/LAUNDRY/UTILITY	
0008	ARMORY	PLUMBING FIXTURE - SHOWER VALVE AND HEAD	
0008	ARMORY	PLUMBING FIXTURE - BATHTUB WITH FIXTURES	
0008	ARMORY	PLUMBING FIXTURE - WATER CLOSET, TANK-TYPE	
0008	ARMORY	PLUMBING FIXTURE - WATER CLOSET, TANKLESS	
0008	ARMORY	ROOF - SHINGLE ASPHALT COMPOSITE, STANDARD	SLOPED ROOF
0008	ARMORY	FLOORING - FLUID APPLIED, EPOXY / ACRYLIC / POLYURETHANE	

0008	ARMORY	DOOR AND FRAME, EXTERIOR, SWINGING, HOLLOW METAL	
0008	ARMORY	DOOR AND FRAME, EXTERIOR, SWINGING, HOLLOW METAL	
0008	ARMORY	CASEWORK - WOOD BASE AND WALL, TOP, STANDARD	SUPPLY COUNTER
0008	ARMORY	CASEWORK - WOOD BASE AND WALL, TOP, STANDARD	STORAGE LOCKERS
0008	ARMORY	ELECTRICAL DISTRIBUTION NETWORK - GYMNASIUM	MID-80S
0008	ARMORY	LIGHTING SYSTEM, INTERIOR - GYMNASIUM	NON-LED
0008	ARMORY	FIRE ALARM SYSTEM - DEVICES	
0008	ARMORY	FIRE ALARM PANEL, DIALER, BATTERY, & CHARGER UP TO 200 POINTS	FACP
0008	ARMORY	WATER HEATER - RESIDENTIAL, ELECTRIC (46-100 GAL)	DWH-2
0008	ARMORY	FLOORING - VINYL COMPOSITION TILE, STANDARD	
0008	ARMORY	MAIN SWITCHBOARD W/BREAKERS (<400 AMP)	MDS
0008	ARMORY	OCCUPANCY SENSING AND TIMER LIGHTING CONTROL	
0009	ND MUSEUM OF ART	DOOR LOCK, COMMERCIAL-GRADE	
0009	ND MUSEUM OF ART	DOOR PANIC HARDWARE	
0009	ND MUSEUM OF ART	FLOORING - TILE, CERAMIC / STONE / QUARRY STANDARD	
0009	ND MUSEUM OF ART	FLOORING - TILE, CERAMIC / STONE / QUARRY STANDARD	
0009	ND MUSEUM OF ART	FLOORING - TILE, CERAMIC / STONE / QUARRY STANDARD	
0009	ND MUSEUM OF ART	INTERIOR STAIR TREAD AND LANDING FINISH	
0009	ND MUSEUM OF ART	INTERIOR STAIR TREAD AND LANDING FINISH	
0009	ND MUSEUM OF ART	INTERIOR STAIR TREAD AND LANDING FINISH	
0009	ND MUSEUM OF ART	ELEVATOR MODERNIZATION - HYDRAULIC 2-5 FLOORS	ELEV 1
0009	ND MUSEUM OF ART	ELEVATOR MODERNIZATION - HYDRAULIC 2-5 FLOORS	ELEV 2
0009	ND MUSEUM OF ART	SUPPLY PIPING SYSTEM - LIBRARY	ORIGINAL (APPROX 10%)
0009	ND MUSEUM OF ART	DRAIN PIPING SYSTEM - LIBRARY	ORIGINAL (APPROX 10%)
0009	ND MUSEUM OF ART	UNIT HEATER, STEAM/HYDRONIC STD (TO 250 MBH)	HUH-1
0009	ND MUSEUM OF ART	UNIT HEATER, STEAM/HYDRONIC STD (TO 250 MBH)	HUH-2
0009	ND MUSEUM OF ART	UNIT HEATER, STEAM/HYDRONIC STD (TO 250 MBH)	HUH-3
0009	ND MUSEUM OF ART	UNIT HEATER, STEAM/HYDRONIC STD (TO 250 MBH)	HUH-4
0009	ND MUSEUM OF ART	AIR HANDLING UNIT - INDOOR (.5-1.25 HP)	AHU-3
0009	ND MUSEUM OF ART	AIR HANDLING UNIT - INDOOR (3.26-6 HP)	AHU-1
0009	ND MUSEUM OF ART	AIR HANDLING UNIT - INDOOR (3.26-6 HP)	AHU-2
0009	ND MUSEUM OF ART	FAN - AXIAL, RETURN, 1.5" SP (<=3 HP) 9,200 CFM	AHU-1
0009	ND MUSEUM OF ART	FAN - AXIAL, RETURN, 1.5" SP (<=3 HP) 9,200 CFM	AHU-2
0009	ND MUSEUM OF ART	FAN - PROPELLER WITH LOUVER, 1/4" SP (<=0.5 HP)	EF-1
0009	ND MUSEUM OF ART	PUMP - ELECTRIC (<=10 HP)	CH-1
0009	ND MUSEUM OF ART	PUMP - ELECTRIC (<=10 HP)	CIRC-1
0009	ND MUSEUM OF ART	PUMP - ELECTRIC (<=10 HP)	CIRC-2
0009	ND MUSEUM OF ART	CONDENSATE RECEIVER, ELECTRIC, 2 PUMPS	CONDR
0009	ND MUSEUM OF ART	EXPANSION TANK, STL PT (50-450 GAL)	ET-1
0009	ND MUSEUM OF ART	EXPANSION TANK, STL PT (50-450 GAL)	ET-2
0009	ND MUSEUM OF ART	EXPANSION TANK, STL PT (50-450 GAL)	ET-3
0009	ND MUSEUM OF ART	AIR COMPRESSOR SYSTEM - HVAC CONTROLS (<=6 TOTAL HP)	CAC1
0009	ND MUSEUM OF ART	HVAC CONTROLS - TERMINAL ASSEMBLIES - LIBRARY	
0009	ND MUSEUM OF ART	HVAC CONTROLS - FIELD PANELS/OPS SOFTWARE - LIBRARY	
0009	ND MUSEUM OF ART	HVAC CONTROLS - MAJOR INSTRUMENTATION - LIBRARY	
0009	ND MUSEUM OF ART	FIRE ALARM SYSTEM - DEVICES	

0009	ND MUSEUM OF ART	FIRE ALARM PANEL, DIALER, BATTERY, & CHARGER UP TO 200 POINTS	MODEL 4002
0009	ND MUSEUM OF ART	MOTOR CONTROL CENTER VERTICAL SECTION, 600V (400-600A) W/STARTERS	MCC1
0009	ND MUSEUM OF ART	MOTOR CONTROL CENTER VERTICAL SECTION, 600V (400-600A) W/STARTERS	MCC2
0009	ND MUSEUM OF ART	MAIN SWITCHBOARD W/BREAKERS (800-1200 AMP)	MSB1
0009	ND MUSEUM OF ART	COM EXTERIOR BLDG MT HI FLOOD LIGHTING (WALLPACK, WALLWASH)	WL MT HID
0009	ND MUSEUM OF ART	CONCRETE VEHICULAR PAVING - JOINT MAINTENANCE	
0009	ND MUSEUM OF ART	CEILING FINISH - SUSPENDED ACOUSTICAL TILE, STANDARD	
0009	ND MUSEUM OF ART	HEAT EXCHANGER - SHELL & TUBE STEAM TO WATER (>85 GPM)	HX-1
0009	ND MUSEUM OF ART	ROOF SKYLIGHT - GLASS WITH ALUMINUM FRAME	
0009	ND MUSEUM OF ART	DOOR LOCK, COMMERCIAL-GRADE, EXTERIOR	
0009	ND MUSEUM OF ART	DOOR PANIC HARDWARE, EXTERIOR	
0009	ND MUSEUM OF ART	DOOR PANIC HARDWARE, EXTERIOR	
0009	ND MUSEUM OF ART	CASEWORK - WOOD BASE AND WALL, TOP, STANDARD	
0009	ND MUSEUM OF ART	CASEWORK - WOOD BASE AND WALL, TOP, STANDARD	STAINLESS STEEL
0009	ND MUSEUM OF ART	SUPPLY PIPING SYSTEM - LIBRARY	UPDATED
0009	ND MUSEUM OF ART	CASEWORK - WOOD BASE AND WALL, TOP, PREMIUM	INFO DESK
0009	ND MUSEUM OF ART	CEILING FINISH - ATTACHED ACOUSTICAL TILE	
0009	ND MUSEUM OF ART	CEILING FINISH - APPLIED PAINT OR STAIN, STANDARD	EXPOSED WOOD
0009	ND MUSEUM OF ART	CONCRETE VEHICULAR PAVING - JOINT MAINTENANCE	
0009	ND MUSEUM OF ART	FLOORING - CARPET, TILE OR ROLL, STANDARD	
0009	ND MUSEUM OF ART	BACKFLOW PREVENTER (1-2 INCHES)	DW BFP
0009	ND MUSEUM OF ART	WATER HEATER - RESIDENTIAL, ELECTRIC (46-100 GAL)	DWH-1
0009	ND MUSEUM OF ART	GLASS, WINDOW, ALUMINUM OR WOOD, STANDARD	
0009	ND MUSEUM OF ART	DOOR AND FRAME, EXTERIOR, SWINGING, HOLLOW METAL	
0009	ND MUSEUM OF ART	DOOR AND FRAME, EXTERIOR, SWINGING, HOLLOW METAL	
0009	ND MUSEUM OF ART	DOOR AND FRAME, INTERIOR, NON-RATED	
0009	ND MUSEUM OF ART	DOOR AND FRAME, INTERIOR, FIRE-RATED	
0009	ND MUSEUM OF ART	FLOORING - FLUID APPLIED, EPOXY / ACRYLIC / POLYURETHANE	
0009	ND MUSEUM OF ART	FLOORING - FLUID APPLIED, EPOXY / ACRYLIC / POLYURETHANE	STAINED CONCRETE
0009	ND MUSEUM OF ART	DRAIN PIPING SYSTEM - LIBRARY	UPDATED
0009	ND MUSEUM OF ART	HVAC DISTRIBUTION NETWORKS - LIBRARY	
0009	ND MUSEUM OF ART	ELECTRICAL DISTRIBUTION NETWORK - LIBRARY	
0009	ND MUSEUM OF ART	FLOORING - CARPET, TILE OR ROLL, STANDARD	
0009	ND MUSEUM OF ART	WALL FINISH - APPLIED, STANDARD	
0009	ND MUSEUM OF ART	PLUMBING FIXTURE - LAVATORY, COUNTER	
0009	ND MUSEUM OF ART	PLUMBING FIXTURE - LAVATORY, COUNTER	
0009	ND MUSEUM OF ART	PLUMBING FIXTURE - SINK, KITCHEN	
0009	ND MUSEUM OF ART	PLUMBING FIXTURE - SINK, SERVICE/LAUNDRY/UTILITY	
0009	ND MUSEUM OF ART	PLUMBING FIXTURE - URINAL	
0009	ND MUSEUM OF ART	PLUMBING FIXTURE - WATER CLOSET, TANK-TYPE	
0009	ND MUSEUM OF ART	PLUMBING FIXTURE - WATER CLOSET, TANK-TYPE	
0009	ND MUSEUM OF ART	GREYWATER SUMP PUMP -SUBMERSIBLE PUMP (<0.5HP)	SUMP4
0010	CHESTER FRITZ AUDITORIUM	WALL, EXTERIOR, SIDING, WOOD BOARD, STANDARD	WOOD PANEL
0010	CHESTER FRITZ AUDITORIUM	WALL, EXTERIOR, TILT-UP OR PRECAST CONCRETE PANELS - RESTORE NATURAL FINISH	CONCRETE TIP WALL PANELS
0010	CHESTER FRITZ AUDITORIUM	GLASS, WINDOW, ALUMINUM OR WOOD, STANDARD	WOODEN FRAME
0010	CHESTER FRITZ AUDITORIUM	DOOR AND FRAME, EXTERIOR, SWINGING, HOLLOW METAL	

0010	CHESTER FRITZ AUDITORIUM	DOOR AND FRAME, EXTERIOR, SWINGING, HARDWOOD CUSTOM	
0010	CHESTER FRITZ AUDITORIUM	DOOR, EXTERIOR, OVERHEAD ROLLING METAL, LOCK	24-INCH PANEL ROLL UP
0010	CHESTER FRITZ AUDITORIUM	DOOR OPERATOR, POWER-ASSIST	
0010	CHESTER FRITZ AUDITORIUM	DOOR OPERATOR, OVERHEAD DOOR, COMMERCIAL, PADS	24-INCH PANEL ROLL UP
0010	CHESTER FRITZ AUDITORIUM	DOOR LOCK, COMMERCIAL-GRADE, EXTERIOR	
0010	CHESTER FRITZ AUDITORIUM	DOOR PANIC HARDWARE, EXTERIOR	
0010	CHESTER FRITZ AUDITORIUM	DOOR LOCK, RESIDENTIAL-GRADE	STANDARD DOORS
0010	CHESTER FRITZ AUDITORIUM	DOOR PANIC HARDWARE	EGRESS DOORS
0010	CHESTER FRITZ AUDITORIUM	CASEWORK - WOOD BASE AND WALL, TOP, STANDARD	BASE CABINETS
0010	CHESTER FRITZ AUDITORIUM	FLOORING - CARPET, TILE OR ROLL, STANDARD	ORANGE ROLL
0010	CHESTER FRITZ AUDITORIUM	FLOORING - CARPET, TILE OR ROLL, STANDARD	GREEN ROLL
0010	CHESTER FRITZ AUDITORIUM	FLOORING - VINYL COMPOSITION TILE, STANDARD	12 X 12 VCT TILES
0010	CHESTER FRITZ AUDITORIUM	INTERIOR STAIR TREAD AND LANDING FINISH	CARPET
0010	CHESTER FRITZ AUDITORIUM	INTERIOR STAIR TREAD AND LANDING FINISH	CARPET
0010	CHESTER FRITZ AUDITORIUM	INTERIOR STAIR TREAD AND LANDING FINISH	CONCRETE
0010	CHESTER FRITZ AUDITORIUM	INTERIOR STAIR TREAD AND LANDING FINISH	CONCRETE
0010	CHESTER FRITZ AUDITORIUM	INTERIOR STAIR TREAD AND LANDING FINISH	CONCRETE
0010	CHESTER FRITZ AUDITORIUM	INTERIOR STAIR TREAD AND LANDING FINISH	CONCRETE
0010	CHESTER FRITZ AUDITORIUM	ELEVATOR MODERNIZATION - TRACTION - LOW RISE 2-8 FLOORS	EL-1
0010	CHESTER FRITZ AUDITORIUM	ELEVATOR MODERNIZATION - TRACTION - LOW RISE 2-8 FLOORS	EL-2
0010	CHESTER FRITZ AUDITORIUM	ELEVATOR MODERNIZATION - HYDRAULIC 2-5 FLOORS	STAGE LIFT
0010	CHESTER FRITZ AUDITORIUM	BACKFLOW PREVENTER (<=1 INCH)	BFP-1
0010	CHESTER FRITZ AUDITORIUM	PUMP - ELECTRIC (15 - 20 HP)	CHWP-1
0010	CHESTER FRITZ AUDITORIUM	PUMP - ELECTRIC (15 - 20 HP)	CHWP-2
0010	CHESTER FRITZ AUDITORIUM	EXPANSION TANK, STL PT (<20 GAL)	AS-1
0010	CHESTER FRITZ AUDITORIUM	AIR COMPRESSOR SYSTEM - HVAC CONTROLS (<=6 TOTAL HP)	CAC-1
0010	CHESTER FRITZ AUDITORIUM	HVAC CONTROLS - TERMINAL ASSEMBLIES - THEATER	ORIG PNEUMATIC
0010	CHESTER FRITZ AUDITORIUM	HVAC CONTROLS - FIELD PANELS/OPS SOFTWARE - THEATER	ORIG PNEUMATIC
0010	CHESTER FRITZ AUDITORIUM	HVAC CONTROLS - MAJOR INSTRUMENTATION - THEATER	ORIG PNEUMATIC
0010	CHESTER FRITZ AUDITORIUM	COM EXTERIOR BLDG MT DECO LIGHTING (COACH, SCONCE, PEND, SOFFIT)	ORIGINAL
0010	CHESTER FRITZ AUDITORIUM	LIGHTING SYSTEM, INTERIOR - THEATER	ORIGINAL
0010	CHESTER FRITZ AUDITORIUM	GENERATOR - DIESEL (<30 KW)	G-1
0010	CHESTER FRITZ AUDITORIUM	SWITCH - AUTO TRANSFER, 208 OR 240 V (30-100 AMP)	ATS
0010	CHESTER FRITZ AUDITORIUM	FLOORING - CARPET, TILE OR ROLL, PREMIUM (WOOL, CUSTOM)	FLORAL PRINT ROLL
0010	CHESTER FRITZ AUDITORIUM	UNIT HEATER, STEAM/HYDRONIC STD (TO 250 MBH)	HUH
0010	CHESTER FRITZ AUDITORIUM	MOTOR CONTROL CENTER VERTICAL SECTION, 600V (400-600A) W/STARTERS	MCC
0010	CHESTER FRITZ AUDITORIUM	PANELBOARD, 3 PH, 208/120V (301-500 AMP), INCL. BRK.	L-1
0010	CHESTER FRITZ AUDITORIUM	PANELBOARD, 3 PH, 208/120V (301-500 AMP), INCL. BRK.	L-3
0010	CHESTER FRITZ AUDITORIUM	PANELBOARD, 3 PH, 208/120V (301-500 AMP), INCL. BRK.	L-3C
0010	CHESTER FRITZ AUDITORIUM	ELECTRICAL DISTRIBUTION NETWORK - THEATER	ORIGINAL
0010	CHESTER FRITZ AUDITORIUM	MAIN SWITCHBOARD W/BREAKERS (>2500 AMP)	SWBD
0010	CHESTER FRITZ AUDITORIUM	SWGR TIEBREAK SELECTOR, FME, MANUAL	SW-1
0010	CHESTER FRITZ AUDITORIUM	TRANSFORMER - DRY-TYPE, 3PH, 5-15KV PRIMARY (500-750 KVA)	T-SWBD
0010	CHESTER FRITZ AUDITORIUM	FAN - CENTRIFUGAL ROOF EXHAUST, 1/4" SP (25"-30" DIAMETER)	EF-2

0010	CHESTER FRITZ AUDITORIUM	FAN - CENTRIFUGAL ROOF EXHAUST, 1/4" SP (25"-30" DIAMETER)	EF-3
0010	CHESTER FRITZ AUDITORIUM	FAN - CENTRIFUGAL ROOF EXHAUST, 1/4" SP (25"-30" DIAMETER)	EF-4
0010	CHESTER FRITZ AUDITORIUM	HEAT EXCHANGER - SHELL & TUBE STEAM TO WATER (20-85 GPM)	HX-1
0010	CHESTER FRITZ AUDITORIUM	WALL FINISH - APPLIED, STANDARD	PAINTED GYPSUM
0010	CHESTER FRITZ AUDITORIUM	FLOORING - CARPET, TILE OR ROLL, STANDARD	BLUE ROLL
0010	CHESTER FRITZ AUDITORIUM	SUPPLY PIPING SYSTEM - THEATER	RIGID CU
0010	CHESTER FRITZ AUDITORIUM	DRAIN PIPING SYSTEM - THEATER	CAST IRON
0010	CHESTER FRITZ AUDITORIUM	CEILING FINISH - APPLIED PAINT OR STAIN, STANDARD	PAINTED GYPSUM
0010	CHESTER FRITZ AUDITORIUM	AIR DRYER, REFRIGERATED (0-10 CFM)	AD-1
0010	CHESTER FRITZ AUDITORIUM	WALL FINISH - WOOD PANEL, STANDARD	WOOD PANELS
0010	CHESTER FRITZ AUDITORIUM	WALL FINISH - TILE, GLASS MOSAICS	CONCRETE BLOCK
0010	CHESTER FRITZ AUDITORIUM	FLOORING - HARDWOOD STRIP, PREMIUM	MAPLE
0010	CHESTER FRITZ AUDITORIUM	PLUMBING FIXTURE - LAVATORY, COUNTER	
0010	CHESTER FRITZ AUDITORIUM	PLUMBING FIXTURE - LAVATORY, WALL HUNG	
0010	CHESTER FRITZ AUDITORIUM	PLUMBING FIXTURE - SINK, SERVICE/LAUNDRY/UTILITY	
0010	CHESTER FRITZ AUDITORIUM	PLUMBING FIXTURE - SHOWER VALVE AND HEAD	
0010	CHESTER FRITZ AUDITORIUM	PLUMBING FIXTURE - URINAL	
0010	CHESTER FRITZ AUDITORIUM	PLUMBING FIXTURE - WATER CLOSET, TANKLESS	
0010	CHESTER FRITZ AUDITORIUM	UNIT HEATER, ELECTRIC	ECUH-1
0010	CHESTER FRITZ AUDITORIUM	AIR HANDLING UNIT - INDOOR (.5-1.25 HP)	AHU-4
0010	CHESTER FRITZ AUDITORIUM	AIR HANDLING UNIT - INDOOR (2.76-3.25 HP)	AHU-9
0010	CHESTER FRITZ AUDITORIUM	AIR HANDLING UNIT - INDOOR (3.26-6 HP)	AHU-1
0010	CHESTER FRITZ AUDITORIUM	AIR HANDLING UNIT - INDOOR (7-9 HP)	AHU-7
0010	CHESTER FRITZ AUDITORIUM	AIR HANDLING UNIT - INDOOR (7-9 HP)	AHU-6
0010	CHESTER FRITZ AUDITORIUM	AIR HANDLING UNIT - INDOOR (10-12 HP)	AHU-8
0010	CHESTER FRITZ AUDITORIUM	AIR HANDLING UNIT - INDOOR (10-12 HP)	AHU-5
0010	CHESTER FRITZ AUDITORIUM	AIR HANDLING UNIT - INDOOR (13-17 HP)	AHU-3
0010	CHESTER FRITZ AUDITORIUM	AIR HANDLING UNIT - INDOOR (13-17 HP)	AHU-2
0010	CHESTER FRITZ AUDITORIUM	FAN - PROPELLER WITH LOUVER, 1/4" SP (<=0.5 HP)	EF-5
0010	CHESTER FRITZ AUDITORIUM	FAN - UTILITY SET, 1/4" SP (1.25-4 HP)	EF-8
0010	CHESTER FRITZ AUDITORIUM	FAN - UTILITY SET, 1/4" SP (1.25-4 HP)	EF-9
0010	CHESTER FRITZ AUDITORIUM	FAN - UTILITY SET, 1/4" SP (1.25-4 HP)	EF-6
0010	CHESTER FRITZ AUDITORIUM	FAN - UTILITY SET, 1/4" SP (1.25-4 HP)	EF-7
0010	CHESTER FRITZ AUDITORIUM	HVAC DISTRIBUTION NETWORKS - THEATER	METAL DUCT
0010	CHESTER FRITZ AUDITORIUM	WATER HEATER - RESIDENTIAL, ELECTRIC (46-100 GAL)	HWH-1
0010	CHESTER FRITZ AUDITORIUM	WATER HEATER - RESIDENTIAL, ELECTRIC (46-100 GAL)	HWH-2
0010	CHESTER FRITZ AUDITORIUM	AIR HANDLING UNIT - INDOOR (10-12 HP)	UNIT VENTS
0010	CHESTER FRITZ AUDITORIUM	PRESSURE REDUCING VALVE, STEAM SYSTEM (2")	PRV-1
0010	CHESTER FRITZ AUDITORIUM	PRESSURE REDUCING VALVE, STEAM SYSTEM (2")	PRV-2
0010	CHESTER FRITZ AUDITORIUM	FIRE ALARM SYSTEM - DEVICES	
0010	CHESTER FRITZ AUDITORIUM	FIRE ALARM PANEL, DIALER, BATTERY, & CHARGER UP TO 200 POINTS	
0010	CHESTER FRITZ AUDITORIUM	ROOF - BITUMINOUS, 2-PLY, SBS MODIFIED BITUMEN, MOP	ROOF 3
0010	CHESTER FRITZ AUDITORIUM	ROOF - BITUMINOUS, 2-PLY, SBS MODIFIED BITUMEN, MOP	ROOF 4
0010	CHESTER FRITZ AUDITORIUM	HEAT PUMP, WATER-SOURCE	HP-1
0010	CHESTER FRITZ AUDITORIUM	CONDENSATE RECEIVER, ELECTRIC, 2 PUMPS	CRT-1
0010	CHESTER FRITZ AUDITORIUM	CONDENSATE RECEIVER, ELECTRIC, 2 PUMPS	CRT-2

0010	CHESTER FRITZ AUDITORIUM	CONDENSATE RECEIVER, ELECTRIC, 2 PUMPS	CRT-3
0010	CHESTER FRITZ AUDITORIUM	VARIABLE FREQUENCY DRIVE (10-15 HP)	CT-1
0011	GAMBLE HALL	GLASS, WINDOW, ALUMINUM OR WOOD, STANDARD	
0011	GAMBLE HALL	DOOR AND FRAME, EXTERIOR, SWINGING, WOOD STANDARD	
0011	GAMBLE HALL	DOOR AND FRAME, EXTERIOR, SWINGING, WOOD STANDARD	
0011	GAMBLE HALL	DOOR OPERATOR, POWER-ASSIST	
0011	GAMBLE HALL	DOOR LOCK, COMMERCIAL-GRADE, EXTERIOR	
0011	GAMBLE HALL	DOOR PANIC HARDWARE, EXTERIOR	
0011	GAMBLE HALL	DOOR PANIC HARDWARE, EXTERIOR	
0011	GAMBLE HALL	ROOF - 1-PLY, UNBALLASTED	
0011	GAMBLE HALL	ROOF - 1-PLY, UNBALLASTED	
0011	GAMBLE HALL	ROOF - 1-PLY, BALLASTED	
0011	GAMBLE HALL	ROOF - BITUMINOUS, 4-PLY, COAL TAR PITCH	
0011	GAMBLE HALL	CASEWORK - WOOD BASE AND WALL, TOP, STANDARD	
0011	GAMBLE HALL	CASEWORK - WOOD BASE AND WALL, TOP, STANDARD	
0011	GAMBLE HALL	FLOORING - CARPET, TILE OR ROLL, STANDARD	
0011	GAMBLE HALL	FLOORING - VINYL COMPOSITION TILE, STANDARD	
0011	GAMBLE HALL	ELEVATOR MODERNIZATION - TRACTION - LOW RISE 2-8 FLOORS	ELEV A
0011	GAMBLE HALL	ELEVATOR MODERNIZATION - TRACTION - LOW RISE 2-8 FLOORS	ELEV B
0011	GAMBLE HALL	PLUMBING FIXTURE - LAVATORY, WALL HUNG	
0011	GAMBLE HALL	PLUMBING FIXTURE - SINK, KITCHEN	
0011	GAMBLE HALL	PLUMBING FIXTURE - SINK, SERVICE/LAUNDRY/UTILITY	
0011	GAMBLE HALL	PLUMBING FIXTURE - URINAL	
0011	GAMBLE HALL	PLUMBING FIXTURE - WATER CLOSET, TANKLESS	
0011	GAMBLE HALL	SUPPLY PIPING SYSTEM - CLASSROOM	
0011	GAMBLE HALL	DRAIN PIPING SYSTEM - CLASSROOM	
0011	GAMBLE HALL	UNIT HEATER, STEAM/HYDRONIC STD (TO 250 MBH)	HUH
0011	GAMBLE HALL	UNIT HEATER, STEAM/HYDRONIC STD (TO 250 MBH)	HUH1
0011	GAMBLE HALL	UNIT HEATER, STEAM/HYDRONIC STD (TO 250 MBH)	HUH2
0011	GAMBLE HALL	CHILLER - WATER-COOLED CENTRIFUGAL OR SCREW (150-350 TONS)	CH-1
0011	GAMBLE HALL	COOLING TOWER (301-550 TONS)	CT-1
0011	GAMBLE HALL	AIR HANDLING UNIT - INDOOR (10-12 HP)	AHU-5
0011	GAMBLE HALL	AIR HANDLING UNIT - INDOOR (18-23 HP)	AHU-1
0011	GAMBLE HALL	AIR HANDLING UNIT - INDOOR (18-23 HP)	AHU-2
0011	GAMBLE HALL	AIR HANDLING UNIT - INDOOR (18-23 HP)	AHU-3
0011	GAMBLE HALL	AIR HANDLING UNIT - INDOOR (18-23 HP)	AHU-4
0011	GAMBLE HALL	FAN - CENTRIFUGAL ROOF EXHAUST, 1/4" SP (20"-22" DIAMETER)	EF-5
0011	GAMBLE HALL	FAN - PROPELLER WITH LOUVER, 1/4" SP (.5-1 HP)	EF-9 (MECH RM)
0011	GAMBLE HALL	FAN - UTILITY SET, 1/4" SP (.4-1.25 HP)	EF-4 (1ST FLR BR)
0011	GAMBLE HALL	FAN - UTILITY SET, 1/4" SP (.4-1.25 HP)	EF-7 (2ND FLR BR)
0011	GAMBLE HALL	FAN - UTILITY SET, 1/4" SP (.4-1.25 HP)	EF-8 (3RD FLR BR)
0011	GAMBLE HALL	FAN - UTILITY SET, 1/4" SP (1.25-4 HP)	EF-1
0011	GAMBLE HALL	FAN - UTILITY SET, 1/4" SP (4-12 HP)	RF-2
0011	GAMBLE HALL	FAN - UTILITY SET, 1/4" SP (4-12 HP)	RF-3
0011	GAMBLE HALL	FAN - UTILITY SET, 1/4" SP (4-12 HP)	RF-4
0011	GAMBLE HALL	FAN - UTILITY SET, 1/4" SP (4-12 HP)	RF-5

0011	GAMBLE HALL	FAN - UTILITY SET, 1/4" SP (4-12 HP)	RF-1
0011	GAMBLE HALL	HVAC DISTRIBUTION NETWORKS - CLASSROOM	
0011	GAMBLE HALL	HEAT EXCHANGER - SHELL & TUBE STEAM TO WATER (>85 GPM)	HX-1
0011	GAMBLE HALL	PUMP - ELECTRIC (<=10 HP)	PRIMARY PUMP #1 (ALL ZONES)
0011	GAMBLE HALL	PUMP - ELECTRIC (<=10 HP)	PUMP B
0011	GAMBLE HALL	PUMP - ELECTRIC (<=10 HP)	PUMP E
0011	GAMBLE HALL	PUMP - ELECTRIC (<=10 HP)	PUMP C
0011	GAMBLE HALL	PUMP - ELECTRIC (<=10 HP)	PUMP D
0011	GAMBLE HALL	PUMP - ELECTRIC (<=10 HP)	PUMP F
0011	GAMBLE HALL	PUMP - ELECTRIC (<=10 HP)	PUMP A
0011	GAMBLE HALL	PUMP - ELECTRIC (<=10 HP)	PUMP G
0011	GAMBLE HALL	PUMP - ELECTRIC (<=10 HP)	PUMP H
0011	GAMBLE HALL	PUMP - ELECTRIC (20 - 25 HP)	CWP-1
0011	GAMBLE HALL	CONDENSATE RECEIVER, ELECTRIC, 2 PUMPS	CNDR1
0011	GAMBLE HALL	EXPANSION TANK, STL PT (50-450 GAL)	ET-1
0011	GAMBLE HALL	AIR COMPRESSOR SYSTEM - HVAC CONTROLS (<=6 TOTAL HP)	CAC1
0011	GAMBLE HALL	HVAC CONTROLS - FIELD PANELS/OPS SOFTWARE - CLASSROOM	
0011	GAMBLE HALL	HVAC CONTROLS - MAJOR INSTRUMENTATION - CLASSROOM	
0011	GAMBLE HALL	MOTOR CONTROL CENTER VERTICAL SECTION, 600V (400-600A) W/STARTERS	MCC-1
0011	GAMBLE HALL	ELECTRICAL DISTRIBUTION NETWORK - CLASSROOM	
0011	GAMBLE HALL	MAIN SWITCHBOARD W/BREAKERS (800-1200 AMP)	SWB
0011	GAMBLE HALL	MAIN SWITCHBOARD W/BREAKERS (>2500 AMP)	MSB-1
0011	GAMBLE HALL	LOAD INTERRUPTER ALLOCATION (5-15 kV, UP TO 600 AMP)	HV SWITCH
0011	GAMBLE HALL	TRANSFORMER - DRY-TYPE, 3PH, 5-15KV PRIMARY (750-1000 KVA)	TF-1
0011	GAMBLE HALL	VARIABLE FREQUENCY DRIVE (<=5 HP)	RF-5
0011	GAMBLE HALL	VARIABLE FREQUENCY DRIVE (7.5-10 HP)	RF-3
0011	GAMBLE HALL	VARIABLE FREQUENCY DRIVE (7.5-10 HP)	RF-2
0011	GAMBLE HALL	VARIABLE FREQUENCY DRIVE (7.5-10 HP)	RF-4
0011	GAMBLE HALL	VARIABLE FREQUENCY DRIVE (7.5-10 HP)	SF-5
0011	GAMBLE HALL	VARIABLE FREQUENCY DRIVE (7.5-10 HP)	RF-1
0011	GAMBLE HALL	VARIABLE FREQUENCY DRIVE (15-20 HP)	SF-1
0011	GAMBLE HALL	VARIABLE FREQUENCY DRIVE (15-20 HP)	SF-4
0011	GAMBLE HALL	VARIABLE FREQUENCY DRIVE (15-20 HP)	SF-2
0011	GAMBLE HALL	VARIABLE FREQUENCY DRIVE (15-20 HP)	SF-3
0011	GAMBLE HALL	VARIABLE FREQUENCY DRIVE (30-40 HP)	CT FAN
0011	GAMBLE HALL	COM EXTERIOR BLDG MT HI FLOOD LIGHTING (WALLPACK, WALLWASH)	OVHD HID
0011	GAMBLE HALL	COM EXTERIOR BLDG MT HI FLOOD LIGHTING (WALLPACK, WALLWASH)	SPOT HIT
0011	GAMBLE HALL	DOOR PANIC HARDWARE, EXTERIOR	
0011	GAMBLE HALL	WALL, EXTERIOR, TILT-UP OR PRECAST CONCRETE PANELS - RESTORE NATURAL FINISH	
0011	GAMBLE HALL	FIRE ALARM SYSTEM - DEVICES	
0011	GAMBLE HALL	FIRE ALARM PANEL, DIALER, BATTERY, & CHARGER UP TO 700 POINTS	FACP
0011	GAMBLE HALL	WALL FINISH - APPLIED, STANDARD	
0011	GAMBLE HALL	DOOR AND FRAME, EXTERIOR, SWINGING, HOLLOW METAL	
0011	GAMBLE HALL	DOOR OPERATOR, POWER-ASSIST	
0011	GAMBLE HALL	DOOR AND FRAME, INTERIOR, NON-RATED	
0011	GAMBLE HALL	DOOR AND FRAME, INTERIOR, NON-RATED	
0011	GAMBLE HALL	DOOR AND FRAME, INTERIOR, FIRE-RATED	

0011	GAMBLE HALL	DOOR AND FRAME, INTERIOR, FIRE-RATED	
0011	GAMBLE HALL	DOOR LOCK, COMMERCIAL-GRADE	
0011	GAMBLE HALL	DOOR PANIC HARDWARE	
0011	GAMBLE HALL	DOOR PANIC HARDWARE	
0011	GAMBLE HALL	DOOR PANIC HARDWARE	
0011	GAMBLE HALL	CASEWORK - WOOD BASE AND WALL, TOP, STANDARD	CLSRM TABLES
0011	GAMBLE HALL	CASEWORK - WOOD BASE AND WALL, TOP, STANDARD	RECEPTION DESKS
0011	GAMBLE HALL	SEATING, FIXED, FOLDING, STANDARD	
0011	GAMBLE HALL	SEATING, FIXED, FOLDING, STANDARD	
0011	GAMBLE HALL	SEATING, FIXED, FOLDING, STANDARD	
0011	GAMBLE HALL	SEATING, FIXED, FOLDING, STANDARD	
0011	GAMBLE HALL	WALL FINISH - TILE, CERAMIC / STONE, STANDARD	
0011	GAMBLE HALL	CEILING FINISH - SUSPENDED ACOUSTICAL TILE, STANDARD	
0011	GAMBLE HALL	CEILING FINISH - APPLIED PAINT OR STAIN, STANDARD	
0011	GAMBLE HALL	LIGHTING SYSTEM, INTERIOR - CLASSROOM	T8
0011	GAMBLE HALL	FLOORING - CARPET, TILE OR ROLL, STANDARD	
0011	GAMBLE HALL	VARIABLE FREQUENCY DRIVE (20-25 HP)	CHWP-2
0011	GAMBLE HALL	BACKFLOW PREVENTER (4-6 INCHES)	FIRE BFP
0011	GAMBLE HALL	DOOR AND FRAME, EXTERIOR, SWINGING, ALUMINUM AND GLASS	
0011	GAMBLE HALL	DUCTLESS DX SPLIT SYSTEM (>2 TON)	DDXS1
0011	GAMBLE HALL	PRESSURE REDUCING VALVE, STEAM SYSTEM (2")	PRV1
0011	GAMBLE HALL	PRESSURE REDUCING VALVE, STEAM SYSTEM (2")	PRV2
0012	COLUMBIA HALL (OLD SCHOOL OF MEDICINE)	GLASS, WINDOW, ALUMINUM OR WOOD, STANDARD	
0012	COLUMBIA HALL (OLD SCHOOL OF MEDICINE)	DOOR OPERATOR, OVERHEAD DOOR, COMMERCIAL, PADS	
0012	COLUMBIA HALL (OLD SCHOOL OF MEDICINE)	DOOR LOCK, COMMERCIAL-GRADE, EXTERIOR	
0012	COLUMBIA HALL (OLD SCHOOL OF MEDICINE)	DOOR LOCK, COMMERCIAL-GRADE, EXTERIOR	
0012	COLUMBIA HALL (OLD SCHOOL OF MEDICINE)	DOOR PANIC HARDWARE, EXTERIOR	
0012	COLUMBIA HALL (OLD SCHOOL OF MEDICINE)	DOOR PANIC HARDWARE, EXTERIOR	
0012	COLUMBIA HALL (OLD SCHOOL OF MEDICINE)	DOOR PANIC HARDWARE, EXTERIOR	
0012	COLUMBIA HALL (OLD SCHOOL OF MEDICINE)	DOOR PANIC HARDWARE, EXTERIOR	
0012	COLUMBIA HALL (OLD SCHOOL OF MEDICINE)	ROOF - 1-PLY, BALLASTED	EPDM
0012	COLUMBIA HALL (OLD SCHOOL OF MEDICINE)	ROOF - 1-PLY, BALLASTED	EPDM
0012	COLUMBIA HALL (OLD SCHOOL OF MEDICINE)	ROOF - BITUMINOUS, 4-PLY, COAL TAR PITCH	GRAVEL SURFACED
0012	COLUMBIA HALL (OLD SCHOOL OF MEDICINE)	ROOF SKYLIGHT - PLASTIC DOME	
0012	COLUMBIA HALL (OLD SCHOOL OF MEDICINE)	ROOF SKYLIGHT - FIBERGLASS ROOF SANDWICH PANEL	
0012	COLUMBIA HALL (OLD SCHOOL OF MEDICINE)	ROOF SKYLIGHT - FIBERGLASS ROOF SANDWICH PANEL	
0012	COLUMBIA HALL (OLD SCHOOL OF MEDICINE)	DOOR AND FRAME, INTERIOR, NON-RATED	
0012	COLUMBIA HALL (OLD SCHOOL OF MEDICINE)	DOOR AND FRAME, INTERIOR, NON-RATED	
0012	COLUMBIA HALL (OLD SCHOOL OF MEDICINE)	DOOR AND FRAME, INTERIOR, NON-RATED	



0012	COLUMBIA HALL (OLD SCHOOL OF MEDICINE)	DOOR LOCK, COMMERCIAL-GRADE	
0012	COLUMBIA HALL (OLD SCHOOL OF MEDICINE)	DOOR LOCK, COMMERCIAL-GRADE	
0012	COLUMBIA HALL (OLD SCHOOL OF MEDICINE)	DOOR LOCK, COMMERCIAL-GRADE	
0012	COLUMBIA HALL (OLD SCHOOL OF MEDICINE)	CASEWORK - WOOD BASE AND WALL, TOP, STANDARD	
0012	COLUMBIA HALL (OLD SCHOOL OF MEDICINE)	CASEWORK - WOOD BASE AND WALL, TOP, STANDARD	
0012	COLUMBIA HALL (OLD SCHOOL OF MEDICINE)	CASEWORK - WOOD BASE AND WALL, TOP, STANDARD	
0012	COLUMBIA HALL (OLD SCHOOL OF MEDICINE)	WALL FINISH - APPLIED, STANDARD	
0012	COLUMBIA HALL (OLD SCHOOL OF MEDICINE)	WALL FINISH - TILE, CERAMIC / STONE, STANDARD	GLAZED TILE
0012	COLUMBIA HALL (OLD SCHOOL OF MEDICINE)	FLOORING - CARPET, TILE OR ROLL, STANDARD	
0012	COLUMBIA HALL (OLD SCHOOL OF MEDICINE)	CEILING FINISH - ATTACHED ACOUSTICAL TILE	
0012	COLUMBIA HALL (OLD SCHOOL OF MEDICINE)	CEILING FINISH - APPLIED PAINT OR STAIN, STANDARD	
0012	COLUMBIA HALL (OLD SCHOOL OF MEDICINE)	ELEVATOR MODERNIZATION - HYDRAULIC 2-5 FLOORS	AUX ELEV
0012	COLUMBIA HALL (OLD SCHOOL OF MEDICINE)	ELEVATOR MODERNIZATION - HYDRAULIC 2-5 FLOORS	ELEV 3 (PASS NORTH)
0012	COLUMBIA HALL (OLD SCHOOL OF MEDICINE)	ELEVATOR MODERNIZATION - HYDRAULIC 2-5 FLOORS	ELEV 4 (FREIGHT)
0012	COLUMBIA HALL (OLD SCHOOL OF MEDICINE)	PLUMBING FIXTURE - SINK, SERVICE/LAUNDRY/UTILITY	
0012	COLUMBIA HALL (OLD SCHOOL OF MEDICINE)	BACKFLOW PREVENTER (<=1 INCH)	DW BFP
0012	COLUMBIA HALL (OLD SCHOOL OF MEDICINE)	BACKFLOW PREVENTER (6-8 INCHES)	FIRE BFP
0012	COLUMBIA HALL (OLD SCHOOL OF MEDICINE)	BACKFLOW PREVENTER (6-8 INCHES)	FIRE BFP
0012	COLUMBIA HALL (OLD SCHOOL OF MEDICINE)	SUPPLY PIPING SYSTEM - OFFICE	ORIGINAL
0012	COLUMBIA HALL (OLD SCHOOL OF MEDICINE)	WATER HEATER - COMMERCIAL, ELECTRIC (110-135 GAL)	DWH-1
0012	COLUMBIA HALL (OLD SCHOOL OF MEDICINE)	REVERSE OSMOSIS SYSTEM (>10,000 GPD)	RO
0012	COLUMBIA HALL (OLD SCHOOL OF MEDICINE)	DRAIN PIPING SYSTEM - OFFICE	ORIGINAL
0012	COLUMBIA HALL (OLD SCHOOL OF MEDICINE)	GREYWATER SUMP PUMP -SUBMERSIBLE PUMP (<0.5HP)	SUMP1
0012	COLUMBIA HALL (OLD SCHOOL OF MEDICINE)	GREYWATER SUMP PUMP -SUBMERSIBLE PUMP (<0.5HP)	SUMP
0012	COLUMBIA HALL (OLD SCHOOL OF MEDICINE)	AIR COMPRESSOR - MEDICAL/LABORATORY PCKG (20-40 HP), WITH DRYER	AC1 (LAB)
0012	COLUMBIA HALL (OLD SCHOOL OF MEDICINE)	UNIT HEATER, STEAM/HYDRONIC STD (TO 250 MBH)	HUH
0012	COLUMBIA HALL (OLD SCHOOL OF MEDICINE)	UNIT HEATER, STEAM/HYDRONIC STD (TO 250 MBH)	HUH
0012	COLUMBIA HALL (OLD SCHOOL OF MEDICINE)	UNIT HEATER, STEAM/HYDRONIC STD (TO 250 MBH)	HUH
0012	COLUMBIA HALL (OLD SCHOOL OF MEDICINE)	CONDENSER - REFRIGERANT, AIR-COOLED (<=10 TON)	AHU #9 CNDR (AHU-2 SOUTH)
0012	COLUMBIA HALL (OLD SCHOOL OF MEDICINE)	CONDENSER - REFRIGERANT, AIR-COOLED (<=10 TON)	AHU #9 CNDR (AHU-2 SOUTH)
0012	COLUMBIA HALL (OLD SCHOOL OF MEDICINE)	AIR HANDLING UNIT - INDOOR (.5-1.25 HP)	FCU
0012	COLUMBIA HALL (OLD SCHOOL OF MEDICINE)	AIR HANDLING UNIT - INDOOR (.5-1.25 HP)	FCU
0012	COLUMBIA HALL (OLD SCHOOL OF MEDICINE)	AIR HANDLING UNIT - INDOOR (1.76-2.75 HP)	AHU #9 (AHU-2 SOUTH)

0012	COLUMBIA HALL (OLD SCHOOL OF MEDICINE)	AIR HANDLING UNIT - INDOOR (2.76-3.25 HP)	AHU #8 (AHU-1 NORTH)
0012	COLUMBIA HALL (OLD SCHOOL OF MEDICINE)	AIR HANDLING UNIT - INDOOR (>88 HP)	AHU #2
0012	COLUMBIA HALL (OLD SCHOOL OF MEDICINE)	AIR HANDLING UNIT - INDOOR (>88 HP)	AHU #1
0012	COLUMBIA HALL (OLD SCHOOL OF MEDICINE)	HEAT PUMP, WATER-SOURCE	WSHP
0012	COLUMBIA HALL (OLD SCHOOL OF MEDICINE)	HEAT PUMP, WATER-SOURCE	WSHP #72
0012	COLUMBIA HALL (OLD SCHOOL OF MEDICINE)	HEAT PUMP, WATER-SOURCE	WSHP V15 AUD
0012	COLUMBIA HALL (OLD SCHOOL OF MEDICINE)	HEAT PUMP, WATER-SOURCE	WSHP #97
0012	COLUMBIA HALL (OLD SCHOOL OF MEDICINE)	FAN - INLINE CENTRIFUGAL AIRFOIL, SUPPLY, 2.5" SP (<=30 HP)	SMOKE EF-4
0012	COLUMBIA HALL (OLD SCHOOL OF MEDICINE)	FAN - INLINE CENTRIFUGAL AIRFOIL, SUPPLY, 2.5" SP (<=30 HP)	SMOKE EF-3 WING 3
0012	COLUMBIA HALL (OLD SCHOOL OF MEDICINE)	FAN - INLINE CENTRIFUGAL AIRFOIL, SUPPLY, 2.5" SP (<=30 HP)	SMOKE EF-3 WING 7
0012	COLUMBIA HALL (OLD SCHOOL OF MEDICINE)	FAN - INLINE CENTRIFUGAL AIRFOIL, SUPPLY, 2.5" SP (<=30 HP)	EF-6
0012	COLUMBIA HALL (OLD SCHOOL OF MEDICINE)	FAN - INLINE CENTRIFUGAL AIRFOIL, SUPPLY, 2.5" SP (30-40 HP)	EF-1
0012	COLUMBIA HALL (OLD SCHOOL OF MEDICINE)	FAN - INLINE CENTRIFUGAL AIRFOIL, SUPPLY, 2.5" SP (30-40 HP)	EF-2
0012	COLUMBIA HALL (OLD SCHOOL OF MEDICINE)	FAN - INLINE CENTRIFUGAL AIRFOIL, SUPPLY, 2.5" SP (30-40 HP)	EF-3
0012	COLUMBIA HALL (OLD SCHOOL OF MEDICINE)	FAN - INLINE CENTRIFUGAL AIRFOIL, SUPPLY, 2.5" SP (30-40 HP)	EF-4
0012	COLUMBIA HALL (OLD SCHOOL OF MEDICINE)	FAN - PROPELLER WITH LOUVER, 1/4" SP (>4 HP)	RAD FAN
0012	COLUMBIA HALL (OLD SCHOOL OF MEDICINE)	FAN - UTILITY SET, 1/4" SP (4-12 HP)	EF-1
0012	COLUMBIA HALL (OLD SCHOOL OF MEDICINE)	FAN - UTILITY SET, 1/4" SP (4-12 HP)	AHU-2
0012	COLUMBIA HALL (OLD SCHOOL OF MEDICINE)	HOOD, FUME	FEH
0012	COLUMBIA HALL (OLD SCHOOL OF MEDICINE)	HOOD, FUME	FEH
0012	COLUMBIA HALL (OLD SCHOOL OF MEDICINE)	HOOD, FUME	FEH
0012	COLUMBIA HALL (OLD SCHOOL OF MEDICINE)	HOOD, FUME	FEH
0012	COLUMBIA HALL (OLD SCHOOL OF MEDICINE)	HOOD, FUME	FEH
0012	COLUMBIA HALL (OLD SCHOOL OF MEDICINE)	HOOD, FUME	FEH
0012	COLUMBIA HALL (OLD SCHOOL OF MEDICINE)	HEAT EXCHANGER - SHELL & TUBE STEAM TO WATER (>85 GPM)	HX-1
0012	COLUMBIA HALL (OLD SCHOOL OF MEDICINE)	HEAT EXCHANGER - SHELL & TUBE STEAM TO WATER (>85 GPM)	HX-2
0012	COLUMBIA HALL (OLD SCHOOL OF MEDICINE)	HEAT EXCHANGER - SHELL & TUBE STEAM TO WATER (>85 GPM)	HX-3
0012	COLUMBIA HALL (OLD SCHOOL OF MEDICINE)	PRESSURE REDUCING VALVE, STEAM SYSTEM (2")	PRV3
0012	COLUMBIA HALL (OLD SCHOOL OF MEDICINE)	PRESSURE REDUCING VALVE, STEAM SYSTEM (3")	PRV1
0012	COLUMBIA HALL (OLD SCHOOL OF MEDICINE)	PRESSURE REDUCING VALVE, STEAM SYSTEM (3")	PRV2
0012	COLUMBIA HALL (OLD SCHOOL OF MEDICINE)	PUMP - ELECTRIC (<=10 HP)	P-3
0012	COLUMBIA HALL (OLD SCHOOL OF MEDICINE)	PUMP - ELECTRIC (<=10 HP)	P-3
0012	COLUMBIA HALL (OLD SCHOOL OF MEDICINE)	PUMP - ELECTRIC (<=10 HP)	DHWP

0012	COLUMBIA HALL (OLD SCHOOL OF MEDICINE)	PUMP - ELECTRIC (<=10 HP)	HHWP-4A
0012	COLUMBIA HALL (OLD SCHOOL OF MEDICINE)	PUMP - ELECTRIC (<=10 HP)	HHWP-4
0012	COLUMBIA HALL (OLD SCHOOL OF MEDICINE)	CONDENSATE RECEIVER, ELECTRIC, 2 PUMPS	CONDR1
0012	COLUMBIA HALL (OLD SCHOOL OF MEDICINE)	EXPANSION TANK, DIAPHRAGM (25-44 GAL)	ET-4
0012	COLUMBIA HALL (OLD SCHOOL OF MEDICINE)	EXPANSION TANK, DIAPHRAGM (45-69 GAL)	ET-5
0012	COLUMBIA HALL (OLD SCHOOL OF MEDICINE)	EXPANSION TANK, DIAPHRAGM (250-550 GAL)	ET-8 (HORIZONTAL)
0012	COLUMBIA HALL (OLD SCHOOL OF MEDICINE)	EXPANSION TANK, DIAPHRAGM (250-550 GAL)	ET-3
0012	COLUMBIA HALL (OLD SCHOOL OF MEDICINE)	PACKAGE HVAC UNIT, DX, GAS OR ELECTRIC HEAT, SINGLE-ZONE (9-35 TON)	HP-104
0012	COLUMBIA HALL (OLD SCHOOL OF MEDICINE)	PACKAGE HVAC UNIT, DX, GAS OR ELECTRIC HEAT, SINGLE-ZONE (9-35 TON)	HP-8
0012	COLUMBIA HALL (OLD SCHOOL OF MEDICINE)	PACKAGE HVAC UNIT, DX, GAS OR ELECTRIC HEAT, SINGLE-ZONE (9-35 TON)	HP-9
0012	COLUMBIA HALL (OLD SCHOOL OF MEDICINE)	PACKAGE HVAC UNIT, DX, GAS OR ELECTRIC HEAT, SINGLE-ZONE (9-35 TON)	HP-10
0012	COLUMBIA HALL (OLD SCHOOL OF MEDICINE)	AIR COMPRESSOR SYSTEM - HVAC CONTROLS (<=6 TOTAL HP)	CAC1
0012	COLUMBIA HALL (OLD SCHOOL OF MEDICINE)	AIR COMPRESSOR SYSTEM - HVAC CONTROLS (7-10 TOTAL HP)	CAC2
0012	COLUMBIA HALL (OLD SCHOOL OF MEDICINE)	HVAC CONTROLS - TERMINAL ASSEMBLIES - LABORATORY, WET	
0012	COLUMBIA HALL (OLD SCHOOL OF MEDICINE)	HVAC CONTROLS - TERMINAL ASSEMBLIES - OFFICE	
0012	COLUMBIA HALL (OLD SCHOOL OF MEDICINE)	HVAC CONTROLS - FIELD PANELS/OPS SOFTWARE - LABORATORY	
0012	COLUMBIA HALL (OLD SCHOOL OF MEDICINE)	HVAC CONTROLS - FIELD PANELS/OPS SOFTWARE - OFFICE	
0012	COLUMBIA HALL (OLD SCHOOL OF MEDICINE)	HVAC CONTROLS - MAJOR INSTRUMENTATION - LABORATORY	
0012	COLUMBIA HALL (OLD SCHOOL OF MEDICINE)	HVAC CONTROLS - MAJOR INSTRUMENTATION - OFFICE	
0012	COLUMBIA HALL (OLD SCHOOL OF MEDICINE)	FIRE PUMP - ELECTRIC, 500 GPM, 3" ID (15-65 HP)	INCLUDES JOCKEY PUMP
0012	COLUMBIA HALL (OLD SCHOOL OF MEDICINE)	FIRE ALARM SYSTEM - DEVICES	MID-90S
0012	COLUMBIA HALL (OLD SCHOOL OF MEDICINE)	MOTOR CONTROL CENTER VERTICAL SECTION, 600V (400-600A) W/STARTERS	MCC2
0012	COLUMBIA HALL (OLD SCHOOL OF MEDICINE)	MOTOR CONTROL CENTER VERTICAL SECTION, 600V (400-600A) W/STARTERS	MCC11
0012	COLUMBIA HALL (OLD SCHOOL OF MEDICINE)	ELECTRICAL DISTRIBUTION NETWORK - OFFICE	ORIGINAL
0012	COLUMBIA HALL (OLD SCHOOL OF MEDICINE)	MAIN SWITCHBOARD W/BREAKERS (800-1200 AMP)	DSB-1
0012	COLUMBIA HALL (OLD SCHOOL OF MEDICINE)	MAIN SWITCHBOARD W/BREAKERS (1600-2500 AMP)	MSB-2
0012	COLUMBIA HALL (OLD SCHOOL OF MEDICINE)	MAIN SWITCHBOARD W/BREAKERS (>2500 AMP)	MSB-1
0012	COLUMBIA HALL (OLD SCHOOL OF MEDICINE)	VARIABLE FREQUENCY DRIVE (5-7.5 HP)	LAB, TUNNEL EF
0012	COLUMBIA HALL (OLD SCHOOL OF MEDICINE)	VARIABLE FREQUENCY DRIVE (10-15 HP)	CT #3 FAN
0012	COLUMBIA HALL (OLD SCHOOL OF MEDICINE)	VARIABLE FREQUENCY DRIVE (20-25 HP)	HP-2 CONV 3)
0012	COLUMBIA HALL (OLD SCHOOL OF MEDICINE)	VARIABLE FREQUENCY DRIVE (30-40 HP)	FC2-F2 MID W CT FAN
0012	COLUMBIA HALL (OLD SCHOOL OF MEDICINE)	VARIABLE FREQUENCY DRIVE (30-40 HP)	FC2-F3 MID E CT FAN
0012	COLUMBIA HALL (OLD SCHOOL OF MEDICINE)	VARIABLE FREQUENCY DRIVE (30-40 HP)	EA-103

0012	COLUMBIA HALL (OLD SCHOOL OF MEDICINE)	VARIABLE FREQUENCY DRIVE (30-40 HP)	EF-1
0012	COLUMBIA HALL (OLD SCHOOL OF MEDICINE)	VARIABLE FREQUENCY DRIVE (30-40 HP)	EF-2
0012	COLUMBIA HALL (OLD SCHOOL OF MEDICINE)	VARIABLE FREQUENCY DRIVE (40-50 HP)	P-1 (CW)
0012	COLUMBIA HALL (OLD SCHOOL OF MEDICINE)	VARIABLE FREQUENCY DRIVE (40-50 HP)	P-1A (CW)
0012	COLUMBIA HALL (OLD SCHOOL OF MEDICINE)	VARIABLE FREQUENCY DRIVE (40-50 HP)	P-4A (HW)
0012	COLUMBIA HALL (OLD SCHOOL OF MEDICINE)	VARIABLE FREQUENCY DRIVE (40-50 HP)	P-4 (HW)
0012	COLUMBIA HALL (OLD SCHOOL OF MEDICINE)	VARIABLE FREQUENCY DRIVE (40-50 HP)	FC1-F1 E. CT FAN
0012	COLUMBIA HALL (OLD SCHOOL OF MEDICINE)	VARIABLE FREQUENCY DRIVE (40-50 HP)	FC1-F2 W. CT FAN
0012	COLUMBIA HALL (OLD SCHOOL OF MEDICINE)	VARIABLE FREQUENCY DRIVE (40-50 HP)	FC2-F1 W CT FAN
0012	COLUMBIA HALL (OLD SCHOOL OF MEDICINE)	VARIABLE FREQUENCY DRIVE (50-75 HP)	AHU-101
0012	COLUMBIA HALL (OLD SCHOOL OF MEDICINE)	VARIABLE FREQUENCY DRIVE (50-75 HP)	AHU-102A
0012	COLUMBIA HALL (OLD SCHOOL OF MEDICINE)	VARIABLE FREQUENCY DRIVE (50-75 HP)	AHU-102B
0012	COLUMBIA HALL (OLD SCHOOL OF MEDICINE)	COM EXTERIOR BOLLARD LIGHTING	BOLLARD
0012	COLUMBIA HALL (OLD SCHOOL OF MEDICINE)	LIGHTING SYSTEM, INTERIOR - LABORATORY, WET	T8/T12
0012	COLUMBIA HALL (OLD SCHOOL OF MEDICINE)	LIGHTING SYSTEM, INTERIOR - OFFICE	T8/T12
0012	COLUMBIA HALL (OLD SCHOOL OF MEDICINE)	GENERATOR - DIESEL (>500 KW)	EMG
0012	COLUMBIA HALL (OLD SCHOOL OF MEDICINE)	SWITCH - AUTO TRANSFER, 480 V (>400 AMP)	ATS1
0012	COLUMBIA HALL (OLD SCHOOL OF MEDICINE)	WALK-IN REFRIGERATOR OR FREEZER STRUCTURE	CLR3
0012	COLUMBIA HALL (OLD SCHOOL OF MEDICINE)	REFRIGERATION SYSTEM - WALK-IN, 2 EVAP FANS, 6700 BTUH, CONDENSER	CLR3
0012	COLUMBIA HALL (OLD SCHOOL OF MEDICINE)	REFRIGERATION SYSTEM - WALK-IN, 3 EVAP FANS, 10000 BTUH, CONDENSER	CLR1
0012	COLUMBIA HALL (OLD SCHOOL OF MEDICINE)	REFRIGERATION SYSTEM - WALK-IN, 3 EVAP FANS, 10000 BTUH, CONDENSER	CLR2
0012	COLUMBIA HALL (OLD SCHOOL OF MEDICINE)	REFRIGERATION SYSTEM - WALK-IN, 3 EVAP FANS, 10000 BTUH, CONDENSER	CLR5
0012	COLUMBIA HALL (OLD SCHOOL OF MEDICINE)	REFRIGERATION SYSTEM - WALK-IN, 3 EVAP FANS, 10000 BTUH, CONDENSER	CLR6
0012	COLUMBIA HALL (OLD SCHOOL OF MEDICINE)	REFRIGERATION SYSTEM - WALK-IN, 3 EVAP FANS, 10000 BTUH, CONDENSER	CLR7
0012	COLUMBIA HALL (OLD SCHOOL OF MEDICINE)	REFRIGERATION SYSTEM - WALK-IN, 3 EVAP FANS, 10000 BTUH, CONDENSER	CLR4
0012	COLUMBIA HALL (OLD SCHOOL OF MEDICINE)	ROOF - 1-PLY, UNBALLASTED	EPDM
0012	COLUMBIA HALL (OLD SCHOOL OF MEDICINE)	FAN - AXIAL, RETURN, 1.5" SP (>20 HP) 38,500 CFM	EA-103
0012	COLUMBIA HALL (OLD SCHOOL OF MEDICINE)	FAN - AXIAL, RETURN, 1.5" SP (>20 HP) 38,500 CFM	EA-104
0012	COLUMBIA HALL (OLD SCHOOL OF MEDICINE)	GREYWATER SUMP PUMP -SUBMERSIBLE PUMP (<0.5HP)	SUMP2
0012	COLUMBIA HALL (OLD SCHOOL OF MEDICINE)	GREYWATER SUMP PUMP -SUBMERSIBLE PUMP (<0.5HP)	SUMP3
0012	COLUMBIA HALL (OLD SCHOOL OF MEDICINE)	GREYWATER SUMP PUMP -SUBMERSIBLE PUMP (<0.5HP)	SUMP4
0012	COLUMBIA HALL (OLD SCHOOL OF MEDICINE)	MAIN SWITCHBOARD W/BREAKERS (>2500 AMP)	MSB4
0012	COLUMBIA HALL (OLD SCHOOL OF MEDICINE)	WALL, EXTERIOR, TILT-UP OR PRECAST CONCRETE PANELS - RESTORE NATURAL FINISH	

0012	COLUMBIA HALL (OLD SCHOOL OF MEDICINE)	WALL, EXTERIOR, TILT-UP OR PRECAST CONCRETE PANELS - RESTORE NATURAL FINISH	
0012	COLUMBIA HALL (OLD SCHOOL OF MEDICINE)	DOOR AND FRAME, EXTERIOR, SWINGING, ALUMINUM AND GLASS	
0012	COLUMBIA HALL (OLD SCHOOL OF MEDICINE)	DOOR AND FRAME, EXTERIOR, SWINGING, ALUMINUM AND GLASS	
0012	COLUMBIA HALL (OLD SCHOOL OF MEDICINE)	DOOR, EXTERIOR, OVERHEAD ROLLING METAL, LOCK	
0012	COLUMBIA HALL (OLD SCHOOL OF MEDICINE)	CASEWORK - LABORATORY, INCLUDES REAGENT SHELF AND TOP	
0012	COLUMBIA HALL (OLD SCHOOL OF MEDICINE)	WALL FINISH - APPLIED, STANDARD	
0012	COLUMBIA HALL (OLD SCHOOL OF MEDICINE)	WALL FINISH - TILE, CERAMIC / STONE, STANDARD	
0012	COLUMBIA HALL (OLD SCHOOL OF MEDICINE)	FLOORING - CARPET, TILE OR ROLL, STANDARD	
0012	COLUMBIA HALL (OLD SCHOOL OF MEDICINE)	FLOORING - VINYL COMPOSITION TILE, STANDARD	
0012	COLUMBIA HALL (OLD SCHOOL OF MEDICINE)	FLOORING - VINYL COMPOSITION TILE, STANDARD	
0012	COLUMBIA HALL (OLD SCHOOL OF MEDICINE)	FLOORING - TILE, CERAMIC / STONE / QUARRY STANDARD	
0012	COLUMBIA HALL (OLD SCHOOL OF MEDICINE)	INTERIOR STAIR TREAD AND LANDING FINISH	TERRAZZO
0012	COLUMBIA HALL (OLD SCHOOL OF MEDICINE)	INTERIOR STAIR TREAD AND LANDING FINISH	TERRAZZO
0012	COLUMBIA HALL (OLD SCHOOL OF MEDICINE)	INTERIOR STAIR TREAD AND LANDING FINISH	TERRAZZO
0012	COLUMBIA HALL (OLD SCHOOL OF MEDICINE)	INTERIOR STAIR TREAD AND LANDING FINISH	TERRAZZO
0012	COLUMBIA HALL (OLD SCHOOL OF MEDICINE)	CEILING FINISH - SUSPENDED ACOUSTICAL TILE, STANDARD	
0012	COLUMBIA HALL (OLD SCHOOL OF MEDICINE)	EXPANSION TANK, STL PT (50-450 GAL)	ET-1
0012	COLUMBIA HALL (OLD SCHOOL OF MEDICINE)	WATER HEATER - SHELL & TUBE (<=45 GPM)	DHW-1
0012	COLUMBIA HALL (OLD SCHOOL OF MEDICINE)	CHILLER - WATER-COOLED CENTRIFUGAL OR SCREW (550-1000 TONS)	CH-1
0012	COLUMBIA HALL (OLD SCHOOL OF MEDICINE)	CHILLER - WATER-COOLED CENTRIFUGAL OR SCREW (550-1000 TONS)	CH-2
0012	COLUMBIA HALL (OLD SCHOOL OF MEDICINE)	COOLING TOWER (>701 TONS)	CT-2 (CHILLERS 1 & 2)
0012	COLUMBIA HALL (OLD SCHOOL OF MEDICINE)	HOOD, KITCHEN, COMMERCIAL WITH FIRE SUPPRESSION	KEF
0012	COLUMBIA HALL (OLD SCHOOL OF MEDICINE)	HOOD, KITCHEN, COMMERCIAL WITH FIRE SUPPRESSION	KEF
0012	COLUMBIA HALL (OLD SCHOOL OF MEDICINE)	HOOD, KITCHEN, COMMERCIAL WITH FIRE SUPPRESSION	KEF
0012	COLUMBIA HALL (OLD SCHOOL OF MEDICINE)	WALL, EXTERIOR, PANEL JOINT RESTORATION	
0012	COLUMBIA HALL (OLD SCHOOL OF MEDICINE)	DOOR OPERATOR, POWER-ASSIST	
0012	COLUMBIA HALL (OLD SCHOOL OF MEDICINE)	DOOR OPERATOR, POWER-ASSIST	
0012	COLUMBIA HALL (OLD SCHOOL OF MEDICINE)	DOOR LOCK, COMMERCIAL-GRADE	
0012	COLUMBIA HALL (OLD SCHOOL OF MEDICINE)	DOOR PANIC HARDWARE	
0012	COLUMBIA HALL (OLD SCHOOL OF MEDICINE)	AIR HANDLING UNIT - OUTDOOR PACKAGE (13-17 HP)	AHU-1
0012	COLUMBIA HALL (OLD SCHOOL OF MEDICINE)	PUMP - ELECTRIC (<=10 HP)	P-1 (CONV 2)
0012	COLUMBIA HALL (OLD SCHOOL OF MEDICINE)	PUMP - ELECTRIC (<=10 HP)	P-2 (CONV 2)
0012	COLUMBIA HALL (OLD SCHOOL OF MEDICINE)	INTERIOR STAIR TREAD AND LANDING FINISH	CARPET

0012	COLUMBIA HALL (OLD SCHOOL OF MEDICINE)	COOLING TOWER (>701 TONS)	CT-1 (CHILLERS 1 & 2)
0012	COLUMBIA HALL (OLD SCHOOL OF MEDICINE)	AIR HANDLING UNIT - INDOOR (64-88 HP)	AHU-101
0012	COLUMBIA HALL (OLD SCHOOL OF MEDICINE)	AIR HANDLING UNIT - INDOOR (64-88 HP)	AHU-102
0012	COLUMBIA HALL (OLD SCHOOL OF MEDICINE)	AIR HANDLING UNIT - INDOOR (64-88 HP)	AHU-103
0012	COLUMBIA HALL (OLD SCHOOL OF MEDICINE)	PUMP - ELECTRIC (<=10 HP)	P-6
0012	COLUMBIA HALL (OLD SCHOOL OF MEDICINE)	CONDENSATE RECEIVER, ELECTRIC, 2 PUMPS	CONDR5
0012	COLUMBIA HALL (OLD SCHOOL OF MEDICINE)	EXPANSION TANK, DIAPHRAGM (<25 GAL)	ET-1
0012	COLUMBIA HALL (OLD SCHOOL OF MEDICINE)	EXPANSION TANK, DIAPHRAGM (<25 GAL)	ET-2
0012	COLUMBIA HALL (OLD SCHOOL OF MEDICINE)	HVAC CONTROLS - FIELD PANELS/OPS SOFTWARE - OFFICE	LAST 5 YEARS
0012	COLUMBIA HALL (OLD SCHOOL OF MEDICINE)	HVAC CONTROLS - MAJOR INSTRUMENTATION - OFFICE	LAST 5 YEARS
0012	COLUMBIA HALL (OLD SCHOOL OF MEDICINE)	VARIABLE FREQUENCY DRIVE (10-15 HP)	LAB, TUNNEL SF
0012	COLUMBIA HALL (OLD SCHOOL OF MEDICINE)	UNIT HEATER, STEAM/HYDRONIC STD (TO 250 MBH)	HUH
0012	COLUMBIA HALL (OLD SCHOOL OF MEDICINE)	AIR HANDLING UNIT - INDOOR (13-17 HP)	AUH-1 (MED LIBRARY)
0012	COLUMBIA HALL (OLD SCHOOL OF MEDICINE)	PUMP - ELECTRIC (<=10 HP)	P-5
0012	COLUMBIA HALL (OLD SCHOOL OF MEDICINE)	PUMP - ELECTRIC (<=10 HP)	P-5A
0012	COLUMBIA HALL (OLD SCHOOL OF MEDICINE)	PUMP - ELECTRIC (10 - 15 HP)	P-2
0012	COLUMBIA HALL (OLD SCHOOL OF MEDICINE)	PUMP - ELECTRIC (10 - 15 HP)	P-2A
0012	COLUMBIA HALL (OLD SCHOOL OF MEDICINE)	PUMP - ELECTRIC (10 - 15 HP)	P-2B
0012	COLUMBIA HALL (OLD SCHOOL OF MEDICINE)	PUMP - ELECTRIC (20 - 25 HP)	P-2C
0012	COLUMBIA HALL (OLD SCHOOL OF MEDICINE)	PUMP - ELECTRIC (20 - 25 HP)	P-3
0012	COLUMBIA HALL (OLD SCHOOL OF MEDICINE)	PUMP - ELECTRIC (20 - 25 HP)	P-3A
0012	COLUMBIA HALL (OLD SCHOOL OF MEDICINE)	PUMP - ELECTRIC (20 - 25 HP)	P-3B
0012	COLUMBIA HALL (OLD SCHOOL OF MEDICINE)	PUMP - ELECTRIC (20 - 25 HP)	HP-1 (CONV 3)
0012	COLUMBIA HALL (OLD SCHOOL OF MEDICINE)	PUMP - ELECTRIC (20 - 25 HP)	HP-2 CONV 3)
0012	COLUMBIA HALL (OLD SCHOOL OF MEDICINE)	PUMP - ELECTRIC (25 - 30 HP)	P-3C
0012	COLUMBIA HALL (OLD SCHOOL OF MEDICINE)	PUMP - ELECTRIC (40 - 50 HP)	P-1
0012	COLUMBIA HALL (OLD SCHOOL OF MEDICINE)	PUMP - ELECTRIC (40 - 50 HP)	P-1A
0012	COLUMBIA HALL (OLD SCHOOL OF MEDICINE)	PUMP - ELECTRIC (40 - 50 HP)	P-1B
0012	COLUMBIA HALL (OLD SCHOOL OF MEDICINE)	PUMP - ELECTRIC (40 - 50 HP)	P-4A
0012	COLUMBIA HALL (OLD SCHOOL OF MEDICINE)	PUMP - ELECTRIC (40 - 50 HP)	P-4
0012	COLUMBIA HALL (OLD SCHOOL OF MEDICINE)	EXPANSION TANK, DIAPHRAGM (45-69 GAL)	ET-6
0012	COLUMBIA HALL (OLD SCHOOL OF MEDICINE)	EXPANSION TANK, DIAPHRAGM (100-249 GAL)	ET-7
0012	COLUMBIA HALL (OLD SCHOOL OF MEDICINE)	MOTOR CONTROL CENTER VERTICAL SECTION, 600V (<=400A) W/STARTERS	MCC-1

0012	COLUMBIA HALL (OLD SCHOOL OF MEDICINE)	MOTOR CONTROL CENTER VERTICAL SECTION, 600V (<=400A) W/STARTERS	MCC-2
0012	COLUMBIA HALL (OLD SCHOOL OF MEDICINE)	MOTOR CONTROL CENTER VERTICAL SECTION, 600V (<=400A) W/STARTERS	MCC-3
0012	COLUMBIA HALL (OLD SCHOOL OF MEDICINE)	MOTOR CONTROL CENTER VERTICAL SECTION, 600V (600-800A) W/STARTERS	MCC-1
0012	COLUMBIA HALL (OLD SCHOOL OF MEDICINE)	MOTOR CONTROL CENTER VERTICAL SECTION, 600V (600-800A) W/STARTERS	MCC-2
0012	COLUMBIA HALL (OLD SCHOOL OF MEDICINE)	SWGR SYNCHRONOUS LOAD TRANSFER SYSTEM	SYN LOAD CENTER
0012	COLUMBIA HALL (OLD SCHOOL OF MEDICINE)	VARIABLE FREQUENCY DRIVE (20-25 HP)	HP-1 (CONV 3)
0012	COLUMBIA HALL (OLD SCHOOL OF MEDICINE)	VARIABLE FREQUENCY DRIVE (30-40 HP)	EA-104
0012	COLUMBIA HALL (OLD SCHOOL OF MEDICINE)	SWITCH - AUTO TRANSFER, 480 V (>400 AMP)	ATS
0012	COLUMBIA HALL (OLD SCHOOL OF MEDICINE)	DOOR AND FRAME, EXTERIOR, SWINGING, HOLLOW METAL	
0012	COLUMBIA HALL (OLD SCHOOL OF MEDICINE)	WALL FINISH - APPLIED, STANDARD	
0012	COLUMBIA HALL (OLD SCHOOL OF MEDICINE)	FLOORING - CARPET, TILE OR ROLL, STANDARD	
0012	COLUMBIA HALL (OLD SCHOOL OF MEDICINE)	PLUMBING FIXTURE - LAVATORY, COUNTER	
0012	COLUMBIA HALL (OLD SCHOOL OF MEDICINE)	PLUMBING FIXTURE - LAVATORY, COUNTER	
0012	COLUMBIA HALL (OLD SCHOOL OF MEDICINE)	PLUMBING FIXTURE - LAVATORY, WALL HUNG	
0012	COLUMBIA HALL (OLD SCHOOL OF MEDICINE)	PLUMBING FIXTURE - SINK, KITCHEN	
0012	COLUMBIA HALL (OLD SCHOOL OF MEDICINE)	PLUMBING FIXTURE - SINK, KITCHEN	
0012	COLUMBIA HALL (OLD SCHOOL OF MEDICINE)	PLUMBING FIXTURE - SINK, SERVICE/LAUNDRY/UTILITY	
0012	COLUMBIA HALL (OLD SCHOOL OF MEDICINE)	PLUMBING FIXTURE - SINK, SERVICE/LAUNDRY/UTILITY	
0012	COLUMBIA HALL (OLD SCHOOL OF MEDICINE)	PLUMBING FIXTURE - URINAL	
0012	COLUMBIA HALL (OLD SCHOOL OF MEDICINE)	PLUMBING FIXTURE - URINAL	
0012	COLUMBIA HALL (OLD SCHOOL OF MEDICINE)	PLUMBING FIXTURE - WATER CLOSET, TANKLESS	
0012	COLUMBIA HALL (OLD SCHOOL OF MEDICINE)	PLUMBING FIXTURE - WATER CLOSET, TANKLESS	
0012	COLUMBIA HALL (OLD SCHOOL OF MEDICINE)	PLUMBING FIXTURE - EMERGENCY SHOWER	
0012	COLUMBIA HALL (OLD SCHOOL OF MEDICINE)	PLUMBING FIXTURE - EMERGENCY EYEWASH	
0012	COLUMBIA HALL (OLD SCHOOL OF MEDICINE)	PLUMBING FIXTURE - EMERGENCY COMBINATION SHOWER/EYEWASH	
0012	COLUMBIA HALL (OLD SCHOOL OF MEDICINE)	SUPPLY PIPING SYSTEM - LABORATORY, WET	MID-905
0012	COLUMBIA HALL (OLD SCHOOL OF MEDICINE)	SUPPLY PIPING SYSTEM - OFFICE	MID-905
0012	COLUMBIA HALL (OLD SCHOOL OF MEDICINE)	FIRE ALARM SYSTEM - DEVICES	AGENT SYSTEM
0012	COLUMBIA HALL (OLD SCHOOL OF MEDICINE)	FIRE ALARM PANEL, DIALER, BATTERY, & CHARGER UP TO 50 POINTS	FACP
0012	COLUMBIA HALL (OLD SCHOOL OF MEDICINE)	FUEL TANK, ABOVE GROUND (<1,250 GAL)	FOT DAY TANK
0012	COLUMBIA HALL (OLD SCHOOL OF MEDICINE)	WALK-IN REFRIGERATOR OR FREEZER STRUCTURE	CLR4
0012	COLUMBIA HALL (OLD SCHOOL OF MEDICINE)	WALK-IN REFRIGERATOR OR FREEZER STRUCTURE	CLR5
0012	COLUMBIA HALL (OLD SCHOOL OF MEDICINE)	WALK-IN REFRIGERATOR OR FREEZER STRUCTURE	CLR6

0012	COLUMBIA HALL (OLD SCHOOL OF MEDICINE)	WALK-IN REFRIGERATOR OR FREEZER STRUCTURE	CLR1
0012	COLUMBIA HALL (OLD SCHOOL OF MEDICINE)	WALK-IN REFRIGERATOR OR FREEZER STRUCTURE	CLR2
0012	COLUMBIA HALL (OLD SCHOOL OF MEDICINE)	ROOF - 1-PLY, BALLASTED	EPDM
0012	COLUMBIA HALL (OLD SCHOOL OF MEDICINE)	CONDENSATE RECEIVER, ELECTRIC, 2 PUMPS	CONDR2
0012	COLUMBIA HALL (OLD SCHOOL OF MEDICINE)	CONDENSATE RECEIVER, ELECTRIC, 2 PUMPS	CONDR3
0012	COLUMBIA HALL (OLD SCHOOL OF MEDICINE)	CONDENSATE RECEIVER, ELECTRIC, 2 PUMPS	CONDR4
0012	COLUMBIA HALL (OLD SCHOOL OF MEDICINE)	VARIABLE FREQUENCY DRIVE (30-40 HP)	EF-4
0012	COLUMBIA HALL (OLD SCHOOL OF MEDICINE)	VARIABLE FREQUENCY DRIVE (40-50 HP)	P-1B (CW)
0013	LAW BUILDING	ELEVATOR MODERNIZATION - HYDRAULIC 2-5 FLOORS	ELEV 1
0013	LAW BUILDING	ELEVATOR MODERNIZATION - HYDRAULIC 2-5 FLOORS	ELEV 2
0013	LAW BUILDING	UNIT HEATER, STEAM/HYDRONIC STD (TO 250 MBH)	HUH
0013	LAW BUILDING	UNIT HEATER, STEAM/HYDRONIC STD (TO 250 MBH)	HUH1
0013	LAW BUILDING	UNIT HEATER, STEAM/HYDRONIC STD (TO 250 MBH)	HUH2
0013	LAW BUILDING	UNIT HEATER, STEAM/HYDRONIC STD (TO 250 MBH)	HUH3
0013	LAW BUILDING	FAN - INLINE CENTRIFUGAL AIRFOIL, SUPPLY, 2.5" SP (<=30 HP)	IF-3
0013	LAW BUILDING	HEAT EXCHANGER - SHELL & TUBE STEAM TO WATER (>85 GPM)	HX-2
0013	LAW BUILDING	PRESSURE REDUCING VALVE, STEAM SYSTEM (3")	PRV-1
0013	LAW BUILDING	CONDENSATE RECEIVER, ELECTRIC, 2 PUMPS	CNDR12
0013	LAW BUILDING	CONDENSATE RECEIVER, ELECTRIC, 2 PUMPS	CNDR1
0013	LAW BUILDING	EXPANSION TANK, STL PT (50-450 GAL)	ET-2
0013	LAW BUILDING	VARIABLE FREQUENCY DRIVE (<=5 HP)	REHEAT P-1
0013	LAW BUILDING	VARIABLE FREQUENCY DRIVE (<=5 HP)	RAD P-3
0013	LAW BUILDING	RES EXTERIOR BLDG MT DECO OR FLOOD LIGHTING	70S FIXTURE
0013	LAW BUILDING	COM EXTERIOR POLE ONLY - SHORT (<=20 FT, POLE, 2 ARMS)	70S FIXTURE
0013	LAW BUILDING	COM EXTERIOR POLE ARM FIXTURE STD (LPS, HPS, MH) NO POLE OR ARM	70S FIXTURE
0013	LAW BUILDING	LIGHTING SYSTEM, INTERIOR - CLASSROOM	AGED FIXTURES
0013	LAW BUILDING	GLASS, WINDOW, ALUMINUM OR WOOD, STANDARD	
0013	LAW BUILDING	GLASS, WINDOW, ALUMINUM OR WOOD, STANDARD	
0013	LAW BUILDING	DOOR AND FRAME, EXTERIOR, SWINGING, HOLLOW METAL	
0013	LAW BUILDING	DOOR AND FRAME, EXTERIOR, SWINGING, HOLLOW METAL	
0013	LAW BUILDING	DOOR AND FRAME, EXTERIOR, SWINGING, HARDWOOD CUSTOM	
0013	LAW BUILDING	DOOR AND FRAME, INTERIOR, NON-RATED	
0013	LAW BUILDING	DOOR AND FRAME, INTERIOR, FIRE-RATED	
0013	LAW BUILDING	CASEWORK - WOOD BASE AND WALL, TOP, STANDARD	
0013	LAW BUILDING	SUPPLY PIPING SYSTEM - CLASSROOM	
0013	LAW BUILDING	SUPPLY PIPING SYSTEM - LIBRARY	
0013	LAW BUILDING	DRAIN PIPING SYSTEM - CLASSROOM	
0013	LAW BUILDING	DRAIN PIPING SYSTEM - LIBRARY	
0013	LAW BUILDING	ELECTRICAL DISTRIBUTION NETWORK - LIBRARY	
0013	LAW BUILDING	VARIABLE FREQUENCY DRIVE (<=5 HP)	REHEAT P-2
0013	LAW BUILDING	EXTERIOR DOOR OR WINDOW APPLIED FINISH	
0013	LAW BUILDING	HVAC CONTROLS - FIELD PANELS/OPS SOFTWARE - CLASSROOM	
0013	LAW BUILDING	HVAC CONTROLS - FIELD PANELS/OPS SOFTWARE - LIBRARY	
0013	LAW BUILDING	HVAC CONTROLS - MAJOR INSTRUMENTATION - CLASSROOM	



0013	LAW BUILDING	HVAC CONTROLS - MAJOR INSTRUMENTATION - LIBRARY	
0013	LAW BUILDING	DOOR LOCK, COMMERCIAL-GRADE, EXTERIOR	
0013	LAW BUILDING	DOOR PANIC HARDWARE, EXTERIOR	
0013	LAW BUILDING	DOOR PANIC HARDWARE, EXTERIOR	
0013	LAW BUILDING	DOOR PANIC HARDWARE, EXTERIOR	
0013	LAW BUILDING	DOOR PANIC HARDWARE, EXTERIOR	
0013	LAW BUILDING	DOOR PANIC HARDWARE, EXTERIOR	
0013	LAW BUILDING	DOOR PANIC HARDWARE, EXTERIOR	
0013	LAW BUILDING	DOOR PANIC HARDWARE, EXTERIOR	
0013	LAW BUILDING	WALL FINISH - APPLIED, STANDARD	
0013	LAW BUILDING	FLOORING - CARPET, TILE OR ROLL, STANDARD	
0013	LAW BUILDING	FLOORING - CARPET, TILE OR ROLL, STANDARD	
0013	LAW BUILDING	FLOORING - CARPET, TILE OR ROLL, STANDARD	
0013	LAW BUILDING	PLUMBING FIXTURE - SINK, SERVICE/LAUNDRY/UTILITY	
0013	LAW BUILDING	HVAC DISTRIBUTION NETWORKS - LIBRARY	
0013	LAW BUILDING	VARIABLE FREQUENCY DRIVE (<=5 HP)	RAD P-4
0013	LAW BUILDING	VARIABLE FREQUENCY DRIVE (<=5 HP)	VFD-1 (BP)
0013	LAW BUILDING	VARIABLE FREQUENCY DRIVE (<=5 HP)	VFD-2 (BP)
0013	LAW BUILDING	VARIABLE FREQUENCY DRIVE (7.5-10 HP)	HWP-5
0013	LAW BUILDING	VARIABLE FREQUENCY DRIVE (7.5-10 HP)	HWP-6
0013	LAW BUILDING	VARIABLE FREQUENCY DRIVE (7.5-10 HP)	CWP-1
0013	LAW BUILDING	VARIABLE FREQUENCY DRIVE (7.5-10 HP)	CWP-2
0013	LAW BUILDING	VARIABLE FREQUENCY DRIVE (15-20 HP)	CWP-3
0013	LAW BUILDING	VARIABLE FREQUENCY DRIVE (15-20 HP)	CWP-4
0013	LAW BUILDING	PUMP - ELECTRIC (<=10 HP)	RAD P-4
0013	LAW BUILDING	WATER HEATER - RESIDENTIAL, ELECTRIC (46-100 GAL)	DWH-1
0013	LAW BUILDING	INTERIOR STAIR TREAD AND LANDING FINISH	
0013	LAW BUILDING	INTERIOR STAIR TREAD AND LANDING FINISH	
0013	LAW BUILDING	INTERIOR STAIR TREAD AND LANDING FINISH	
0013	LAW BUILDING	INTERIOR STAIR TREAD AND LANDING FINISH	
0013	LAW BUILDING	BACKFLOW PREVENTER (6-8 INCHES)	FIRE BFP
0013	LAW BUILDING	WATER HEATER - RESIDENTIAL, ELECTRIC (46-100 GAL)	DWH-2
0013	LAW BUILDING	GREYWATER SUMP PUMP -SUBMERSIBLE PUMP (<0.5HP)	SUMP
0014	GERSHMAN GRADUATE CENTER	COM EXTERIOR BLDG MT DECO LIGHTING (COACH, SCONCE, PEND, SOFFIT)	CEILING MTD
0014	GERSHMAN GRADUATE CENTER	DOOR AND FRAME, EXTERIOR, SWINGING, HARDWOOD CUSTOM	GLASS LITE
0014	GERSHMAN GRADUATE CENTER	DOOR AND FRAME, EXTERIOR, SWINGING, WOOD STANDARD	GLASS LITE, OUTER STORM DOOR
0014	GERSHMAN GRADUATE CENTER	DOOR AND FRAME, EXTERIOR, SWINGING, WOOD STANDARD	
0014	GERSHMAN GRADUATE CENTER	GLASS, WINDOW, ALUMINUM OR WOOD, STANDARD	SINGLE-PANE, OUTER STORM WINDOW
0014	GERSHMAN GRADUATE CENTER	FLOORING, WOOD STRIP, T&G FIR	PAINTED SURFACE
0014	GERSHMAN GRADUATE CENTER	FLOORING, APPLIED FINISH, SAND, PAINT OR STAIN	PAINTED SURFACE
0014	GERSHMAN GRADUATE CENTER	WATER HEATER - RESIDENTIAL, ELECTRIC (25-46 GAL)	DWH-1
0014	GERSHMAN GRADUATE CENTER	FIRE ALARM PANEL, DIALER, BATTERY, & CHARGER UP TO 50 POINTS	
0014	GERSHMAN GRADUATE CENTER	EXTERIOR DOOR OR WINDOW APPLIED FINISH	
0014	GERSHMAN GRADUATE CENTER	EXTERIOR TRIM APPLIED FINISH	
0015	CARNEGIE	GLASS, WINDOW, ALUMINUM OR WOOD, CUSTOM	WOOD DOUBLE HUNG

0015	CARNEGIE	DOOR AND FRAME, EXTERIOR, SWINGING, HOLLOW METAL	
0015	CARNEGIE	DOOR AND FRAME, EXTERIOR, SWINGING, HARDWOOD CUSTOM	WOODEN
0015	CARNEGIE	DOOR AND FRAME, EXTERIOR, SWINGING, WOOD STANDARD	WOODEN
0015	CARNEGIE	DOOR LOCK, RESIDENTIAL-GRADE, EXTERIOR	
0015	CARNEGIE	DOOR LOCK, RESIDENTIAL-GRADE, EXTERIOR	
0015	CARNEGIE	ROOF - BITUMINOUS, 2-PLY, SBS MODIFIED BITUMEN, MOP	ROOF 4
0015	CARNEGIE	ROOF - BITUMINOUS, 2-PLY, SBS MODIFIED BITUMEN, MOP	ROOF 5
0015	CARNEGIE	ROOF - BITUMINOUS, 2-PLY, SBS MODIFIED BITUMEN, MOP	ROOF 1 AND 2
0015	CARNEGIE	ROOF - TILE, CLAY, MISSION PAN AND CAP OR BARREL	ROOF 3
0015	CARNEGIE	DOOR AND FRAME, INTERIOR, NON-RATED	WOODEN
0015	CARNEGIE	DOOR LOCK, RESIDENTIAL-GRADE	WOODEN
0015	CARNEGIE	CASEWORK - WOOD BASE AND WALL, TOP, STANDARD	BASE CABINETRY
0015	CARNEGIE	WALL FINISH - APPLIED, STANDARD	PAINTED PLASTER
0015	CARNEGIE	FLOORING - CARPET, TILE OR ROLL, STANDARD	STANDARD ROLL
0015	CARNEGIE	FLOORING - CARPET, TILE OR ROLL, STANDARD	24 X 24 TILES
0015	CARNEGIE	FLOORING - VINYL SHEET, STANDARD	
0015	CARNEGIE	FLOORING - TILE, CERAMIC / STONE / QUARRY STANDARD	6 X 6 CERAMIC TILE
0015	CARNEGIE	FLOORING - TERRAZZO RESURFACE	MARBLE SLABS
0015	CARNEGIE	INTERIOR STAIR TREAD AND LANDING FINISH	
0015	CARNEGIE	INTERIOR STAIR TREAD AND LANDING FINISH	
0015	CARNEGIE	INTERIOR STAIR TREAD AND LANDING FINISH	
0015	CARNEGIE	CEILING FINISH - ATTACHED ACOUSTICAL TILE	12 X 12 TILES
0015	CARNEGIE	CEILING FINISH - APPLIED PAINT OR STAIN, STANDARD	PAINTED PLASTER
0015	CARNEGIE	PLUMBING FIXTURE - LAVATORY, WALL HUNG	
0015	CARNEGIE	PLUMBING FIXTURE - SINK, KITCHEN	
0015	CARNEGIE	PLUMBING FIXTURE - SINK, SERVICE/LAUNDRY/UTILITY	
0015	CARNEGIE	PLUMBING FIXTURE - WATER CLOSET, TANK-TYPE	
0015	CARNEGIE	HEAT EXCHANGER - SHELL & TUBE STEAM TO WATER (20-85 GPM)	HX-2
0015	CARNEGIE	HEAT EXCHANGER - SHELL & TUBE STEAM TO WATER (20-85 GPM)	HX-1
0015	CARNEGIE	EXPANSION TANK, DIAPHRAGM (<25 GAL)	ET-3
0015	CARNEGIE	EXPANSION TANK, DIAPHRAGM (25-44 GAL)	ET-1
0015	CARNEGIE	EXPANSION TANK, DIAPHRAGM (100-249 GAL)	ET-2
0015	CARNEGIE	PACKAGE HVAC UNIT, DX, GAS OR ELECTRIC HEAT, SINGLE-ZONE (5- 9 TON)	AHU-3
0015	CARNEGIE	COM EXTERIOR BLDG MT HI FLOOD LIGHTING (WALLPACK, WALLWASH)	WALLPACK HID
0015	CARNEGIE	COM EXTERIOR POLE ARM FIXTURE PREM (LED) NO POLE OR ARM	
0015	CARNEGIE	LIGHTING SYSTEM, INTERIOR - OFFICE	FLUORESCENT
0015	CARNEGIE	DOOR PANIC HARDWARE, EXTERIOR	
0015	CARNEGIE	HEAT PUMP, WATER-SOURCE	HP-1
0015	CARNEGIE	CONDENSATE RECEIVER, ELECTRIC, 2 PUMPS	CRT-1
0015	CARNEGIE	VARIABLE FREQUENCY DRIVE (<=5 HP)	P2-1
0015	CARNEGIE	VARIABLE FREQUENCY DRIVE (<=5 HP)	P2-2
0015	CARNEGIE	WATER HEATER - RESIDENTIAL, ELECTRIC (46-100 GAL)	HWH
0015	CARNEGIE	FAN - AXIAL, RETURN, 1.5" SP (<=3 HP) 9,200 CFM	SF-1
0015	CARNEGIE	CONDENSATE RECEIVER, ELECTRIC, 2 PUMPS	CRT-2
0015	CARNEGIE	HVAC CONTROLS - TERMINAL ASSEMBLIES - OFFICE	
0015	CARNEGIE	HVAC CONTROLS - FIELD PANELS/OPS SOFTWARE - OFFICE	

0015	CARNEGIE	HVAC CONTROLS - MAJOR INSTRUMENTATION - OFFICE	
0015	CARNEGIE	ELEVATOR MODERNIZATION - HYDRAULIC 2-5 FLOORS	EL-1
0015	CARNEGIE	AIR DRYER, REFRIGERATED (0-10 CFM)	AD-1
0015	CARNEGIE	FAN - CENTRIFUGAL ROOF EXHAUST, 1/4" SP (20"-22" DIAMETER)	EF
0015	CARNEGIE	AIR HANDLING UNIT - INDOOR (7-9 HP)	AHU -1
0015	CARNEGIE	PUMP - ELECTRIC (<=10 HP)	GLYCOL
0015	CARNEGIE	PUMP - ELECTRIC (<=10 HP)	HWP-1
0015	CARNEGIE	PUMP - ELECTRIC (<=10 HP)	HWP-2
0015	CARNEGIE	WATER TANK (25-54 GAL)	GLYCOL
0015	CARNEGIE	MAIN SWITCHBOARD W/BREAKERS (600-800 AMP)	SWBD
0015	CARNEGIE	PUMP - ELECTRIC (<=10 HP)	DHWP
0015	CARNEGIE	AIR COMPRESSOR SYSTEM - HVAC CONTROLS (<=6 TOTAL HP)	CAC-1
0015	CARNEGIE	FIRE ALARM SYSTEM - DEVICES	
0015	CARNEGIE	FIRE ALARM PANEL, DIALER, BATTERY, & CHARGER UP TO 200 POINTS	GAMEWELL
0015	CARNEGIE	VARIABLE FREQUENCY DRIVE (<=5 HP)	AHU-2
0015	CARNEGIE	GREYWATER SUMP PUMP -SUBMERSIBLE PUMP (<0.5HP)	SP-1
0015	CARNEGIE	AIR HANDLING UNIT - INDOOR (3.26-6 HP)	AHU-2
0015	CARNEGIE	AIR HANDLING UNIT - INDOOR (3.26-6 HP)	FAN COILS
0016	MERRIFIELD HALL	GLASS, WINDOW, ALUMINUM OR WOOD, STANDARD	SINGLE-PANE, WOOD FRAME
0016	MERRIFIELD HALL	DOOR AND FRAME, EXTERIOR, SWINGING, WOOD STANDARD	
0016	MERRIFIELD HALL	DOOR, EXTERIOR, SLIDING ENTRANCE SYSTEM, POWERED	
0016	MERRIFIELD HALL	DOOR LOCK, COMMERCIAL-GRADE, EXTERIOR	
0016	MERRIFIELD HALL	DOOR PANIC HARDWARE, EXTERIOR	
0016	MERRIFIELD HALL	ROOF - BITUMINOUS, 4-PLY, COAL TAR PITCH	
0016	MERRIFIELD HALL	WALL FINISH - APPLIED, STANDARD	
0016	MERRIFIELD HALL	FLOORING - CARPET, TILE OR ROLL, STANDARD	1985
0016	MERRIFIELD HALL	FLOORING - CARPET, TILE OR ROLL, STANDARD	2005
0016	MERRIFIELD HALL	FLOORING - FLUID APPLIED, EPOXY / ACRYLIC / POLYURETHANE	
0016	MERRIFIELD HALL	INTERIOR STAIR TREAD AND LANDING FINISH	
0016	MERRIFIELD HALL	INTERIOR STAIR TREAD AND LANDING FINISH	
0016	MERRIFIELD HALL	INTERIOR STAIR TREAD AND LANDING FINISH	
0016	MERRIFIELD HALL	INTERIOR STAIR TREAD AND LANDING FINISH	
0016	MERRIFIELD HALL	CEILING FINISH - SUSPENDED ACOUSTICAL TILE, STANDARD	1985
0016	MERRIFIELD HALL	CEILING FINISH - ATTACHED ACOUSTICAL TILE	1976
0016	MERRIFIELD HALL	ELEVATOR MODERNIZATION - HYDRAULIC 2-5 FLOORS	ELEV 1
0016	MERRIFIELD HALL	PLUMBING FIXTURE - LAVATORY, WALL HUNG	
0016	MERRIFIELD HALL	PLUMBING FIXTURE - LAVATORY, WALL HUNG	
0016	MERRIFIELD HALL	PLUMBING FIXTURE - SINK, SERVICE/LAUNDRY/UTILITY	
0016	MERRIFIELD HALL	PLUMBING FIXTURE - WATER CLOSET, TANKLESS	
0016	MERRIFIELD HALL	BACKFLOW PREVENTER (<=1 INCH)	DW BFP (NORTH)
0016	MERRIFIELD HALL	BACKFLOW PREVENTER (<=1 INCH)	DW BFP (SOUTH)
0016	MERRIFIELD HALL	SUPPLY PIPING SYSTEM - CLASSROOM	
0016	MERRIFIELD HALL	WATER HEATER - RESIDENTIAL, ELECTRIC (46-100 GAL)	DWH-1 (SOUTH)
0016	MERRIFIELD HALL	DRAIN PIPING SYSTEM - CLASSROOM	
0016	MERRIFIELD HALL	AIR HANDLING UNIT - INDOOR (3.26-6 HP)	FCUS
0016	MERRIFIELD HALL	AIR HANDLING UNIT - INDOOR (18-23 HP)	AHU-1

0016	MERRIFIELD HALL	AIR HANDLING UNIT - INDOOR (18-23 HP)	AHU-2
0016	MERRIFIELD HALL	HEAT PUMP, WATER-SOURCE	HP1
0016	MERRIFIELD HALL	HEAT PUMP, WATER-SOURCE	HP3
0016	MERRIFIELD HALL	FAN - UTILITY SET, 1/4" SP (.4-1.25 HP)	EF-1
0016	MERRIFIELD HALL	FAN - UTILITY SET, 1/4" SP (12-17 HP)	RE-1
0016	MERRIFIELD HALL	FAN - UTILITY SET, 1/4" SP (12-17 HP)	RE-2
0016	MERRIFIELD HALL	HVAC DISTRIBUTION NETWORKS - CLASSROOM	
0016	MERRIFIELD HALL	HEAT EXCHANGER - SHELL & TUBE STEAM TO WATER (20-85 GPM)	HX-2 (SOUTH)
0016	MERRIFIELD HALL	HEAT EXCHANGER - SHELL & TUBE STEAM TO WATER (>85 GPM)	HX-1 (NORTH)
0016	MERRIFIELD HALL	PUMP - ELECTRIC (<=10 HP)	HWP-1 (CUH NORTH)
0016	MERRIFIELD HALL	PUMP - ELECTRIC (<=10 HP)	HWP-2 (RAD NORTH)
0016	MERRIFIELD HALL	PUMP - ELECTRIC (<=10 HP)	HWP (REHEAT NORTH)
0016	MERRIFIELD HALL	PUMP - ELECTRIC (<=10 HP)	HWP (REHEAT SOUTH)
0016	MERRIFIELD HALL	PUMP - ELECTRIC (<=10 HP)	HWP (CUH SOUTH)
0016	MERRIFIELD HALL	CONDENSATE RECEIVER, ELECTRIC, 2 PUMPS	CONDR (NORTH)
0016	MERRIFIELD HALL	EXPANSION TANK, STL PT (27-49 GAL)	ET-1
0016	MERRIFIELD HALL	EXPANSION TANK, STL PT (27-49 GAL)	ET-2
0016	MERRIFIELD HALL	EXPANSION TANK, STL PT (27-49 GAL)	ET-3
0016	MERRIFIELD HALL	AIR COMPRESSOR SYSTEM - HVAC CONTROLS (<=6 TOTAL HP)	CAC1
0016	MERRIFIELD HALL	HVAC CONTROLS - TERMINAL ASSEMBLIES - CLASSROOM	
0016	MERRIFIELD HALL	HVAC CONTROLS - FIELD PANELS/OPS SOFTWARE - CLASSROOM	
0016	MERRIFIELD HALL	HVAC CONTROLS - MAJOR INSTRUMENTATION - CLASSROOM	
0016	MERRIFIELD HALL	ELECTRICAL DISTRIBUTION NETWORK - CLASSROOM	ORIGINAL
0016	MERRIFIELD HALL	MAIN SWITCHBOARD W/BREAKERS (1600-2500 AMP)	MAIN SOUTHEND TAP
0016	MERRIFIELD HALL	GENERATOR - NATURAL GAS OR GASOLINE (20-100 KW)	EMG
0016	MERRIFIELD HALL	SWITCH - AUTO TRANSFER, 208 OR 240 V (>100 AMP)	ATS
0016	MERRIFIELD HALL	UNINTERRUPTIBLE POWER SUPPLY (6-40 KVA)	UPS
0016	MERRIFIELD HALL	WATER HEATER - RESIDENTIAL, ELECTRIC (46-100 GAL)	DWH-2 (NORTH)
0016	MERRIFIELD HALL	DOOR AND FRAME, INTERIOR, NON-RATED	KNOB HDW
0016	MERRIFIELD HALL	FIRE ALARM SYSTEM - DEVICES	
0016	MERRIFIELD HALL	FIRE ALARM PANEL, DIALER, BATTERY, & CHARGER UP TO 700 POINTS	FACP
0016	MERRIFIELD HALL	VARIABLE FREQUENCY DRIVE (10-15 HP)	RE-1
0016	MERRIFIELD HALL	VARIABLE FREQUENCY DRIVE (10-15 HP)	RE-2
0016	MERRIFIELD HALL	VARIABLE FREQUENCY DRIVE (15-20 HP)	AHU-1 SF (NORTH)
0016	MERRIFIELD HALL	VARIABLE FREQUENCY DRIVE (15-20 HP)	AHU-2 SF (SOUTH)
0016	MERRIFIELD HALL	WALL FINISH - TILE, CERAMIC / STONE, PREMIUM	STONE PANELS
0016	MERRIFIELD HALL	FLOORING - VINYL COMPOSITION TILE, STANDARD	
0016	MERRIFIELD HALL	PLUMBING FIXTURE - LAVATORY, WALL HUNG	
0016	MERRIFIELD HALL	PLUMBING FIXTURE - URINAL	
0016	MERRIFIELD HALL	PLUMBING FIXTURE - WATER CLOSET, TANKLESS	
0016	MERRIFIELD HALL	FLOORING - TERRAZZO RESURFACE	
0016	MERRIFIELD HALL	FLOORING - TERRAZZO RESURFACE	
0016	MERRIFIELD HALL	COM EXTERIOR BLDG MT DECO LIGHTING (COACH, SCONCE, PEND, SOFFIT)	DEC SCONCES
0016	MERRIFIELD HALL	LIGHTING SYSTEM, INTERIOR - CLASSROOM	T-8

0016	MERRIFIELD HALL	OCCUPANCY SENSING AND TIMER LIGHTING CONTROL	OCC SENSORS
0016	MERRIFIELD HALL	DOOR AND FRAME, EXTERIOR, SWINGING, HARDWOOD CUSTOM	
0016	MERRIFIELD HALL	FLOORING - CARPET, TILE OR ROLL, STANDARD	2012
0016	MERRIFIELD HALL	CEILING FINISH - APPLIED PAINT OR STAIN, STANDARD	2005
0016	MERRIFIELD HALL	GLASS, WINDOW, ALUMINUM OR WOOD, STANDARD	DOUBLE-PANE, METAL FRAME
0016	MERRIFIELD HALL	GREYWATER SUMP PUMP -SUBMERSIBLE PUMP (<0.5HP)	SUMP1
0016	MERRIFIELD HALL	EVAPORATOR UNIT, NO HEAT (>3 TON)	HP-2
0016	MERRIFIELD HALL	CONDENSATE RECEIVER, ELECTRIC, 2 PUMPS	CONDR (SOUTH)
0017	BIOMEDICAL RESEARCH FACILITY	DOOR OPERATOR, OVERHEAD DOOR, COMMERCIAL, PADS	
0017	BIOMEDICAL RESEARCH FACILITY	DOOR LOCK, COMMERCIAL-GRADE	LABS
0017	BIOMEDICAL RESEARCH FACILITY	DOOR LOCK, COMMERCIAL-GRADE	OFFICE/SERVICE
0017	BIOMEDICAL RESEARCH FACILITY	DOOR LOCK, COMMERCIAL-GRADE	MECHANICAL ROOM
0017	BIOMEDICAL RESEARCH FACILITY	DOOR PANIC HARDWARE	CORRIDORS
0017	BIOMEDICAL RESEARCH FACILITY	DOOR PANIC HARDWARE	ENTRANCES
0017	BIOMEDICAL RESEARCH FACILITY	WALL FINISH - APPLIED, STANDARD	
0017	BIOMEDICAL RESEARCH FACILITY	FLOORING - CARPET, TILE OR ROLL, STANDARD	OFFICE
0017	BIOMEDICAL RESEARCH FACILITY	ELEVATOR CAB RENOVATION - PASSENGER	
0017	BIOMEDICAL RESEARCH FACILITY	BACKFLOW PREVENTER (3-4 INCHES)	FP
0017	BIOMEDICAL RESEARCH FACILITY	FAN - CENTRIFUGAL ROOF EXHAUST, 1/4" SP (25"-30" DIAMETER)	
0017	BIOMEDICAL RESEARCH FACILITY	FAN - CENTRIFUGAL ROOF EXHAUST, 1/4" SP (25"-30" DIAMETER)	
0017	BIOMEDICAL RESEARCH FACILITY	FAN - UTILITY SET, 1/4" SP (.4-1.25 HP)	EF3
0017	BIOMEDICAL RESEARCH FACILITY	FAN - UTILITY SET, 1/4" SP (.4-1.25 HP)	EF4
0017	BIOMEDICAL RESEARCH FACILITY	FAN - UTILITY SET, 1/4" SP (.4-1.25 HP)	EF1
0017	BIOMEDICAL RESEARCH FACILITY	FAN - UTILITY SET, 1/4" SP (.4-1.25 HP)	EF2
0017	BIOMEDICAL RESEARCH FACILITY	FAN - UTILITY SET, 1/4" SP (42-62 HP)	EXHFAN2
0017	BIOMEDICAL RESEARCH FACILITY	FAN - UTILITY SET, 1/4" SP (42-62 HP)	EXHFAN1
0017	BIOMEDICAL RESEARCH FACILITY	HOOD, FUME	
0017	BIOMEDICAL RESEARCH FACILITY	HEAT EXCHANGER - SHELL & TUBE STEAM TO WATER (>85 GPM)	HX1
0017	BIOMEDICAL RESEARCH FACILITY	HEAT EXCHANGER - SHELL & TUBE STEAM TO WATER (>85 GPM)	HX2
0017	BIOMEDICAL RESEARCH FACILITY	CONDENSATE RECEIVER, ELECTRIC, 1 PUMP	CDP-2
0017	BIOMEDICAL RESEARCH FACILITY	CONDENSATE RECEIVER, ELECTRIC, 1 PUMP	CDP-1
0017	BIOMEDICAL RESEARCH FACILITY	AIR COMPRESSOR SYSTEM - HVAC CONTROLS (<=6 TOTAL HP)	
0017	BIOMEDICAL RESEARCH FACILITY	HVAC CONTROLS SYSTEM - LABORATORY, WET	
0017	BIOMEDICAL RESEARCH FACILITY	EXIT SIGN - WITH BATTERY BACK-UP	
0017	BIOMEDICAL RESEARCH FACILITY	FIRE ALARM SYSTEM - DEVICES	
0017	BIOMEDICAL RESEARCH FACILITY	FIRE ALARM PANEL, DIALER, BATTERY, & CHARGER	SOUTH ENTRANCE
0017	BIOMEDICAL RESEARCH FACILITY	MAIN SWITCHBOARD W/BREAKERS (600-800 AMP)	EMDP
0017	BIOMEDICAL RESEARCH FACILITY	MAIN SWITCHBOARD W/BREAKERS (600-800 AMP)	MDP
0017	BIOMEDICAL RESEARCH FACILITY	VARIABLE FREQUENCY DRIVE (40-50 HP)	AHU1SF
0017	BIOMEDICAL RESEARCH FACILITY	VARIABLE FREQUENCY DRIVE (40-50 HP)	AHU1EF
0017	BIOMEDICAL RESEARCH FACILITY	VARIABLE FREQUENCY DRIVE (40-50 HP)	AHU2SF
0017	BIOMEDICAL RESEARCH FACILITY	VARIABLE FREQUENCY DRIVE (40-50 HP)	AHU2EF
0017	BIOMEDICAL RESEARCH FACILITY	LIGHTING - EXTERIOR, RECESSED (INC, CFL, LED)	
0017	BIOMEDICAL RESEARCH FACILITY	LIGHTING - EXTERIOR, WALL FLOOD (SV, MH, ID, LED)	
0017	BIOMEDICAL RESEARCH FACILITY	LIGHTING SYSTEM, INTERIOR - LABORATORY, WET	
0017	BIOMEDICAL RESEARCH FACILITY	REFRIGERATION SYSTEM - WALK-IN, 2 EVAP FANS, 6700 BTUH, CONDENSER	

0017	BIOMEDICAL RESEARCH FACILITY	STEAM TRAP - 3/4 "	3/4 ", 1-180-3
0017	BIOMEDICAL RESEARCH FACILITY	STEAM TRAP - 3/4 "	3/4 ", 1-180-4
0017	BIOMEDICAL RESEARCH FACILITY	STEAM TRAP - 3/4 "	3/4 ", 1-180-5
0017	BIOMEDICAL RESEARCH FACILITY	STEAM TRAP - 3/4 "	3/4 ", 1-180-6
0017	BIOMEDICAL RESEARCH FACILITY	STEAM TRAP - 3/4 "	3/4 ", 1-180-7
0017	BIOMEDICAL RESEARCH FACILITY	STEAM TRAP - 3/4 "	3/4 ", 1-180-8
0017	BIOMEDICAL RESEARCH FACILITY	STEAM TRAP - 3/4 "	3/4 ",1-180-9
0017	BIOMEDICAL RESEARCH FACILITY	STEAM TRAP - 3/4 "	3/4 ", 1-180-10
0017	BIOMEDICAL RESEARCH FACILITY	STEAM TRAP - 3/4 "	3/4 ", 1-180-11
0017	BIOMEDICAL RESEARCH FACILITY	STEAM TRAP - 3/4 "	3/4 ", 1-170-14
0017	BIOMEDICAL RESEARCH FACILITY	STEAM TRAP - 3/4 "	3/4 ", 2-280-15
0017	BIOMEDICAL RESEARCH FACILITY	STEAM TRAP - 1 "	1 ", 1-170-12
0017	BIOMEDICAL RESEARCH FACILITY	STEAM TRAP - 1 "	1 ", 1-170-13
0017	BIOMEDICAL RESEARCH FACILITY	STEAM TRAP - 2 "	2 ", 1-180-1
0017	BIOMEDICAL RESEARCH FACILITY	STEAM TRAP - 2 "	2 ", 1-180-2
0017	BIOMEDICAL RESEARCH FACILITY	ROOF - 1-PLY, BALLASTED	02
0017	BIOMEDICAL RESEARCH FACILITY	ROOF - 1-PLY, BALLASTED	04
0017	BIOMEDICAL RESEARCH FACILITY	ROOF - 1-PLY, BALLASTED	05
0017	BIOMEDICAL RESEARCH FACILITY	ROOF - 1-PLY, UNBALLASTED	01
0017	BIOMEDICAL RESEARCH FACILITY	ROOF - 1-PLY, UNBALLASTED	03
0017	BIOMEDICAL RESEARCH FACILITY	ROOF - 1-PLY, UNBALLASTED	06
0017	BIOMEDICAL RESEARCH FACILITY	DOOR LOCK, COMMERCIAL-GRADE	ROOF
0017	BIOMEDICAL RESEARCH FACILITY	DOOR LOCK, COMMERCIAL-GRADE	MEZZANINE
0017	BIOMEDICAL RESEARCH FACILITY	DOOR PANIC HARDWARE	EXIT
0017	BIOMEDICAL RESEARCH FACILITY	CEILING FINISH - APPLIED PAINT OR STAIN, STANDARD	
0017	BIOMEDICAL RESEARCH FACILITY	WALL, EXTERIOR, PANEL JOINT RESTORATION	
0017	BIOMEDICAL RESEARCH FACILITY	CASEWORK - WOOD BASE AND WALL, TOP, STANDARD	BREAK ROOM
0017	BIOMEDICAL RESEARCH FACILITY	CASEWORK - LABORATORY, INCLUDES REAGENT SHELF AND TOP	
0017	BIOMEDICAL RESEARCH FACILITY	FLOORING - VINYL COMPOSITION TILE, STANDARD	BREAK ROOM, CORRIDORS
0017	BIOMEDICAL RESEARCH FACILITY	FLOORING - VINYL RESILIENT, TILE OR ROLL	WELDED-SEAM
0017	BIOMEDICAL RESEARCH FACILITY	ELEVATOR MODERNIZATION - HYDRAULIC	
0017	BIOMEDICAL RESEARCH FACILITY	AIR HANDLING UNIT - INDOOR (.5-1.25 HP)	FCU
0017	BIOMEDICAL RESEARCH FACILITY	AIR HANDLING UNIT - INDOOR (3.26-6 HP)	AHU3
0017	BIOMEDICAL RESEARCH FACILITY	AIR HANDLING UNIT - INDOOR (3.26-6 HP)	AHU4
0017	BIOMEDICAL RESEARCH FACILITY	AIR HANDLING UNIT - INDOOR (46-63 HP)	AHU1
0017	BIOMEDICAL RESEARCH FACILITY	AIR HANDLING UNIT - INDOOR (46-63 HP)	AHU2
0017	BIOMEDICAL RESEARCH FACILITY	PUMP - ELECTRIC (<=10 HP)	SHP4A
0017	BIOMEDICAL RESEARCH FACILITY	PUMP - ELECTRIC (<=10 HP)	SHP4B
0017	BIOMEDICAL RESEARCH FACILITY	PUMP - ELECTRIC (<=10 HP)	SHPSH2B
0017	BIOMEDICAL RESEARCH FACILITY	PUMP - ELECTRIC (<=10 HP)	SHP2A
0017	BIOMEDICAL RESEARCH FACILITY	PUMP - ELECTRIC (<=10 HP)	SHP1A
0017	BIOMEDICAL RESEARCH FACILITY	PUMP - ELECTRIC (<=10 HP)	SHP1B
0017	BIOMEDICAL RESEARCH FACILITY	PUMP - ELECTRIC (<=10 HP)	SHP3A
0017	BIOMEDICAL RESEARCH FACILITY	PUMP - ELECTRIC (<=10 HP)	SHP3B
0017	BIOMEDICAL RESEARCH FACILITY	PUMP - ELECTRIC (<=10 HP)	HRP2
0017	BIOMEDICAL RESEARCH FACILITY	PUMP - ELECTRIC (<=10 HP)	PHP-1B
0017	BIOMEDICAL RESEARCH FACILITY	PUMP - ELECTRIC (<=10 HP)	PHP-A

0017	BIOMEDICAL RESEARCH FACILITY	PUMP - ELECTRIC (<=10 HP)	HRP1
0017	BIOMEDICAL RESEARCH FACILITY	MOTOR CONTROL CENTER VERTICAL SECTION, 600V (<=400A) W/STARTERS	MCC1
0017	BIOMEDICAL RESEARCH FACILITY	MOTOR CONTROL CENTER VERTICAL SECTION, 600V (400-600A) W/STARTERS	MCC1
0017	BIOMEDICAL RESEARCH FACILITY	GENERATOR - DIESEL (200-500 KW)	GEN-1
0017	BIOMEDICAL RESEARCH FACILITY	SWITCH - AUTO TRANSFER, 480 V (>400 AMP)	ATS-1
0017	BIOMEDICAL RESEARCH FACILITY	DOOR, EXTERIOR, OVERHEAD ROLLING METAL, LOCK	
0017	BIOMEDICAL RESEARCH FACILITY	WALL FINISH - TILE, CERAMIC / STONE, STANDARD	RESTROOMS
0017	BIOMEDICAL RESEARCH FACILITY	FLOORING - TILE, CERAMIC / STONE / QUARRY STANDARD	RESTROOMS
0017	BIOMEDICAL RESEARCH FACILITY	CEILING FINISH - SUSPENDED ACOUSTICAL TILE, STANDARD	
0017	BIOMEDICAL RESEARCH FACILITY	WATER HEATER - SHELL & TUBE (105-400 GPM)	HWH-1
0020	HARRINGTON HALL	GLASS, WINDOW, ALUMINUM OR WOOD, STANDARD	WOODEN DOUBLE HUNG
0020	HARRINGTON HALL	DOOR LOCK, COMMERCIAL-GRADE, EXTERIOR	
0020	HARRINGTON HALL	DOOR PANIC HARDWARE, EXTERIOR	
0020	HARRINGTON HALL	ROOF - BITUMINOUS, 4-PLY, COAL TAR PITCH	ROOF 1
0020	HARRINGTON HALL	ROOF - BITUMINOUS, 4-PLY, COAL TAR PITCH	ROOF 2
0020	HARRINGTON HALL	ROOF - BITUMINOUS, 4-PLY, COAL TAR PITCH	ROOF 3
0020	HARRINGTON HALL	ROOF - BITUMINOUS, 4-PLY, COAL TAR PITCH	ROOF 4
0020	HARRINGTON HALL	DOOR AND FRAME, INTERIOR, NON-RATED	WOODEN
0020	HARRINGTON HALL	DOOR AND FRAME, INTERIOR, FIRE-RATED	SMOKE OR FIRE
0020	HARRINGTON HALL	DOOR LOCK, RESIDENTIAL-GRADE	
0020	HARRINGTON HALL	CASEWORK - WOOD BASE AND WALL, TOP, STANDARD	
0020	HARRINGTON HALL	FLOORING - CARPET, TILE OR ROLL, STANDARD	
0020	HARRINGTON HALL	FLOORING - VINYL COMPOSITION TILE, STANDARD	
0020	HARRINGTON HALL	FLOORING - VINYL SHEET, STANDARD	
0020	HARRINGTON HALL	FLOORING - TILE, CERAMIC / STONE / QUARRY STANDARD	
0020	HARRINGTON HALL	FLOORING - FLUID APPLIED, PAINT OR CLEAR SEAL	
0020	HARRINGTON HALL	INTERIOR STAIR TREAD AND LANDING FINISH	
0020	HARRINGTON HALL	INTERIOR STAIR TREAD AND LANDING FINISH	
0020	HARRINGTON HALL	INTERIOR STAIR TREAD AND LANDING FINISH	
0020	HARRINGTON HALL	INTERIOR STAIR TREAD AND LANDING FINISH	
0020	HARRINGTON HALL	CEILING FINISH - ATTACHED ACOUSTICAL TILE	12 X 12
0020	HARRINGTON HALL	PLUMBING FIXTURE - LAVATORY, COUNTER	
0020	HARRINGTON HALL	PLUMBING FIXTURE - LAVATORY, WALL HUNG	
0020	HARRINGTON HALL	PLUMBING FIXTURE - SINK, KITCHEN	
0020	HARRINGTON HALL	PLUMBING FIXTURE - SINK, SERVICE/LAUNDRY/UTILITY	
0020	HARRINGTON HALL	PLUMBING FIXTURE - SHOWER VALVE AND HEAD	
0020	HARRINGTON HALL	PLUMBING FIXTURE - URINAL	
0020	HARRINGTON HALL	PLUMBING FIXTURE - WATER CLOSET, TANKLESS	
0020	HARRINGTON HALL	BACKFLOW PREVENTER (2-3 INCHES)	BFP-FIRE
0020	HARRINGTON HALL	UNIT HEATER, STEAM/HYDRONIC STD (TO 250 MBH)	HUH-1
0020	HARRINGTON HALL	FAN - CENTRIFUGAL ROOF EXHAUST, 1/4" SP (20"-22" DIAMETER)	PV-360
0020	HARRINGTON HALL	FAN - PROPELLER WITH LOUVER, 1/4" SP (<=0.5 HP)	EF
0020	HARRINGTON HALL	PRESSURE REDUCING VALVE, STEAM SYSTEM (2")	PRV-1
0020	HARRINGTON HALL	PRESSURE REDUCING VALVE, STEAM SYSTEM (2")	PRV-2
0020	HARRINGTON HALL	PRESSURE REDUCING VALVE, STEAM SYSTEM (2")	PRV-3
0020	HARRINGTON HALL	PRESSURE REDUCING VALVE, STEAM SYSTEM (2")	PRV-4
0020	HARRINGTON HALL	COM EXTERIOR BLDG MT DECO LIGHTING (COACH, SCONCE, PEND, SOFFIT)	

0020	HARRINGTON HALL	COM EXTERIOR BLDG MT DECO LIGHTING (COACH, SCONCE, PEND, SOFFIT)	
0020	HARRINGTON HALL	COM EXTERIOR BLDG MT HI FLOOD LIGHTING (WALLPACK, WALLWASH)	
0020	HARRINGTON HALL	COM EXTERIOR BLDG MT HI FLOOD LIGHTING (WALLPACK, WALLWASH)	
0020	HARRINGTON HALL	CEILING FINISH - SUSPENDED ACOUSTICAL TILE, STANDARD	2 X 4
0020	HARRINGTON HALL	SUPPLY PIPING SYSTEM - LABORATORY, WET	RIGID CU
0020	HARRINGTON HALL	DRAIN PIPING SYSTEM - LABORATORY, WET	CAST IRON
0020	HARRINGTON HALL	UNIT HEATER, ELECTRIC	ECUH
0020	HARRINGTON HALL	HOOD, FUME	FH-9
0020	HARRINGTON HALL	HOOD, FUME	FH-10
0020	HARRINGTON HALL	HOOD, FUME	FH-11
0020	HARRINGTON HALL	HOOD, FUME	FH-12
0020	HARRINGTON HALL	HEAT EXCHANGER - SHELL & TUBE STEAM TO WATER (20-85 GPM)	HX-1
0020	HARRINGTON HALL	PUMP - ELECTRIC (<=10 HP)	CHWP-1
0020	HARRINGTON HALL	PUMP - ELECTRIC (<=10 HP)	HWP
0020	HARRINGTON HALL	WATER HEATER - SHELL & TUBE (<=45 GPM)	HX-DHW
0020	HARRINGTON HALL	FAN - UTILITY SET, 1/4" SP (.4-1.25 HP)	EF-1
0020	HARRINGTON HALL	FAN - UTILITY SET, 1/4" SP (.4-1.25 HP)	EF-2
0020	HARRINGTON HALL	FAN - UTILITY SET, 1/4" SP (.4-1.25 HP)	EF-3
0020	HARRINGTON HALL	FAN - UTILITY SET, 1/4" SP (1.25-4 HP)	EF-360C
0020	HARRINGTON HALL	FAN - UTILITY SET, 1/4" SP (1.25-4 HP)	EF
0020	HARRINGTON HALL	FAN - MIXED-FLOW, SHORT STACK, EXHAUST (<=30 HP)	EF-FH
0020	HARRINGTON HALL	HOOD, FUME	FH-1
0020	HARRINGTON HALL	HOOD, FUME	FH-2
0020	HARRINGTON HALL	HOOD, FUME	FH-3
0020	HARRINGTON HALL	HOOD, FUME	FH-4
0020	HARRINGTON HALL	HOOD, FUME	FH-5
0020	HARRINGTON HALL	HOOD, FUME	FH-6
0020	HARRINGTON HALL	HOOD, FUME	FH-7
0020	HARRINGTON HALL	HOOD, FUME	FH-8
0020	HARRINGTON HALL	EXPANSION TANK, DIAPHRAGM (<25 GAL)	ET-1
0020	HARRINGTON HALL	WALL FINISH - APPLIED, STANDARD	PAINTED GYPSUM
0020	HARRINGTON HALL	WALL FINISH - APPLIED, STANDARD	PAINTED CINDER BLOCK
0020	HARRINGTON HALL	HEAT PUMP, WATER-SOURCE	HP-1
0020	HARRINGTON HALL	HEAT PUMP, WATER-SOURCE	HP-2
0020	HARRINGTON HALL	DOOR AND FRAME, EXTERIOR, SWINGING, ALUMINUM AND GLASS	
0020	HARRINGTON HALL	DOOR ACCESS CONTROL SYSTEM	ALTRONIX
0020	HARRINGTON HALL	AIR DRYER, REFRIGERATED (26-50 CFM)	AD-1
0020	HARRINGTON HALL	FIRE ALARM SYSTEM - DEVICES	
0020	HARRINGTON HALL	FIRE ALARM PANEL, DIALER, BATTERY, & CHARGER UP TO 200 POINTS	
0020	HARRINGTON HALL	AIR COMPRESSOR - MEDICAL/LABORATORY PCKG (=10 HP), WITH DRYER	LAC-1
0020	HARRINGTON HALL	AIR COMPRESSOR - MEDICAL/LABORATORY PCKG (=10 HP), WITH DRYER	LAC-2
0020	HARRINGTON HALL	AIR COMPRESSOR - MEDICAL/LABORATORY PCKG (=10 HP), WITH DRYER	LAC-3
0020	HARRINGTON HALL	FAN - CENTRIFUGAL ROOF EXHAUST, 1/4" SP (25"-30" DIAMETER)	EF-160
0020	HARRINGTON HALL	FAN - CENTRIFUGAL ROOF EXHAUST, 1/4" SP (25"-30" DIAMETER)	PV-360AB
0020	HARRINGTON HALL	HEAT EXCHANGER - SHELL & TUBE STEAM TO WATER (20-85 GPM)	HX-2
0020	HARRINGTON HALL	PLUMBING FIXTURE - EMERGENCY SHOWER	
0020	HARRINGTON HALL	PLUMBING FIXTURE - EMERGENCY COMBINATION SHOWER/EYEWASH	



0020	HARRINGTON HALL	WATER HEATER - COMMERCIAL, ELECTRIC (<=30 GAL)	EWH-1
0020	HARRINGTON HALL	VARIABLE FREQUENCY DRIVE (<=5 HP)	FH
0020	HARRINGTON HALL	UNIT HEATER, STEAM/HYDRONIC STD (TO 250 MBH)	HUH-2
0020	HARRINGTON HALL	CEILING FINISH - APPLIED PAINT OR STAIN, STANDARD	PAINTED GYPSUM
0020	HARRINGTON HALL	CONDENSATE RECEIVER, ELECTRIC, 2 PUMPS	CRT-1
0020	HARRINGTON HALL	ELECTRICAL DISTRIBUTION NETWORK - LABORATORY, WET	ORIGINAL
0020	HARRINGTON HALL	DOOR LOCK, COMMERCIAL-GRADE	LEVERS
0020	HARRINGTON HALL	DOOR PANIC HARDWARE	
0020	HARRINGTON HALL	FAN - INLINE CENTRIFUGAL AIRFOIL, SUPPLY, 2.5" SP (<=30 HP)	EF
0020	HARRINGTON HALL	LIGHTING SYSTEM, INTERIOR - LABORATORY, WET	T8 FLUORESCENT
0020	HARRINGTON HALL	AIR COMPRESSOR - MEDICAL/LABORATORY PCKG (=10 HP), WITH DRYER	SHOP AIR
0021	GUSTAFSON HALL	DOOR AND FRAME, EXTERIOR, SWINGING, WOOD STANDARD	
0021	GUSTAFSON HALL	INSULATION, ATTIC, ROLLED OR BLOWN-IN	
0021	GUSTAFSON HALL	DOOR AND FRAME, INTERIOR, NON-RATED	
0021	GUSTAFSON HALL	CASEWORK - WOOD BASE AND WALL, TOP, STANDARD	WOOD W/LAMINATE TOP
0021	GUSTAFSON HALL	CASEWORK - WOOD BASE AND WALL, TOP, STANDARD	STORAGE CABINETS
0021	GUSTAFSON HALL	CASEWORK - WOOD BASE AND WALL, TOP, PREMIUM	BUILT-IN BOOKCASES
0021	GUSTAFSON HALL	WALL FINISH - APPLIED, STANDARD	
0021	GUSTAFSON HALL	WALL FINISH - TILE, CERAMIC / STONE, STANDARD	
0021	GUSTAFSON HALL	FLOORING - CARPET, TILE OR ROLL, STANDARD	
0021	GUSTAFSON HALL	FLOORING - VINYL SHEET, STANDARD	
0021	GUSTAFSON HALL	CEILING FINISH - APPLIED PAINT OR STAIN, STANDARD	
0021	GUSTAFSON HALL	CEILING FINISH - APPLIED PAINT OR STAIN, TEXTURED	
0021	GUSTAFSON HALL	SUPPLY PIPING SYSTEM - OFFICE	
0021	GUSTAFSON HALL	WATER HEATER - RESIDENTIAL, ELECTRIC (46-100 GAL)	DWH-1
0021	GUSTAFSON HALL	DRAIN PIPING SYSTEM - OFFICE	
0021	GUSTAFSON HALL	UNIT HEATER, ELECTRIC	EUH-3A
0021	GUSTAFSON HALL	CONDENSER - REFRIGERANT, AIR-COOLED (<=10 TON)	ACCU-1
0021	GUSTAFSON HALL	CONDENSER - REFRIGERANT, AIR-COOLED (<=10 TON)	ACCU-2
0021	GUSTAFSON HALL	EVAPORATOR UNIT, NO HEAT (2-3 TON)	ACU-2
0021	GUSTAFSON HALL	EVAPORATOR UNIT, NO HEAT (>3 TON)	ACU-1
0021	GUSTAFSON HALL	PTAC, DX/ HP COOL, ELEC HEAT (1.25-2 TON)	PTAC-102
0021	GUSTAFSON HALL	PTAC, DX/ HP COOL, ELEC HEAT (1.25-2 TON)	PTAC-101
0021	GUSTAFSON HALL	PTAC, DX/ HP COOL, ELEC HEAT (1.25-2 TON)	PTAC-103
0021	GUSTAFSON HALL	PTAC, DX/ HP COOL, ELEC HEAT (1.25-2 TON)	WAC-105
0021	GUSTAFSON HALL	FAN - INLINE CENTRIFUGAL AIRFOIL, SUPPLY, 2.5" SP (<=30 HP)	EF-303
0021	GUSTAFSON HALL	FAN - INLINE CENTRIFUGAL AIRFOIL, SUPPLY, 2.5" SP (<=30 HP)	EF-204
0021	GUSTAFSON HALL	FAN - INLINE CENTRIFUGAL AIRFOIL, SUPPLY, 2.5" SP (<=30 HP)	EF-203
0021	GUSTAFSON HALL	FAN - INLINE CENTRIFUGAL AIRFOIL, SUPPLY, 2.5" SP (<=30 HP)	EF-4A
0021	GUSTAFSON HALL	FAN - INLINE CENTRIFUGAL AIRFOIL, SUPPLY, 2.5" SP (<=30 HP)	EF-PORCH
0021	GUSTAFSON HALL	CONDENSATE RECEIVER, ELECTRIC, 2 PUMPS	CRU-1
0021	GUSTAFSON HALL	HVAC CONTROLS - TERMINAL ASSEMBLIES - OFFICE	
0021	GUSTAFSON HALL	ELECTRICAL DISTRIBUTION NETWORK - OFFICE	
0021	GUSTAFSON HALL	RES EXTERIOR BLDG MT DECO OR FLOOD LIGHTING	
0021	GUSTAFSON HALL	COM EXTERIOR BLDG MT HI FLOOD LIGHTING (WALLPACK, WALLWASH)	HID

0021	GUSTAFSON HALL	LIGHTING SYSTEM, INTERIOR - OFFICE	ACCENT
0021	GUSTAFSON HALL	BOILER - ELECTRIC (<=30 MBH)	B-1
0021	GUSTAFSON HALL	GLASS, WINDOW, ALUMINUM OR WOOD, STANDARD	WOOD FRAME
0021	GUSTAFSON HALL	EXTERIOR DOOR OR WINDOW APPLIED FINISH	WINDOW TRIM
0021	GUSTAFSON HALL	EXTERIOR TRIM APPLIED FINISH	WOOD
0021	GUSTAFSON HALL	PLUMBING FIXTURE - LAVATORY, WALL HUNG	
0021	GUSTAFSON HALL	PLUMBING FIXTURE - URINAL	
0021	GUSTAFSON HALL	PLUMBING FIXTURE - WATER CLOSET, TANK-TYPE	
0021	GUSTAFSON HALL	DOOR LOCK, COMMERCIAL-GRADE, EXTERIOR	
0021	GUSTAFSON HALL	ROOF - SHINGLE ASPHALT COMPOSITE, PREMIUM	
0021	GUSTAFSON HALL	DUCTLESS DX SPLIT SYSTEM (1-2 TON)	ACU-3
0021	GUSTAFSON HALL	FIRE ALARM SYSTEM - DEVICES	
0021	GUSTAFSON HALL	FIRE ALARM PANEL, DIALER, BATTERY, & CHARGER UP TO 50 POINTS	
0021	GUSTAFSON HALL	DOOR AND FRAME, EXTERIOR, SWINGING, HOLLOW METAL	
0021	GUSTAFSON HALL	PLUMBING FIXTURE - LAVATORY, COUNTER	
0021	GUSTAFSON HALL	HVAC DISTRIBUTION NETWORKS - OFFICE	
0021	GUSTAFSON HALL	PUMP - ELECTRIC (<=10 HP)	HWP-1
0021	GUSTAFSON HALL	EXPANSION TANK, DIAPHRAGM (<25 GAL)	ET-1
0021	GUSTAFSON HALL	TRANSFORMER - DRY-TYPE, 3PH, 5-15KV PRIMARY (75-112.5 KVA)	T-1
0021	GUSTAFSON HALL	LIGHTING SYSTEM, INTERIOR - OFFICE	UPGRADED
0021	GUSTAFSON HALL	OCCUPANCY SENSING AND TIMER LIGHTING CONTROL	
0022	EDUCATION BUILDING	DOOR OPERATOR, POWER-ASSIST	
0022	EDUCATION BUILDING	DOOR PANIC HARDWARE, EXTERIOR	
0022	EDUCATION BUILDING	ROOF - 1-PLY, BALLASTED	BALLASTED EPDM
0022	EDUCATION BUILDING	ELEVATOR MODERNIZATION - HYDRAULIC 2-5 FLOORS	ELEV 3
0022	EDUCATION BUILDING	BACKFLOW PREVENTER (3-4 INCHES)	FIRE BFP
0022	EDUCATION BUILDING	HVAC CONTROLS - FIELD PANELS/OPS SOFTWARE - CLASSROOM	
0022	EDUCATION BUILDING	HVAC CONTROLS - FIELD PANELS/OPS SOFTWARE - OFFICE	
0022	EDUCATION BUILDING	HVAC CONTROLS - MAJOR INSTRUMENTATION - CLASSROOM	
0022	EDUCATION BUILDING	HVAC CONTROLS - MAJOR INSTRUMENTATION - OFFICE	
0022	EDUCATION BUILDING	MAIN SWITCHBOARD W/BREAKERS (600-800 AMP)	MSB
0022	EDUCATION BUILDING	MAIN SWITCHBOARD W/BREAKERS (800-1200 AMP)	MSB2
0022	EDUCATION BUILDING	TRANSFORMER - DRY-TYPE, 3PH, 480V SECONDARY (150-225 KVA)	TB1
0022	EDUCATION BUILDING	DOOR LOCK, COMMERCIAL-GRADE, EXTERIOR	
0022	EDUCATION BUILDING	DOOR PANIC HARDWARE, EXTERIOR	
0022	EDUCATION BUILDING	DOOR PANIC HARDWARE, EXTERIOR	
0022	EDUCATION BUILDING	WALL FINISH - APPLIED, STANDARD	
0022	EDUCATION BUILDING	FLOORING - CARPET, TILE OR ROLL, STANDARD	
0022	EDUCATION BUILDING	VARIABLE FREQUENCY DRIVE (<=5 HP)	P-3
0022	EDUCATION BUILDING	VARIABLE FREQUENCY DRIVE (<=5 HP)	P-4
0022	EDUCATION BUILDING	VARIABLE FREQUENCY DRIVE (<=5 HP)	HWP-1
0022	EDUCATION BUILDING	VARIABLE FREQUENCY DRIVE (<=5 HP)	HWP-2
0022	EDUCATION BUILDING	VARIABLE FREQUENCY DRIVE (<=5 HP)	AHU-4 RF
0022	EDUCATION BUILDING	VARIABLE FREQUENCY DRIVE (5-7.5 HP)	AHU-4 SF
0022	EDUCATION BUILDING	VARIABLE FREQUENCY DRIVE (15-20 HP)	RAF-3
0022	EDUCATION BUILDING	WALL FINISH - APPLIED, STANDARD	
0022	EDUCATION BUILDING	FLOORING - CARPET, TILE OR ROLL, STANDARD	

0022	EDUCATION BUILDING	INTERIOR STAIR TREAD AND LANDING FINISH	CARPET
0022	EDUCATION BUILDING	UNIT HEATER, STEAM/HYDRONIC STD (TO 250 MBH)	HUH
0022	EDUCATION BUILDING	PRESSURE REDUCING VALVE, STEAM SYSTEM (2")	PRV1
0022	EDUCATION BUILDING	PRESSURE REDUCING VALVE, STEAM SYSTEM (2")	PRV2
0022	EDUCATION BUILDING	VARIABLE FREQUENCY DRIVE (20-25 HP)	AHU-2 SF
0022	EDUCATION BUILDING	VARIABLE FREQUENCY DRIVE (25-30 HP)	RAF-1/2
0022	EDUCATION BUILDING	VARIABLE FREQUENCY DRIVE (30-40 HP)	AHU-1 SF
0022	EDUCATION BUILDING	VARIABLE FREQUENCY DRIVE (30-40 HP)	AHU-3 SF
0022	EDUCATION BUILDING	INTERIOR STAIR TREAD AND LANDING FINISH	RUBBER
0022	EDUCATION BUILDING	INTERIOR STAIR TREAD AND LANDING FINISH	RUBBER
0022	EDUCATION BUILDING	HEAT EXCHANGER - SHELL & TUBE STEAM TO WATER (>85 GPM)	HX-1
0022	EDUCATION BUILDING	HEAT EXCHANGER - SHELL & TUBE STEAM TO WATER (>85 GPM)	HX-2
0022	EDUCATION BUILDING	FIRE ALARM SYSTEM - DEVICES	
0022	EDUCATION BUILDING	FIRE ALARM PANEL, DIALER, BATTERY, & CHARGER UP TO 700 POINTS	FACP
0022	EDUCATION BUILDING	RES EXTERIOR BLDG MT DECO OR FLOOD LIGHTING	RECESSED LED
0022	EDUCATION BUILDING	DOOR OPERATOR, POWER-ASSIST	
0022	EDUCATION BUILDING	DOOR OPERATOR, POWER-ASSIST	
0022	EDUCATION BUILDING	ROOF - 1-PLY, UNBALLASTED	TPO
0022	EDUCATION BUILDING	ROOF SKYLIGHT - PLASTIC DOME	
0022	EDUCATION BUILDING	DOOR LOCK, COMMERCIAL-GRADE	
0022	EDUCATION BUILDING	DOOR PANIC HARDWARE	
0022	EDUCATION BUILDING	DOOR PANIC HARDWARE	
0022	EDUCATION BUILDING	DOOR PANIC HARDWARE	
0022	EDUCATION BUILDING	DOOR PANIC HARDWARE	
0022	EDUCATION BUILDING	CASEWORK - WOOD BASE AND WALL, TOP, STANDARD	
0022	EDUCATION BUILDING	FLOORING - VINYL COMPOSITION TILE, STANDARD	
0022	EDUCATION BUILDING	FAN - AXIAL, RETURN, 1.5" SP (<=3 HP) 9,200 CFM	AHU-4 RF
0022	EDUCATION BUILDING	FAN - AXIAL, RETURN, 1.5" SP (15-20 HP) 32,000 CFM	RAF-3
0022	EDUCATION BUILDING	FAN - CENTRIFUGAL ROOF EXHAUST, 1/4" SP (20"-22" DIAMETER)	EF-1
0022	EDUCATION BUILDING	FAN - CENTRIFUGAL ROOF EXHAUST, 1/4" SP (20"-22" DIAMETER)	EF-2
0022	EDUCATION BUILDING	FAN - CENTRIFUGAL ROOF EXHAUST, 1/4" SP (20"-22" DIAMETER)	EF-3
0022	EDUCATION BUILDING	CONDENSATE RECEIVER, ELECTRIC, 2 PUMPS	CONDR1
0022	EDUCATION BUILDING	HVAC CONTROLS - TERMINAL ASSEMBLIES - CLASSROOM	
0022	EDUCATION BUILDING	HVAC CONTROLS - TERMINAL ASSEMBLIES - OFFICE	
0022	EDUCATION BUILDING	FIRE PUMP - ELECTRIC, 500 GPM, 3" ID (15-65 HP)	
0022	EDUCATION BUILDING	MAIN SWITCHBOARD W/BREAKERS (1200-1600 AMP)	MSB1
0022	EDUCATION BUILDING	COM EXTERIOR BLDG MT DECO LIGHTING (COACH, SCONCE, PEND, SOFFIT)	DECO LED
0022	EDUCATION BUILDING	COM EXTERIOR BLDG MT HI FLOOD LIGHTING (WALLPACK, WALLWASH)	WL MT HID
0022	EDUCATION BUILDING	LIGHTING SYSTEM, INTERIOR - CLASSROOM	LED, SOME T8
0022	EDUCATION BUILDING	LIGHTING SYSTEM, INTERIOR - OFFICE	LED, SOME T8
0024	HYSLOP SPORTS CENTER	EXTERIOR DOOR OR WINDOW APPLIED FINISH	
0024	HYSLOP SPORTS CENTER	WALL, EXTERIOR, TILE OR GLASS BLOCK CLEAN, GROUT, AND REPAIR	
0024	HYSLOP SPORTS CENTER	WALL, EXTERIOR, TILT-UP OR PRECAST CONCRETE PANELS - RESTORE NATURAL FINISH	
0024	HYSLOP SPORTS CENTER	GLASS, WINDOW, ALUMINUM OR WOOD, STANDARD	
0024	HYSLOP SPORTS CENTER	DOOR OPERATOR, OVERHEAD DOOR, COMMERCIAL, PADS	
0024	HYSLOP SPORTS CENTER	ROOF - 1-PLY, BALLASTED	BALLASTED EPDM

0024	HYSLOP SPORTS CENTER	ROOF - 1-PLY, BALLASTED	BALLASTED EPDM
0024	HYSLOP SPORTS CENTER	ROOF - 1-PLY, BALLASTED	BALLASTED EPDM
0024	HYSLOP SPORTS CENTER	ROOF SKYLIGHT - FIBERGLASS ROOF SANDWICH PANEL	
0024	HYSLOP SPORTS CENTER	DOOR AND FRAME, INTERIOR, NON-RATED	
0024	HYSLOP SPORTS CENTER	DOOR LOCK, COMMERCIAL-GRADE	
0024	HYSLOP SPORTS CENTER	DOOR PANIC HARDWARE	
0024	HYSLOP SPORTS CENTER	DOOR PANIC HARDWARE	
0024	HYSLOP SPORTS CENTER	DOOR PANIC HARDWARE	
0024	HYSLOP SPORTS CENTER	DOOR PANIC HARDWARE	
0024	HYSLOP SPORTS CENTER	CASEWORK - WOOD BASE AND WALL, TOP, STANDARD	1994, LAMINATE COUNTERTOP
0024	HYSLOP SPORTS CENTER	CASEWORK - WOOD BASE AND WALL, TOP, STANDARD	1994, WOOD
0024	HYSLOP SPORTS CENTER	WALL FINISH - APPLIED, STANDARD	
0024	HYSLOP SPORTS CENTER	WALL FINISH - TILE, CERAMIC / STONE, STANDARD	
0024	HYSLOP SPORTS CENTER	WALL FINISH - TILE, CERAMIC / STONE, STANDARD	
0024	HYSLOP SPORTS CENTER	FLOORING - CARPET, TILE OR ROLL, STANDARD	
0024	HYSLOP SPORTS CENTER	FLOORING - CARPET, TILE OR ROLL, STANDARD	
0024	HYSLOP SPORTS CENTER	FLOORING - VINYL COMPOSITION TILE, STANDARD	9X9
0024	HYSLOP SPORTS CENTER	FLOORING - TILE, CERAMIC / STONE / QUARRY STANDARD	
0024	HYSLOP SPORTS CENTER	FLOORING - TILE, CERAMIC / STONE / QUARRY STANDARD	
0024	HYSLOP SPORTS CENTER	FLOORING - TERRAZZO RESURFACE	
0024	HYSLOP SPORTS CENTER	FLOORING - HARDWOOD STRIP, STANDARD	PARQUET
0024	HYSLOP SPORTS CENTER	FLOORING - FLUID APPLIED, EPOXY / ACRYLIC / POLYURETHANE	
0024	HYSLOP SPORTS CENTER	FLOORING - ATHLETIC, RUBBER, TILE OR ROLL	
0024	HYSLOP SPORTS CENTER	CEILING FINISH - SUSPENDED ACOUSTICAL TILE, STANDARD	
0024	HYSLOP SPORTS CENTER	CEILING FINISH - APPLIED PAINT OR STAIN, STANDARD	
0024	HYSLOP SPORTS CENTER	CEILING FINISH - APPLIED PAINT OR STAIN, STANDARD	
0024	HYSLOP SPORTS CENTER	BRIDGE CRANE CONTROLS <13 TON	SCOREBOARD HOIST
0024	HYSLOP SPORTS CENTER	ELEVATOR MODERNIZATION - HYDRAULIC 2-5 FLOORS	ELEV1
0024	HYSLOP SPORTS CENTER	ELEVATOR MODERNIZATION - HYDRAULIC 2-5 FLOORS	ELEV2
0024	HYSLOP SPORTS CENTER	PLUMBING FIXTURE - LAVATORY, WALL HUNG	
0024	HYSLOP SPORTS CENTER	PLUMBING FIXTURE - SINK, SERVICE/LAUNDRY/UTILITY	MOP SINK
0024	HYSLOP SPORTS CENTER	PLUMBING FIXTURE - SINK, SERVICE/LAUNDRY/UTILITY	MOP SINK
0024	HYSLOP SPORTS CENTER	PLUMBING FIXTURE - SINK, SERVICE/LAUNDRY/UTILITY	CERAMIC
0024	HYSLOP SPORTS CENTER	PLUMBING FIXTURE - SHOWER VALVE AND HEAD	
0024	HYSLOP SPORTS CENTER	PLUMBING FIXTURE - URINAL	FLOOR MOUNT
0024	HYSLOP SPORTS CENTER	PLUMBING FIXTURE - URINAL	PLUGGED
0024	HYSLOP SPORTS CENTER	PLUMBING FIXTURE - URINAL	
0024	HYSLOP SPORTS CENTER	PLUMBING FIXTURE - WATER CLOSET, TANKLESS	
0024	HYSLOP SPORTS CENTER	SUPPLY PIPING SYSTEM - GYMNASIUM	
0024	HYSLOP SPORTS CENTER	SUPPLY PIPING SYSTEM - GYMNASIUM	
0024	HYSLOP SPORTS CENTER	DRAIN PIPING SYSTEM - GYMNASIUM	
0024	HYSLOP SPORTS CENTER	GREYWATER LIFT STATION	SP-1
0024	HYSLOP SPORTS CENTER	GREYWATER LIFT STATION	SP-2
0024	HYSLOP SPORTS CENTER	GREYWATER LIFT STATION	SP-3
0024	HYSLOP SPORTS CENTER	GREYWATER LIFT STATION	SP-4

0024	HYSLOP SPORTS CENTER	GREYWATER LIFT STATION	SP-1
0024	HYSLOP SPORTS CENTER	GREYWATER LIFT STATION	SP
0024	HYSLOP SPORTS CENTER	POOL CIRCULATION PUMP - ELECTRIC (<10 HP)	PP-2
0024	HYSLOP SPORTS CENTER	POOL CIRCULATION PUMP - ELECTRIC (<10 HP)	PP-3
0024	HYSLOP SPORTS CENTER	POOL CIRCULATION PUMP - ELECTRIC (<10 HP)	PP-4
0024	HYSLOP SPORTS CENTER	POOL CIRCULATION PUMP - ELECTRIC (16-75 HP)	PP-1
0024	HYSLOP SPORTS CENTER	POOL FILTER, SAND / DE ALL EXCEPT SPA	190
0024	HYSLOP SPORTS CENTER	AIR COMPRESSOR - MEDICAL/LABORATORY PCKG (=10 HP), WITH DRYER	POOL
0024	HYSLOP SPORTS CENTER	OLYMPIC POOL WATER TREATMENT SYSTEM	190
0024	HYSLOP SPORTS CENTER	UNIT HEATER, STEAM/HYDRONIC STD (TO 250 MBH)	UH
0024	HYSLOP SPORTS CENTER	CONDENSER - REFRIGERANT, AIR-COOLED (10-35 TON)	ACCU-1
0024	HYSLOP SPORTS CENTER	PTAC, DX/ HP COOL, ELEC HEAT (1.25-2 TON)	WAC
0024	HYSLOP SPORTS CENTER	AIR HANDLING UNIT - INDOOR (1.26-1.75 HP)	AHU-12
0024	HYSLOP SPORTS CENTER	AIR HANDLING UNIT - INDOOR (1.26-1.75 HP)	AHU-30
0024	HYSLOP SPORTS CENTER	AIR HANDLING UNIT - INDOOR (1.26-1.75 HP)	AHU-13
0024	HYSLOP SPORTS CENTER	AIR HANDLING UNIT - INDOOR (1.26-1.75 HP)	AHU-2
0024	HYSLOP SPORTS CENTER	AIR HANDLING UNIT - INDOOR (1.76-2.75 HP)	AHU-31
0024	HYSLOP SPORTS CENTER	AIR HANDLING UNIT - INDOOR (1.76-2.75 HP)	AHU-27
0024	HYSLOP SPORTS CENTER	AIR HANDLING UNIT - INDOOR (1.76-2.75 HP)	AHU-28
0024	HYSLOP SPORTS CENTER	AIR HANDLING UNIT - INDOOR (1.76-2.75 HP)	AHU-29
0024	HYSLOP SPORTS CENTER	AIR HANDLING UNIT - INDOOR (2.76-3.25 HP)	AHU-5
0024	HYSLOP SPORTS CENTER	AIR HANDLING UNIT - INDOOR (2.76-3.25 HP)	AHU-6
0024	HYSLOP SPORTS CENTER	AIR HANDLING UNIT - INDOOR (2.76-3.25 HP)	AHU-7
0024	HYSLOP SPORTS CENTER	AIR HANDLING UNIT - INDOOR (2.76-3.25 HP)	AHU-9
0024	HYSLOP SPORTS CENTER	AIR HANDLING UNIT - INDOOR (3.26-6 HP)	AHU-14
0024	HYSLOP SPORTS CENTER	AIR HANDLING UNIT - INDOOR (3.26-6 HP)	AHU-15
0024	HYSLOP SPORTS CENTER	AIR HANDLING UNIT - INDOOR (7-9 HP)	AHU-26
0024	HYSLOP SPORTS CENTER	AIR HANDLING UNIT - INDOOR (7-9 HP)	AHU-23
0024	HYSLOP SPORTS CENTER	AIR HANDLING UNIT - INDOOR (7-9 HP)	AHU-24
0024	HYSLOP SPORTS CENTER	AIR HANDLING UNIT - INDOOR (7-9 HP)	AHU-11
0024	HYSLOP SPORTS CENTER	AIR HANDLING UNIT - INDOOR (7-9 HP)	AHU-21
0024	HYSLOP SPORTS CENTER	AIR HANDLING UNIT - INDOOR (7-9 HP)	AHU-22
0024	HYSLOP SPORTS CENTER	AIR HANDLING UNIT - INDOOR (7-9 HP)	AHU-1
0024	HYSLOP SPORTS CENTER	AIR HANDLING UNIT - INDOOR (7-9 HP)	AHU-2
0024	HYSLOP SPORTS CENTER	AIR HANDLING UNIT - INDOOR (7-9 HP)	AHU-3
0024	HYSLOP SPORTS CENTER	AIR HANDLING UNIT - INDOOR (7-9 HP)	AHU-4
0024	HYSLOP SPORTS CENTER	AIR HANDLING UNIT - INDOOR (7-9 HP)	FCU
0024	HYSLOP SPORTS CENTER	AIR HANDLING UNIT - INDOOR (7-9 HP)	UV
0024	HYSLOP SPORTS CENTER	AIR HANDLING UNIT - INDOOR (18-23 HP)	AHU-25
0024	HYSLOP SPORTS CENTER	HEAT PUMP, WATER-SOURCE	HP-2
0024	HYSLOP SPORTS CENTER	HEAT PUMP, WATER-SOURCE	HP-1
0024	HYSLOP SPORTS CENTER	HEAT PUMP, WATER-SOURCE	HP-3
0024	HYSLOP SPORTS CENTER	HEAT PUMP, WATER-SOURCE	HP-4
0024	HYSLOP SPORTS CENTER	FAN - AXIAL, RETURN, 1.5" SP (<=3 HP) 9,200 CFM	EF-AHU-28
0024	HYSLOP SPORTS CENTER	FAN - AXIAL, RETURN, 1.5" SP (<=3 HP) 9,200 CFM	EF-AHU-29
0024	HYSLOP SPORTS CENTER	FAN - AXIAL, RETURN, 1.5" SP (<=3 HP) 9,200 CFM	EF-AHU-30
0024	HYSLOP SPORTS CENTER	FAN - AXIAL, RETURN, 1.5" SP (<=3 HP) 9,200 CFM	EF-AHU-5
0024	HYSLOP SPORTS CENTER	FAN - AXIAL, RETURN, 1.5" SP (<=3 HP) 9,200 CFM	EF-AHU-7

0024	HYSLOP SPORTS CENTER	FAN - AXIAL, RETURN, 1.5" SP (<=3 HP) 9,200 CFM	EF-AHU-27
0024	HYSLOP SPORTS CENTER	FAN - AXIAL, RETURN, 1.5" SP (<=3 HP) 9,200 CFM	EF-AHU-31
0024	HYSLOP SPORTS CENTER	FAN - AXIAL, RETURN, 1.5" SP (7.5-10 HP) 19,500 CFM	EF-AHU-25
0024	HYSLOP SPORTS CENTER	FAN - CENTRIFUGAL ROOF EXHAUST, 1/4" SP (20"-22" DIAMETER)	PV-7
0024	HYSLOP SPORTS CENTER	FAN - CENTRIFUGAL ROOF EXHAUST, 1/4" SP (25"-30" DIAMETER)	PV-1
0024	HYSLOP SPORTS CENTER	FAN - CENTRIFUGAL ROOF EXHAUST, 1/4" SP (25"-30" DIAMETER)	PV-2
0024	HYSLOP SPORTS CENTER	FAN - CENTRIFUGAL ROOF EXHAUST, 1/4" SP (25"-30" DIAMETER)	PV-3
0024	HYSLOP SPORTS CENTER	FAN - CENTRIFUGAL ROOF EXHAUST, 1/4" SP (25"-30" DIAMETER)	PV-4
0024	HYSLOP SPORTS CENTER	FAN - CENTRIFUGAL ROOF EXHAUST, 1/4" SP (25"-30" DIAMETER)	PV-5
0024	HYSLOP SPORTS CENTER	FAN - CENTRIFUGAL ROOF EXHAUST, 1/4" SP (25"-30" DIAMETER)	PV-6
0024	HYSLOP SPORTS CENTER	FAN - INLINE CENTRIFUGAL AIRFOIL, SUPPLY, 2.5" SP (<=30 HP)	EF-133A
0024	HYSLOP SPORTS CENTER	FAN - INLINE CENTRIFUGAL AIRFOIL, SUPPLY, 2.5" SP (<=30 HP)	EF-AHU-16
0024	HYSLOP SPORTS CENTER	FAN - PROPELLER WITH LOUVER, 1/4" SP (<=0.5 HP)	EF-1
0024	HYSLOP SPORTS CENTER	FAN - PROPELLER WITH LOUVER, 1/4" SP (<=0.5 HP)	EF-250B
0024	HYSLOP SPORTS CENTER	FAN - UTILITY SET, 1/4" SP (.4-1.25 HP)	EF-1
0024	HYSLOP SPORTS CENTER	FAN - UTILITY SET, 1/4" SP (.4-1.25 HP)	EF-237
0024	HYSLOP SPORTS CENTER	FAN - UTILITY SET, 1/4" SP (.4-1.25 HP)	EF-230
0024	HYSLOP SPORTS CENTER	FAN - UTILITY SET, 1/4" SP (1.25-4 HP)	EF-4
0024	HYSLOP SPORTS CENTER	FAN - UTILITY SET, 1/4" SP (1.25-4 HP)	EF-AHU-26
0024	HYSLOP SPORTS CENTER	HVAC DISTRIBUTION NETWORKS - GYMNASIUM	
0024	HYSLOP SPORTS CENTER	HEAT EXCHANGER - SHELL & TUBE STEAM TO WATER (20-85 GPM)	HTX-6
0024	HYSLOP SPORTS CENTER	HEAT EXCHANGER - SHELL & TUBE STEAM TO WATER (20-85 GPM)	HTX-7
0024	HYSLOP SPORTS CENTER	HEAT EXCHANGER - SHELL & TUBE STEAM TO WATER (20-85 GPM)	CONV-3
0024	HYSLOP SPORTS CENTER	HEAT EXCHANGER - SHELL & TUBE STEAM TO WATER (20-85 GPM)	HTX-4
0024	HYSLOP SPORTS CENTER	HEAT EXCHANGER - SHELL & TUBE STEAM TO WATER (>85 GPM)	HTX-1
0024	HYSLOP SPORTS CENTER	HEAT EXCHANGER - SHELL & TUBE STEAM TO WATER (>85 GPM)	CONV-2
0024	HYSLOP SPORTS CENTER	HEAT EXCHANGER - SHELL & TUBE STEAM TO WATER (>85 GPM)	NORTH CONV
0024	HYSLOP SPORTS CENTER	PRESSURE REDUCING VALVE, STEAM SYSTEM (2")	PRV-2
0024	HYSLOP SPORTS CENTER	PRESSURE REDUCING VALVE, STEAM SYSTEM (3")	PRV-3B
0024	HYSLOP SPORTS CENTER	PRESSURE REDUCING VALVE, STEAM SYSTEM (4")	PRV-3A
0024	HYSLOP SPORTS CENTER	PRESSURE REDUCING VALVE, STEAM SYSTEM (4")	PRV-1
0024	HYSLOP SPORTS CENTER	PUMP - ELECTRIC (<=10 HP)	P-7
0024	HYSLOP SPORTS CENTER	PUMP - ELECTRIC (<=10 HP)	P-9
0024	HYSLOP SPORTS CENTER	PUMP - ELECTRIC (<=10 HP)	P-1
0024	HYSLOP SPORTS CENTER	PUMP - ELECTRIC (<=10 HP)	GMP-1
0024	HYSLOP SPORTS CENTER	PUMP - ELECTRIC (<=10 HP)	P-8
0024	HYSLOP SPORTS CENTER	PUMP - ELECTRIC (<=10 HP)	P-6
0024	HYSLOP SPORTS CENTER	PUMP - ELECTRIC (<=10 HP)	P-5
0024	HYSLOP SPORTS CENTER	PUMP - ELECTRIC (<=10 HP)	GMP-2
0024	HYSLOP SPORTS CENTER	PUMP - ELECTRIC (<=10 HP)	DHWP-1
0024	HYSLOP SPORTS CENTER	PUMP - ELECTRIC (<=10 HP)	DHWP-2
0024	HYSLOP SPORTS CENTER	CONDENSATE RECEIVER, ELECTRIC, 2 PUMPS	CRU-1
0024	HYSLOP SPORTS CENTER	CONDENSATE RECEIVER, ELECTRIC, 2 PUMPS	CRU-2
0024	HYSLOP SPORTS CENTER	AIR COMPRESSOR SYSTEM - HVAC CONTROLS (<=6 TOTAL HP)	TCAC-1
0024	HYSLOP SPORTS CENTER	AIR COMPRESSOR SYSTEM - HVAC CONTROLS (<=6 TOTAL HP)	TCAC-1
0024	HYSLOP SPORTS CENTER	AIR COMPRESSOR SYSTEM - HVAC CONTROLS (<=6 TOTAL HP)	TCAC-1
0024	HYSLOP SPORTS CENTER	AIR DRYER, REFRIGERATED (0-10 CFM)	TCAD-1
0024	HYSLOP SPORTS CENTER	AIR DRYER, REFRIGERATED (0-10 CFM)	TCAD-2

0024	HYSLOP SPORTS CENTER	AIR DRYER, REFRIGERATED (0-10 CFM)	TCAD-3
0024	HYSLOP SPORTS CENTER	HVAC CONTROLS - TERMINAL ASSEMBLIES - GYMNASIUM	
0024	HYSLOP SPORTS CENTER	HVAC CONTROLS - TERMINAL ASSEMBLIES - GYMNASIUM	
0024	HYSLOP SPORTS CENTER	HVAC CONTROLS - TERMINAL ASSEMBLIES - GYMNASIUM	
0024	HYSLOP SPORTS CENTER	HVAC CONTROLS - FIELD PANELS/OPS SOFTWARE - GYMNASIUM	
0024	HYSLOP SPORTS CENTER	HVAC CONTROLS - FIELD PANELS/OPS SOFTWARE - GYMNASIUM	
0024	HYSLOP SPORTS CENTER	HVAC CONTROLS - FIELD PANELS/OPS SOFTWARE - GYMNASIUM	
0024	HYSLOP SPORTS CENTER	HVAC CONTROLS - MAJOR INSTRUMENTATION - GYMNASIUM	
0024	HYSLOP SPORTS CENTER	HVAC CONTROLS - MAJOR INSTRUMENTATION - GYMNASIUM	
0024	HYSLOP SPORTS CENTER	HVAC CONTROLS - MAJOR INSTRUMENTATION - GYMNASIUM	
0024	HYSLOP SPORTS CENTER	FIRE ALARM SYSTEM - DEVICES	
0024	HYSLOP SPORTS CENTER	MOTOR CONTROL CENTER VERTICAL SECTION, 600V (<=400A) W/STARTERS	MCC-5
0024	HYSLOP SPORTS CENTER	MOTOR CONTROL CENTER VERTICAL SECTION, 600V (400-600A) W/STARTERS	MCC-5
0024	HYSLOP SPORTS CENTER	MOTOR CONTROL CENTER VERTICAL SECTION, 600V (400-600A) W/STARTERS	MCC-2
0024	HYSLOP SPORTS CENTER	MOTOR CONTROL CENTER VERTICAL SECTION, 600V (400-600A) W/STARTERS	MCC-4
0024	HYSLOP SPORTS CENTER	ELECTRICAL DISTRIBUTION NETWORK - GYMNASIUM	
0024	HYSLOP SPORTS CENTER	COM EXTERIOR BLDG MT HI FLOOD LIGHTING (WALLPACK, WALLWASH)	2000, WALL MOUNTED
0024	HYSLOP SPORTS CENTER	LIGHTING SYSTEM, INTERIOR - GYMNASIUM	
0024	HYSLOP SPORTS CENTER	LIGHTING SYSTEM, INTERIOR - GYMNASIUM	
0024	HYSLOP SPORTS CENTER	LIGHTING SYSTEM, INTERIOR - GYMNASIUM	
0024	HYSLOP SPORTS CENTER	GENERATOR - NATURAL GAS OR GASOLINE (20-100 KW)	GEN-1
0024	HYSLOP SPORTS CENTER	SWITCH - AUTO TRANSFER, 480 V (60-100 AMP)	ATS-1
0024	HYSLOP SPORTS CENTER	GLASS, WINDOW, ALUMINUM OR WOOD, STANDARD	
0024	HYSLOP SPORTS CENTER	DOOR AND FRAME, EXTERIOR, SWINGING, HOLLOW METAL	1982
0024	HYSLOP SPORTS CENTER	DOOR AND FRAME, EXTERIOR, SWINGING, HOLLOW METAL	
0024	HYSLOP SPORTS CENTER	DOOR, EXTERIOR, OVERHEAD ROLLING METAL, LOCK	
0024	HYSLOP SPORTS CENTER	DOOR PANIC HARDWARE, EXTERIOR	
0024	HYSLOP SPORTS CENTER	ROOF - 1-PLY, UNBALLASTED	EPDM
0024	HYSLOP SPORTS CENTER	DOOR AND FRAME, INTERIOR, NON-RATED	
0024	HYSLOP SPORTS CENTER	DOOR AND FRAME, INTERIOR, NON-RATED	
0024	HYSLOP SPORTS CENTER	DOOR AND FRAME, INTERIOR, FIRE-RATED	
0024	HYSLOP SPORTS CENTER	DOOR AND FRAME, INTERIOR, FIRE-RATED	
0024	HYSLOP SPORTS CENTER	WALL FINISH - APPLIED, STANDARD	
0024	HYSLOP SPORTS CENTER	FLOORING - VINYL COMPOSITION TILE, STANDARD	1994, 12x12
0024	HYSLOP SPORTS CENTER	FLOORING - VINYL COMPOSITION TILE, STANDARD	1982, 12X12
0024	HYSLOP SPORTS CENTER	FLOORING - VINYL SHEET, STANDARD	
0024	HYSLOP SPORTS CENTER	DUCTLESS DX SPLIT SYSTEM (2 @ .75 TON)	ACCU-1
0024	HYSLOP SPORTS CENTER	ROOF - BITUMINOUS, 4-PLY, COAL TAR PITCH	GRAVEL SURFACED
0024	HYSLOP SPORTS CENTER	ROOF - BITUMINOUS, 4-PLY, COAL TAR PITCH	GRAVEL SURFACED
0024	HYSLOP SPORTS CENTER	ROOF - BITUMINOUS, 4-PLY, COAL TAR PITCH	GRAVEL SURFACED
0024	HYSLOP SPORTS CENTER	SPA FILTER, AVG	190A
0024	HYSLOP SPORTS CENTER	PUMP - ELECTRIC (<=10 HP)	DHWRP-1
0024	HYSLOP SPORTS CENTER	PUMP - ELECTRIC (<=10 HP)	HWP-6
0024	HYSLOP SPORTS CENTER	PUMP - ELECTRIC (<=10 HP)	HWP-7
0024	HYSLOP SPORTS CENTER	PUMP - ELECTRIC (<=10 HP)	GMP-3
0024	HYSLOP SPORTS CENTER	PACKAGE HVAC UNIT, DX, GAS OR ELECTRIC HEAT, SINGLE-ZONE (9-35 TON)	AHU-10

0024	HYSLOP SPORTS CENTER	DOOR, EXTERIOR, SLIDING, POWERED, STEEL HANGAR, LOCK	
0024	HYSLOP SPORTS CENTER	CEILING FINISH - SUSPENDED ACOUSTICAL TILE, STANDARD	
0024	HYSLOP SPORTS CENTER	CEILING FINISH - APPLIED PAINT OR STAIN, STANDARD	
0024	HYSLOP SPORTS CENTER	PLUMBING FIXTURE - SHOWER, GANG PEDESTAL, STAINLESS STEEL	
0024	HYSLOP SPORTS CENTER	PLUMBING FIXTURE - SHOWER VALVE AND HEAD	
0024	HYSLOP SPORTS CENTER	PLUMBING FIXTURE - WATER CLOSET, TANKLESS	
0024	HYSLOP SPORTS CENTER	WATER TANK (55-274 GAL)	GLYCOL MAKE-UP TANK 1
0024	HYSLOP SPORTS CENTER	WATER TANK (1,650-4,000 GAL)	DHWT-1
0024	HYSLOP SPORTS CENTER	WATER HEATER - SHELL & TUBE (105-400 GPM)	DWH-1
0024	HYSLOP SPORTS CENTER	DRAIN PIPING SYSTEM - GYMNASIUM	
0024	HYSLOP SPORTS CENTER	HVAC DISTRIBUTION NETWORKS - GYMNASIUM	
0024	HYSLOP SPORTS CENTER	EXPANSION TANK, STL PT (50-450 GAL)	ET-1
0024	HYSLOP SPORTS CENTER	EXPANSION TANK, STL PT (50-450 GAL)	ET-2
0024	HYSLOP SPORTS CENTER	EXPANSION TANK, STL PT (50-450 GAL)	ET-3
0024	HYSLOP SPORTS CENTER	ELECTRICAL DISTRIBUTION NETWORK - GYMNASIUM	
0024	HYSLOP SPORTS CENTER	TRANSFORMER - DRY-TYPE, 3PH, 480V SECONDARY (9-30 KVA)	T-70
0024	HYSLOP SPORTS CENTER	TRANSFORMER - DRY-TYPE, 3PH, 480V SECONDARY (9-30 KVA)	T-145
0024	HYSLOP SPORTS CENTER	TRANSFORMER - DRY-TYPE, 3PH, 480V SECONDARY (75-112.5 KVA)	T-390
0024	HYSLOP SPORTS CENTER	DOOR AND FRAME, EXTERIOR, SWINGING, HOLLOW METAL	
0024	HYSLOP SPORTS CENTER	FLOORING - ATHLETIC COURT, WOOD	
0024	HYSLOP SPORTS CENTER	PLUMBING FIXTURE - URINAL	
0024	HYSLOP SPORTS CENTER	VARIABLE FREQUENCY DRIVE (30-40 HP)	POOL PUMP
0024	HYSLOP SPORTS CENTER	PLUMBING FIXTURE - LAVATORY, WALL HUNG	
0024	HYSLOP SPORTS CENTER	WATER HEATER - SHELL & TUBE (105-400 GPM)	DWH-2
0024	HYSLOP SPORTS CENTER	PLUMBING FIXTURE - WATER CLOSET, TANKLESS	ADA UPDATE
0024	HYSLOP SPORTS CENTER	SUPPLY PIPING SYSTEM - GYMNASIUM	
0024	HYSLOP SPORTS CENTER	FIRE ALARM SYSTEM - DEVICES	
0024	HYSLOP SPORTS CENTER	FIRE ALARM PANEL, DIALER, BATTERY, & CHARGER UP TO 700 POINTS	
0024	HYSLOP SPORTS CENTER	TRANSFORMER - OIL-FILLED, 3PH, 5-15KV PRIMARY (500-750 KVA)	T-SITE
0024	HYSLOP SPORTS CENTER	FAN - AXIAL, RETURN, 1.5" SP (<=3 HP) 9,200 CFM	EF-239
0024	HYSLOP SPORTS CENTER	FAN - PROPELLER WITH LOUVER, 1/4" SP (<=0.5 HP)	CLG FAN
0024	HYSLOP SPORTS CENTER	PACKAGE HVAC UNIT, DX, GAS OR ELECTRIC HEAT, SINGLE-ZONE (<= 5 TON)	AC-2
0024	HYSLOP SPORTS CENTER	PACKAGE HVAC UNIT, DX, GAS OR ELECTRIC HEAT, SINGLE-ZONE (<= 5 TON)	AC-1
0024	HYSLOP SPORTS CENTER	DOOR LOCK, COMMERCIAL-GRADE, EXTERIOR	
0024	HYSLOP SPORTS CENTER	PERMANENT GRANDSTAND / BLEACHER REPLACEMENT (PER SEAT)	
0032	MCCANNEL HALL	GLASS, WINDOW, ALUMINUM OR WOOD, STANDARD	
0032	MCCANNEL HALL	GLASS, WINDOW, ALUMINUM OR WOOD, STANDARD	WOOD FRAMED
0032	MCCANNEL HALL	DOOR AND FRAME, EXTERIOR, SWINGING, WOOD STANDARD	ROOF ACCESS
0032	MCCANNEL HALL	DOOR LOCK, COMMERCIAL-GRADE, EXTERIOR	
0032	MCCANNEL HALL	DOOR LOCK, COMMERCIAL-GRADE, EXTERIOR	ROOF ACCESS
0032	MCCANNEL HALL	ROOF - 1-PLY, BALLASTED	EPDM
0032	MCCANNEL HALL	ROOF - 1-PLY, BALLASTED	EPDM
0032	MCCANNEL HALL	DOOR AND FRAME, INTERIOR, NON-RATED	
0032	MCCANNEL HALL	DOOR LOCK, COMMERCIAL-GRADE	
0032	MCCANNEL HALL	DOOR PANIC HARDWARE	
0032	MCCANNEL HALL	WALL FINISH - APPLIED, STANDARD	
0032	MCCANNEL HALL	FLOORING - CARPET, TILE OR ROLL, STANDARD	



0032	MCCANNEL HALL	FLOORING - VINYL COMPOSITION TILE, STANDARD	
0032	MCCANNEL HALL	FLOORING - VINYL COMPOSITION TILE, STANDARD	
0032	MCCANNEL HALL	CEILING FINISH - SUSPENDED ACOUSTICAL TILE, STANDARD	
0032	MCCANNEL HALL	BACKFLOW PREVENTER (3-4 INCHES)	BF-FIRE
0032	MCCANNEL HALL	WATER HEATER - COMMERCIAL, ELECTRIC (70-90 GAL)	DWH-20A
0032	MCCANNEL HALL	WATER HEATER - COMMERCIAL, ELECTRIC (70-90 GAL)	DWH-20B
0032	MCCANNEL HALL	GREYWATER LIFT STATION	SP-016
0032	MCCANNEL HALL	GREYWATER LIFT STATION	SP-016B
0032	MCCANNEL HALL	GREYWATER LIFT STATION	SP-018
0032	MCCANNEL HALL	GREYWATER LIFT STATION	SP-022
0032	MCCANNEL HALL	GREYWATER LIFT STATION	SP-023
0032	MCCANNEL HALL	SEWAGE LIFT STATION	SE-1
0032	MCCANNEL HALL	AIR HANDLING UNIT - INDOOR (.5-1.25 HP)	AHU-5
0032	MCCANNEL HALL	AIR HANDLING UNIT - INDOOR (.5-1.25 HP)	AHU-4
0032	MCCANNEL HALL	AIR HANDLING UNIT - INDOOR (1.26-1.75 HP)	AHU-3
0032	MCCANNEL HALL	AIR HANDLING UNIT - INDOOR (1.26-1.75 HP)	AHU-6
0032	MCCANNEL HALL	AIR HANDLING UNIT - INDOOR (1.76-2.75 HP)	FCU
0032	MCCANNEL HALL	FAN - CENTRIFUGAL ROOF EXHAUST, 1/4" SP (20"-22" DIAMETER)	PV-11
0032	MCCANNEL HALL	FAN - CENTRIFUGAL ROOF EXHAUST, 1/4" SP (20"-22" DIAMETER)	PV-4
0032	MCCANNEL HALL	FAN - CENTRIFUGAL ROOF EXHAUST, 1/4" SP (20"-22" DIAMETER)	PV-5
0032	MCCANNEL HALL	FAN - CENTRIFUGAL ROOF EXHAUST, 1/4" SP (20"-22" DIAMETER)	PV-6
0032	MCCANNEL HALL	FAN - CENTRIFUGAL ROOF EXHAUST, 1/4" SP (20"-22" DIAMETER)	PV-7
0032	MCCANNEL HALL	FAN - CENTRIFUGAL ROOF EXHAUST, 1/4" SP (20"-22" DIAMETER)	PV-8
0032	MCCANNEL HALL	FAN - CENTRIFUGAL ROOF EXHAUST, 1/4" SP (20"-22" DIAMETER)	PV-9
0032	MCCANNEL HALL	FAN - CENTRIFUGAL ROOF EXHAUST, 1/4" SP (20"-22" DIAMETER)	PV-10
0032	MCCANNEL HALL	FAN - CENTRIFUGAL ROOF EXHAUST, 1/4" SP (25"-30" DIAMETER)	PV-3
0032	MCCANNEL HALL	FAN - CENTRIFUGAL ROOF EXHAUST, 1/4" SP (25"-30" DIAMETER)	PV-2
0032	MCCANNEL HALL	FAN - INLINE CENTRIFUGAL AIRFOIL, SUPPLY, 2.5" SP (<=30 HP)	EF-403
0032	MCCANNEL HALL	FAN - INLINE CENTRIFUGAL AIRFOIL, SUPPLY, 2.5" SP (<=30 HP)	EF-152
0032	MCCANNEL HALL	FAN - INLINE CENTRIFUGAL AIRFOIL, SUPPLY, 2.5" SP (<=30 HP)	SF-1
0032	MCCANNEL HALL	FAN - INLINE CENTRIFUGAL AIRFOIL, SUPPLY, 2.5" SP (<=30 HP)	EF-3
0032	MCCANNEL HALL	FAN - INLINE CENTRIFUGAL AIRFOIL, SUPPLY, 2.5" SP (<=30 HP)	SF-2
0032	MCCANNEL HALL	FAN - UTILITY SET, 1/4" SP (1.25-4 HP)	EF-1
0032	MCCANNEL HALL	HEAT EXCHANGER - SHELL & TUBE STEAM TO WATER (20-85 GPM)	CONV-3
0032	MCCANNEL HALL	HEAT EXCHANGER - SHELL & TUBE STEAM TO WATER (>85 GPM)	CONV-2
0032	MCCANNEL HALL	HEAT EXCHANGER - SHELL & TUBE STEAM TO WATER (>85 GPM)	CONV-1
0032	MCCANNEL HALL	HEAT EXCHANGER - SHELL & TUBE STEAM TO WATER (>85 GPM)	BAC-3
0032	MCCANNEL HALL	HEAT EXCHANGER - SHELL & TUBE STEAM TO WATER (>85 GPM)	BAC-1
0032	MCCANNEL HALL	HEAT EXCHANGER - SHELL & TUBE STEAM TO WATER (>85 GPM)	BAC-2
0032	MCCANNEL HALL	HEAT EXCHANGER - SHELL & TUBE STEAM TO WATER (>85 GPM)	CONV-4
0032	MCCANNEL HALL	PRESSURE REDUCING VALVE, STEAM SYSTEM (2")	PRV-1
0032	MCCANNEL HALL	PRESSURE REDUCING VALVE, STEAM SYSTEM (4")	PRV-2
0032	MCCANNEL HALL	PUMP - ELECTRIC (<=10 HP)	PPHP-2
0032	MCCANNEL HALL	PUMP - ELECTRIC (<=10 HP)	PPHP-1
0032	MCCANNEL HALL	PUMP - ELECTRIC (<=10 HP)	PGHP-1
0032	MCCANNEL HALL	PUMP - ELECTRIC (<=10 HP)	PGHP-2
0032	MCCANNEL HALL	PUMP - ELECTRIC (<=10 HP)	GWP-1
0032	MCCANNEL HALL	PUMP - ELECTRIC (<=10 HP)	SGHP-1

0032	MCCANNEL HALL	PUMP - ELECTRIC (<=10 HP)	SGHP-2
0032	MCCANNEL HALL	PUMP - ELECTRIC (<=10 HP)	SGHP-3
0032	MCCANNEL HALL	PUMP - ELECTRIC (<=10 HP)	FINTUBE
0032	MCCANNEL HALL	PUMP - ELECTRIC (<=10 HP)	BACP-1
0032	MCCANNEL HALL	PUMP - ELECTRIC (<=10 HP)	BACP-2
0032	MCCANNEL HALL	PUMP - ELECTRIC (30 - 40 HP)	CTP-1
0032	MCCANNEL HALL	PUMP - ELECTRIC (30 - 40 HP)	CTP-2
0032	MCCANNEL HALL	CONDENSATE RECEIVER, ELECTRIC, 2 PUMPS	CRU-1
0032	MCCANNEL HALL	FIRE ALARM SYSTEM - DEVICES	
0032	MCCANNEL HALL	FIRE ALARM PANEL, DIALER, BATTERY, & CHARGER UP TO 400 POINTS	
0032	MCCANNEL HALL	MOTOR CONTROL CENTER VERTICAL SECTION, 600V (400-600A) W/STARTERS	MCC1
0032	MCCANNEL HALL	COM EXTERIOR BLDG MT HI FLOOD LIGHTING (WALLPACK, WALLWASH)	
0032	MCCANNEL HALL	SWITCH - AUTO TRANSFER, 480 V (100-400 AMP)	ATS-1
0032	MCCANNEL HALL	ELEVATOR MODERNIZATION - TRACTION - LOW RISE 2-8 FLOORS	
0032	MCCANNEL HALL	ROOF - 1-PLY, BALLASTED	EPDM
0032	MCCANNEL HALL	CASEWORK - WOOD BASE AND WALL, TOP, STANDARD	FORMER PHARMACY
0032	MCCANNEL HALL	DOOR AND FRAME, EXTERIOR, SWINGING, ALUMINUM AND GLASS	
0032	MCCANNEL HALL	WATER TANK (55-274 GAL)	GLYCOL FILL
0032	MCCANNEL HALL	WATER TANK (1,650-4,000 GAL)	HP THERMAL STORAGE
0032	MCCANNEL HALL	WATER TANK (1,650-4,000 GAL)	COOLING TOWER
0032	MCCANNEL HALL	COOLING TOWER (301-550 TONS)	CT-OKELLY
0032	MCCANNEL HALL	EXPANSION TANK, STL PT (50-450 GAL)	ET-1
0032	MCCANNEL HALL	TRANSFORMER - DRY-TYPE, 3PH, 480V SECONDARY (30-50 KVA)	T-8
0032	MCCANNEL HALL	TRANSFORMER - DRY-TYPE, 3PH, 480V SECONDARY (30-50 KVA)	T-1
0032	MCCANNEL HALL	TRANSFORMER - DRY-TYPE, 3PH, 480V SECONDARY (30-50 KVA)	T-7
0032	MCCANNEL HALL	TRANSFORMER - DRY-TYPE, 3PH, 480V SECONDARY (30-50 KVA)	T-4
0032	MCCANNEL HALL	TRANSFORMER - DRY-TYPE, 3PH, 480V SECONDARY (50-75 KVA)	T-3
0032	MCCANNEL HALL	TRANSFORMER - DRY-TYPE, 3PH, 480V SECONDARY (50-75 KVA)	T-2
0032	MCCANNEL HALL	TRANSFORMER - DRY-TYPE, 3PH, 480V SECONDARY (50-75 KVA)	T-6
0032	MCCANNEL HALL	WALL, EXTERIOR, PANEL JOINT RESTORATION	
0032	MCCANNEL HALL	DOOR PANIC HARDWARE, EXTERIOR	
0032	MCCANNEL HALL	DOOR PANIC HARDWARE, EXTERIOR	
0032	MCCANNEL HALL	DOOR PANIC HARDWARE, EXTERIOR	
0032	MCCANNEL HALL	WALL FINISH - APPLIED, STANDARD	
0032	MCCANNEL HALL	FLOORING - CARPET, TILE OR ROLL, STANDARD	
0032	MCCANNEL HALL	WATER HEATER - RESIDENTIAL, ELECTRIC (46-100 GAL)	DWH-406
0032	MCCANNEL HALL	WATER HEATER - RESIDENTIAL, ELECTRIC (46-100 GAL)	DWH-16
0032	MCCANNEL HALL	WATER HEATER - RESIDENTIAL, ELECTRIC (46-100 GAL)	DWH-19
0032	MCCANNEL HALL	WATER HEATER - RESIDENTIAL, ELECTRIC (46-100 GAL)	DWH-298A
0032	MCCANNEL HALL	HVAC CONTROLS - FIELD PANELS/OPS SOFTWARE - OFFICE	
0032	MCCANNEL HALL	HVAC CONTROLS - FIELD PANELS/OPS SOFTWARE - OFFICE	
0032	MCCANNEL HALL	HVAC CONTROLS - MAJOR INSTRUMENTATION - OFFICE	
0032	MCCANNEL HALL	HVAC CONTROLS - MAJOR INSTRUMENTATION - OFFICE	
0032	MCCANNEL HALL	DOOR AND FRAME, EXTERIOR, SWINGING, ALUMINUM AND GLASS	
0032	MCCANNEL HALL	WALL FINISH - APPLIED, STANDARD	
0032	MCCANNEL HALL	FLOORING - CARPET, TILE OR ROLL, STANDARD	

0032	MCCANNEL HALL	PLUMBING FIXTURE - LAVATORY, WALL HUNG	
0032	MCCANNEL HALL	PLUMBING FIXTURE - LAVATORY, WALL HUNG	
0032	MCCANNEL HALL	PLUMBING FIXTURE - URINAL	
0032	MCCANNEL HALL	PLUMBING FIXTURE - WATER CLOSET, TANK-TYPE	
0032	MCCANNEL HALL	PLUMBING FIXTURE - WATER CLOSET, TANKLESS	
0032	MCCANNEL HALL	TRANSFORMER - OIL-FILLED, 3PH, 5-15KV PRIMARY (300-500 KVA)	T-SITE
0035	ABBOT HALL	DOOR LOCK, COMMERCIAL-GRADE, EXTERIOR	
0035	ABBOT HALL	DOOR PANIC HARDWARE, EXTERIOR	
0035	ABBOT HALL	DOOR PANIC HARDWARE, EXTERIOR	
0035	ABBOT HALL	ROOF - 1-PLY, BALLASTED	GRAVEL BALLASTED EPDM
0035	ABBOT HALL	ROOF - 1-PLY, BALLASTED	GRAVEL BALLASTED EPDM
0035	ABBOT HALL	ROOF - 1-PLY, BALLASTED	GRAVEL BALLASTED EPDM
0035	ABBOT HALL	DOOR AND FRAME, INTERIOR, NON-RATED	
0035	ABBOT HALL	DOOR PANIC HARDWARE	
0035	ABBOT HALL	DOOR PANIC HARDWARE	
0035	ABBOT HALL	DOOR PANIC HARDWARE	
0035	ABBOT HALL	DOOR PANIC HARDWARE	
0035	ABBOT HALL	DOOR PANIC HARDWARE	
0035	ABBOT HALL	DOOR PANIC HARDWARE	
0035	ABBOT HALL	CASEWORK - WOOD BASE AND WALL, TOP, STANDARD	
0035	ABBOT HALL	CASEWORK - WOOD BASE AND WALL, TOP, STANDARD	
0035	ABBOT HALL	SEATING, FIXED, FOLDING, STANDARD	WOOD SEATING ON PEDESTAL
0035	ABBOT HALL	FLOORING - CARPET, TILE OR ROLL, STANDARD	2001
0035	ABBOT HALL	FLOORING - VINYL COMPOSITION TILE, STANDARD	1991
0035	ABBOT HALL	FLOORING - FLUID APPLIED, EPOXY / ACRYLIC / POLYURETHANE	1998
0035	ABBOT HALL	FLOORING - FLUID APPLIED, EPOXY / ACRYLIC / POLYURETHANE	1991
0035	ABBOT HALL	FLOORING - FLUID APPLIED, PAINT OR CLEAR SEAL	1991
0035	ABBOT HALL	CEILING FINISH - SUSPENDED ACOUSTICAL TILE, STANDARD	1991
0035	ABBOT HALL	ELEVATOR MODERNIZATION - HYDRAULIC 2-5 FLOORS	
0035	ABBOT HALL	PLUMBING FIXTURE - EMERGENCY SHOWER	1982 RENOVATED
0035	ABBOT HALL	PLUMBING FIXTURE - EMERGENCY EYEWASH	1982 RENOVATED
0035	ABBOT HALL	PLUMBING FIXTURE - EMERGENCY COMBINATION SHOWER/EYEWASH	1982 RENOVATED
0035	ABBOT HALL	PLUMBING FIXTURE - EMERGENCY COMBINATION SHOWER/EYEWASH	
0035	ABBOT HALL	SUPPLY PIPING SYSTEM - LABORATORY, WET	1961
0035	ABBOT HALL	WATER TANK (55-274 GAL)	GLYCOL FILL
0035	ABBOT HALL	WATER HEATER - SHELL & TUBE (45-93 GPM)	DHW-1
0035	ABBOT HALL	WATER HEATER - SHELL & TUBE (45-93 GPM)	DWH-2
0035	ABBOT HALL	REVERSE OSMOSIS SYSTEM (<=5,000 GPD)	RO-416
0035	ABBOT HALL	DRAIN PIPING SYSTEM - LABORATORY, WET	1961
0035	ABBOT HALL	GREYWATER LIFT STATION	SP-1
0035	ABBOT HALL	GREYWATER LIFT STATION	SP-2
0035	ABBOT HALL	GREYWATER LIFT STATION	SP
0035	ABBOT HALL	GREYWATER LIFT STATION	SP-3
0035	ABBOT HALL	GREYWATER LIFT STATION	SP

0035	ABBOT HALL	AIR DRYER, REFRIGERATED (11-25 CFM)	AD-1
0035	ABBOT HALL	AIR DRYER, REFRIGERATED (11-25 CFM)	AD-1
0035	ABBOT HALL	AIR COMPRESSOR - MEDICAL/LABORATORY PCKG (=10 HP), WITH DRYER	AC-1
0035	ABBOT HALL	AIR COMPRESSOR - MEDICAL/LABORATORY PCKG (=10 HP), WITH DRYER	AC-2
0035	ABBOT HALL	UNIT HEATER, STEAM/HYDRONIC STD (TO 250 MBH)	UH
0035	ABBOT HALL	AIR HANDLING UNIT - INDOOR (1.76-2.75 HP)	FCU
0035	ABBOT HALL	AIR HANDLING UNIT - INDOOR (1.76-2.75 HP)	FCU
0035	ABBOT HALL	AIR HANDLING UNIT - INDOOR (1.76-2.75 HP)	FCU
0035	ABBOT HALL	AIR HANDLING UNIT - INDOOR (1.76-2.75 HP)	AHU-1
0035	ABBOT HALL	AIR HANDLING UNIT - INDOOR (1.76-2.75 HP)	AHU-2
0035	ABBOT HALL	AIR HANDLING UNIT - INDOOR (3.26-6 HP)	AHU-8
0035	ABBOT HALL	AIR HANDLING UNIT - INDOOR (3.26-6 HP)	AHU-4
0035	ABBOT HALL	AIR HANDLING UNIT - INDOOR (7-9 HP)	AHU-1
0035	ABBOT HALL	AIR HANDLING UNIT - INDOOR (13-17 HP)	AHU-5
0035	ABBOT HALL	AIR HANDLING UNIT - INDOOR (13-17 HP)	REF-5
0035	ABBOT HALL	AIR HANDLING UNIT - INDOOR (28-35 HP)	AHU-3
0035	ABBOT HALL	AIR HANDLING UNIT - INDOOR (46-63 HP)	REF-2
0035	ABBOT HALL	AIR HANDLING UNIT - INDOOR (46-63 HP)	AHU-2
0035	ABBOT HALL	HEAT PUMP, WATER-SOURCE	HP-2
0035	ABBOT HALL	HEAT PUMP, WATER-SOURCE	HP-1
0035	ABBOT HALL	HEAT PUMP, WATER-SOURCE	HP-3
0035	ABBOT HALL	HEAT PUMP, WATER-SOURCE	HP-4
0035	ABBOT HALL	HEAT PUMP, WATER-SOURCE	HP-110
0035	ABBOT HALL	HUMIDIFIER, STEAM INJECTION	AHU-2
0035	ABBOT HALL	HUMIDIFIER, STEAM INJECTION	AHU-3
0035	ABBOT HALL	HUMIDIFIER, STEAM INJECTION	AHU-4
0035	ABBOT HALL	HUMIDIFIER, STEAM INJECTION	AHU-5
0035	ABBOT HALL	HUMIDIFIER, STEAM INJECTION	AHU-6
0035	ABBOT HALL	HUMIDIFIER, STEAM INJECTION	AHU-7
0035	ABBOT HALL	FAN - CENTRIFUGAL ROOF EXHAUST, 1/4" SP (20"-22" DIAMETER)	PV-11
0035	ABBOT HALL	FAN - CENTRIFUGAL ROOF EXHAUST, 1/4" SP (20"-22" DIAMETER)	PV-1 101 ROOF
0035	ABBOT HALL	FAN - CENTRIFUGAL ROOF EXHAUST, 1/4" SP (20"-22" DIAMETER)	PV-2 101 ROOF
0035	ABBOT HALL	FAN - CENTRIFUGAL ROOF EXHAUST, 1/4" SP (20"-22" DIAMETER)	PV-3 101 ROOF
0035	ABBOT HALL	FAN - CENTRIFUGAL ROOF EXHAUST, 1/4" SP (20"-22" DIAMETER)	PV-4 101 ROOF
0035	ABBOT HALL	FAN - CENTRIFUGAL ROOF EXHAUST, 1/4" SP (20"-22" DIAMETER)	PV-1 250 ROOF
0035	ABBOT HALL	FAN - CENTRIFUGAL ROOF EXHAUST, 1/4" SP (25"-30" DIAMETER)	PV-1
0035	ABBOT HALL	FAN - CENTRIFUGAL ROOF EXHAUST, 1/4" SP (25"-30" DIAMETER)	PV-601 ROOF
0035	ABBOT HALL	FAN - INLINE CENTRIFUGAL AIRFOIL, SUPPLY, 2.5" SP (<=30 HP)	RAF-7
0035	ABBOT HALL	FAN - INLINE CENTRIFUGAL AIRFOIL, SUPPLY, 2.5" SP (<=30 HP)	REF-1
0035	ABBOT HALL	FAN - INLINE CENTRIFUGAL AIRFOIL, SUPPLY, 2.5" SP (<=30 HP)	REF-4
0035	ABBOT HALL	FAN - INLINE CENTRIFUGAL AIRFOIL, SUPPLY, 2.5" SP (<=30 HP)	REF-3
0035	ABBOT HALL	FAN - INLINE CENTRIFUGAL AIRFOIL, SUPPLY, 2.5" SP (<=30 HP)	EF-5
0035	ABBOT HALL	FAN - INLINE CENTRIFUGAL AIRFOIL, SUPPLY, 2.5" SP (<=30 HP)	EF-26
0035	ABBOT HALL	FAN - UTILITY SET, 1/4" SP (<=0.5 HP)	EF-4B
0035	ABBOT HALL	FAN - UTILITY SET, 1/4" SP (<=0.5 HP)	EF-2A
0035	ABBOT HALL	FAN - UTILITY SET, 1/4" SP (<=0.5 HP)	EF-2B
0035	ABBOT HALL	FAN - UTILITY SET, 1/4" SP (<=0.5 HP)	EF-4A
0035	ABBOT HALL	FAN - UTILITY SET, 1/4" SP (.4-1.25 HP)	EF-9

0035	ABBOT HALL	FAN - UTILITY SET, 1/4" SP (.4-1.25 HP)	EF-21
0035	ABBOT HALL	FAN - UTILITY SET, 1/4" SP (.4-1.25 HP)	EF-8
0035	ABBOT HALL	FAN - UTILITY SET, 1/4" SP (.4-1.25 HP)	EF-7
0035	ABBOT HALL	FAN - UTILITY SET, 1/4" SP (.4-1.25 HP)	EF-12
0035	ABBOT HALL	FAN - UTILITY SET, 1/4" SP (.4-1.25 HP)	EF-17
0035	ABBOT HALL	FAN - UTILITY SET, 1/4" SP (.4-1.25 HP)	EF-15
0035	ABBOT HALL	FAN - UTILITY SET, 1/4" SP (.4-1.25 HP)	EF-3
0035	ABBOT HALL	FAN - UTILITY SET, 1/4" SP (.4-1.25 HP)	EF-4
0035	ABBOT HALL	FAN - UTILITY SET, 1/4" SP (.4-1.25 HP)	EF-161A
0035	ABBOT HALL	FAN - UTILITY SET, 1/4" SP (.4-1.25 HP)	EF-1
0035	ABBOT HALL	FAN - UTILITY SET, 1/4" SP (.4-1.25 HP)	EF-2
0035	ABBOT HALL	FAN - UTILITY SET, 1/4" SP (.4-1.25 HP)	EF-24
0035	ABBOT HALL	FAN - UTILITY SET, 1/4" SP (.4-1.25 HP)	EF-14
0035	ABBOT HALL	FAN - UTILITY SET, 1/4" SP (.4-1.25 HP)	EF-10
0035	ABBOT HALL	FAN - UTILITY SET, 1/4" SP (.4-1.25 HP)	EF-23
0035	ABBOT HALL	FAN - UTILITY SET, 1/4" SP (.4-1.25 HP)	EF-25
0035	ABBOT HALL	FAN - UTILITY SET, 1/4" SP (.4-1.25 HP)	EF-18
0035	ABBOT HALL	FAN - UTILITY SET, 1/4" SP (.4-1.25 HP)	EF-13
0035	ABBOT HALL	FAN - UTILITY SET, 1/4" SP (.4-1.25 HP)	EF-16
0035	ABBOT HALL	FAN - UTILITY SET, 1/4" SP (.4-1.25 HP)	EF-19
0035	ABBOT HALL	FAN - UTILITY SET, 1/4" SP (.4-1.25 HP)	EF-11
0035	ABBOT HALL	FAN - UTILITY SET, 1/4" SP (.4-1.25 HP)	EF-20
0035	ABBOT HALL	FAN - UTILITY SET, 1/4" SP (.4-1.25 HP)	EF-22
0035	ABBOT HALL	FAN - UTILITY SET, 1/4" SP (17-27 HP)	CEF-1A
0035	ABBOT HALL	FAN - UTILITY SET, 1/4" SP (17-27 HP)	CEF-1B
0035	ABBOT HALL	HOOD, FUME	FH-5
0035	ABBOT HALL	HOOD, FUME	FH-4
0035	ABBOT HALL	HOOD, FUME	FH-5
0035	ABBOT HALL	HOOD, FUME	FH-4
0035	ABBOT HALL	HOOD, FUME	FH-5
0035	ABBOT HALL	HOOD, FUME	FH-6
0035	ABBOT HALL	HVAC DISTRIBUTION NETWORKS - LABORATORY, WET	1961
0035	ABBOT HALL	HEAT EXCHANGER - SHELL & TUBE STEAM TO WATER (>85 GPM)	CONV-3
0035	ABBOT HALL	HEAT EXCHANGER - SHELL & TUBE STEAM TO WATER (>85 GPM)	CONV-4
0035	ABBOT HALL	HEAT EXCHANGER - SHELL & TUBE STEAM TO WATER (>85 GPM)	CONV-5
0035	ABBOT HALL	HEAT EXCHANGER - SHELL & TUBE STEAM TO WATER (>85 GPM)	CONV-1
0035	ABBOT HALL	HEAT EXCHANGER - SHELL & TUBE STEAM TO WATER (>85 GPM)	CONV-2
0035	ABBOT HALL	PRESSURE REDUCING VALVE, STEAM SYSTEM (2")	PRV-1
0035	ABBOT HALL	PRESSURE REDUCING VALVE, STEAM SYSTEM (2")	PRV-2
0035	ABBOT HALL	PRESSURE REDUCING VALVE, STEAM SYSTEM (2")	PRV-3
0035	ABBOT HALL	PRESSURE REDUCING VALVE, STEAM SYSTEM (3")	PRV-4
0035	ABBOT HALL	PRESSURE REDUCING VALVE, STEAM SYSTEM (3")	PRV-5
0035	ABBOT HALL	PUMP - ELECTRIC (<=10 HP)	HWP-7
0035	ABBOT HALL	PUMP - ELECTRIC (<=10 HP)	HWP-3
0035	ABBOT HALL	PUMP - ELECTRIC (<=10 HP)	HWP-4
0035	ABBOT HALL	PUMP - ELECTRIC (<=10 HP)	HWP-6
0035	ABBOT HALL	PUMP - ELECTRIC (<=10 HP)	SCWP-3
0035	ABBOT HALL	PUMP - ELECTRIC (<=10 HP)	SCWP-4

0035	ABBOT HALL	PUMP - ELECTRIC (<=10 HP)	P-1
0035	ABBOT HALL	PUMP - ELECTRIC (<=10 HP)	HRP-1
0035	ABBOT HALL	PUMP - ELECTRIC (<=10 HP)	P-AHU-5
0035	ABBOT HALL	PUMP - ELECTRIC (<=10 HP)	HRP-2
0035	ABBOT HALL	PUMP - ELECTRIC (<=10 HP)	SCWP-5
0035	ABBOT HALL	PUMP - ELECTRIC (<=10 HP)	SCWP-1
0035	ABBOT HALL	PUMP - ELECTRIC (<=10 HP)	HWP-1
0035	ABBOT HALL	PUMP - ELECTRIC (<=10 HP)	GWP-1
0035	ABBOT HALL	PUMP - ELECTRIC (<=10 HP)	HWP-5
0035	ABBOT HALL	PUMP - ELECTRIC (<=10 HP)	HWP-2
0035	ABBOT HALL	PUMP - ELECTRIC (<=10 HP)	SCWP-1
0035	ABBOT HALL	PUMP - ELECTRIC (<=10 HP)	SCWP-2
0035	ABBOT HALL	PUMP - ELECTRIC (<=10 HP)	P-2
0035	ABBOT HALL	PUMP - ELECTRIC (<=10 HP)	DHWRP-2
0035	ABBOT HALL	PUMP - ELECTRIC (<=10 HP)	DHWRP-1
0035	ABBOT HALL	PUMP - ELECTRIC (<=10 HP)	DHWRP-3
0035	ABBOT HALL	PUMP - ELECTRIC (20 - 25 HP)	PCWP-1
0035	ABBOT HALL	PUMP - ELECTRIC (20 - 25 HP)	PCWP-2
0035	ABBOT HALL	CONDENSATE RECEIVER, ELECTRIC, 2 PUMPS	CRU-601
0035	ABBOT HALL	CONDENSATE RECEIVER, ELECTRIC, 2 PUMPS	CRU-501A
0035	ABBOT HALL	CONDENSATE RECEIVER, ELECTRIC, 2 PUMPS	CRU-501B
0035	ABBOT HALL	CONDENSATE RECEIVER, ELECTRIC, 2 PUMPS	CRU-001
0035	ABBOT HALL	CONDENSATE RECEIVER, ELECTRIC, 2 PUMPS	CRU-125
0035	ABBOT HALL	CONDENSATE RECEIVER, ELECTRIC, 2 PUMPS	CRU-135
0035	ABBOT HALL	EXPANSION TANK, STL PT (50-450 GAL)	ET-4
0035	ABBOT HALL	EXPANSION TANK, STL PT (50-450 GAL)	ET-5
0035	ABBOT HALL	EXPANSION TANK, STL PT (50-450 GAL)	ET-6
0035	ABBOT HALL	AIR COMPRESSOR SYSTEM - HVAC CONTROLS (7-10 TOTAL HP)	TCAC
0035	ABBOT HALL	AIR DRYER, REFRIGERATED (0-10 CFM)	TCAD
0035	ABBOT HALL	FIRE ALARM SYSTEM - DEVICES	
0035	ABBOT HALL	FIRE ALARM PANEL, DIALER, BATTERY, & CHARGER UP TO 700 POINTS	
0035	ABBOT HALL	MOTOR CONTROL CENTER VERTICAL SECTION, 600V (400-600A) W/STARTERS	MCC-1
0035	ABBOT HALL	ELECTRICAL DISTRIBUTION NETWORK - LABORATORY, WET	1961
0035	ABBOT HALL	TRANSFORMER - DRY-TYPE, 3PH, 480V SECONDARY (9-30 KVA)	T-
0035	ABBOT HALL	TRANSFORMER - DRY-TYPE, 3PH, 480V SECONDARY (30-50 KVA)	LP-1
0035	ABBOT HALL	TRANSFORMER - DRY-TYPE, 3PH, 480V SECONDARY (225-300 KVA)	T-160
0035	ABBOT HALL	COM EXTERIOR BLDG MT DECO LIGHTING (COACH, SCONCE, PEND, SOFFIT)	ENTRANCE
0035	ABBOT HALL	GENERATOR - NATURAL GAS OR GASOLINE (20-100 KW)	GEN-1
0035	ABBOT HALL	SWITCH - AUTO TRANSFER, 480 V (60-100 AMP)	ATS-1
0035	ABBOT HALL	SWITCH - AUTO TRANSFER, 480 V (60-100 AMP)	ATS-2
0035	ABBOT HALL	ROOF - 1-PLY, BALLASTED	GRAVEL BALLASTED EPDM
0035	ABBOT HALL	WALL FINISH - APPLIED, STANDARD	2008
0035	ABBOT HALL	FLOORING - CARPET, TILE OR ROLL, STANDARD	2008
0035	ABBOT HALL	CHILLER - AIR COOLED PACKAGE (>150 TONS)	CH-2
0035	ABBOT HALL	DUCTLESS DX SPLIT SYSTEM (1-2 TON)	ACCU-1
0035	ABBOT HALL	DUCTLESS DX SPLIT SYSTEM (1-2 TON)	ACCU-2
0035	ABBOT HALL	AIR HANDLING UNIT - INDOOR (3.26-6 HP)	AHU-8

0035	ABBOT HALL	AIR HANDLING UNIT - INDOOR (13-17 HP)	AHU-7
0035	ABBOT HALL	AIR HANDLING UNIT - INDOOR (18-23 HP)	AHU-6
0035	ABBOT HALL	PUMP - ELECTRIC (<=10 HP)	SHWP-8
0035	ABBOT HALL	PUMP - ELECTRIC (<=10 HP)	PHWP-2
0035	ABBOT HALL	PUMP - ELECTRIC (<=10 HP)	PHWP-1
0035	ABBOT HALL	PUMP - ELECTRIC (<=10 HP)	SHWP-6
0035	ABBOT HALL	PUMP - ELECTRIC (<=10 HP)	SCWP-7
0035	ABBOT HALL	PUMP - ELECTRIC (<=10 HP)	HWP-8
0035	ABBOT HALL	PUMP - ELECTRIC (<=10 HP)	HWP-9
0035	ABBOT HALL	PUMP - ELECTRIC (<=10 HP)	HWP-10
0035	ABBOT HALL	PUMP - ELECTRIC (<=10 HP)	HRP-3
0035	ABBOT HALL	PUMP - ELECTRIC (10 - 15 HP)	P-6
0035	ABBOT HALL	PUMP - ELECTRIC (20 - 25 HP)	P-3
0035	ABBOT HALL	PUMP - ELECTRIC (20 - 25 HP)	P-4
0035	ABBOT HALL	PUMP - ELECTRIC (75 - 100 HP)	SHWP-9
0035	ABBOT HALL	PACKAGE HVAC UNIT, DX, GAS OR ELECTRIC HEAT, SINGLE-ZONE (5- 9 TON)	AHU-101 ROOF
0035	ABBOT HALL	MOTOR CONTROL CENTER VERTICAL SECTION, 600V (<=400A) W/STARTERS	MCC-1
0035	ABBOT HALL	WALL FINISH - APPLIED, STANDARD	2001
0035	ABBOT HALL	FLOORING - VINYL COMPOSITION TILE, STANDARD	1998
0035	ABBOT HALL	FLOORING - VINYL SHEET, STANDARD	
0035	ABBOT HALL	FLOORING - FLUID APPLIED, PAINT OR CLEAR SEAL	1998
0035	ABBOT HALL	ELEVATOR MODERNIZATION - TRACTION - LOW RISE 2-8 FLOORS	
0035	ABBOT HALL	PUMP - ELECTRIC (<=10 HP)	RADREHEAT1
0035	ABBOT HALL	PUMP - ELECTRIC (<=10 HP)	RADREHEAT2
0035	ABBOT HALL	PUMP - ELECTRIC (<=10 HP)	RADREHEAT3
0035	ABBOT HALL	PUMP - ELECTRIC (<=10 HP)	RADREHEAT4
0035	ABBOT HALL	FM200 OR INERGEN FIRE SUPPRESSION	
0035	ABBOT HALL	PLUMBING FIXTURE - LAVATORY, WALL HUNG	
0035	ABBOT HALL	PLUMBING FIXTURE - SINK, SERVICE/LAUNDRY/UTILITY	UTILITY SINK
0035	ABBOT HALL	PLUMBING FIXTURE - SINK, SERVICE/LAUNDRY/UTILITY	MOP SINK
0035	ABBOT HALL	PLUMBING FIXTURE - URINAL	
0035	ABBOT HALL	PLUMBING FIXTURE - URINAL	
0035	ABBOT HALL	PLUMBING FIXTURE - WATER CLOSET, TANKLESS	
0035	ABBOT HALL	PLUMBING FIXTURE - WATER CLOSET, TANKLESS	
0035	ABBOT HALL	PLUMBING FIXTURE - EMERGENCY SHOWER	1991
0035	ABBOT HALL	PLUMBING FIXTURE - EMERGENCY EYEWASH	1991
0035	ABBOT HALL	PLUMBING FIXTURE - EMERGENCY COMBINATION SHOWER/EYEWASH	1991
0035	ABBOT HALL	SUPPLY PIPING SYSTEM - LABORATORY, WET	1991
0035	ABBOT HALL	TRANSFORMER - OIL-FILLED, 3PH, 5-15KV PRIMARY (750-1000 KVA)	T-SOUTH
0035	ABBOT HALL	WALL, EXTERIOR, SIDING, METAL CORRUGATED, V-BEAM, OR RIBBED	
0035	ABBOT HALL	EXPANSION TANK, STL PT (50-450 GAL)	ET-1
0035	ABBOT HALL	EXPANSION TANK, STL PT (50-450 GAL)	ET-2
0035	ABBOT HALL	EXPANSION TANK, STL PT (50-450 GAL)	ET-3
0035	ABBOT HALL	DOOR - OVERHEAD, INTERIOR	
0035	ABBOT HALL	WALL FINISH - TILE, CERAMIC / STONE, STANDARD	
0035	ABBOT HALL	CEILING FINISH - SUSPENDED ACOUSTICAL TILE, STANDARD	1998
0035	ABBOT HALL	HVAC CONTROLS - FIELD PANELS/OPS SOFTWARE - LABORATORY	
0035	ABBOT HALL	HVAC CONTROLS - FIELD PANELS/OPS SOFTWARE - LABORATORY	

0035	ABBOT HALL	HVAC CONTROLS - MAJOR INSTRUMENTATION - LABORATORY	
0035	ABBOT HALL	HVAC CONTROLS - MAJOR INSTRUMENTATION - LABORATORY	
0035	ABBOT HALL	GLASS, WINDOW, ALUMINUM OR WOOD, STANDARD	
0035	ABBOT HALL	DOOR AND FRAME, EXTERIOR, SWINGING, HOLLOW METAL	
0035	ABBOT HALL	DOOR AND FRAME, EXTERIOR, SWINGING, HOLLOW METAL	
0035	ABBOT HALL	DOOR AND FRAME, INTERIOR, NON-RATED	
0035	ABBOT HALL	DOOR AND FRAME, INTERIOR, FIRE-RATED	
0035	ABBOT HALL	DOOR AND FRAME, INTERIOR, FIRE-RATED	
0035	ABBOT HALL	CASEWORK - LABORATORY, INCLUDES REAGENT SHELF AND TOP	
0035	ABBOT HALL	SEATING, FIXED, FOLDING, STANDARD	
0035	ABBOT HALL	SEATING, FIXED, FOLDING, STANDARD	
0035	ABBOT HALL	PLUMBING FIXTURE - LAVATORY, COUNTER	
0035	ABBOT HALL	DRAIN PIPING SYSTEM - LABORATORY, WET	1991
0035	ABBOT HALL	HVAC DISTRIBUTION NETWORKS - LABORATORY, WET	1991
0035	ABBOT HALL	ELECTRICAL DISTRIBUTION NETWORK - LABORATORY, WET	1991
0035	ABBOT HALL	VARIABLE FREQUENCY DRIVE (<=5 HP)	HWP-2
0035	ABBOT HALL	VARIABLE FREQUENCY DRIVE (<=5 HP)	HWP-5
0035	ABBOT HALL	VARIABLE FREQUENCY DRIVE (<=5 HP)	RAF-1
0035	ABBOT HALL	VARIABLE FREQUENCY DRIVE (5-7.5 HP)	REF-3
0035	ABBOT HALL	VARIABLE FREQUENCY DRIVE (5-7.5 HP)	AHU-1
0035	ABBOT HALL	VARIABLE FREQUENCY DRIVE (5-7.5 HP)	SCWP-5
0035	ABBOT HALL	VARIABLE FREQUENCY DRIVE (5-7.5 HP)	HWP-7
0035	ABBOT HALL	VARIABLE FREQUENCY DRIVE (5-7.5 HP)	AHU-7R
0035	ABBOT HALL	VARIABLE FREQUENCY DRIVE (7.5-10 HP)	AHU-6A
0035	ABBOT HALL	VARIABLE FREQUENCY DRIVE (7.5-10 HP)	AHU-6B
0035	ABBOT HALL	VARIABLE FREQUENCY DRIVE (7.5-10 HP)	SCWP-1
0035	ABBOT HALL	VARIABLE FREQUENCY DRIVE (7.5-10 HP)	HWP-1
0035	ABBOT HALL	VARIABLE FREQUENCY DRIVE (10-15 HP)	REF-5
0035	ABBOT HALL	VARIABLE FREQUENCY DRIVE (10-15 HP)	AHU-5
0035	ABBOT HALL	VARIABLE FREQUENCY DRIVE (10-15 HP)	AHU-7S
0035	ABBOT HALL	VARIABLE FREQUENCY DRIVE (15-20 HP)	CEF-1A
0035	ABBOT HALL	VARIABLE FREQUENCY DRIVE (15-20 HP)	CEF-1B
0035	ABBOT HALL	VARIABLE FREQUENCY DRIVE (15-20 HP)	VFD
0035	ABBOT HALL	VARIABLE FREQUENCY DRIVE (15-20 HP)	VFD
0037	MEDICAL EDUCATION CENTER	DOOR AND FRAME, EXTERIOR, SWINGING, ALUMINUM AND GLASS	
0037	MEDICAL EDUCATION CENTER	DOOR OPERATOR, POWER-ASSIST	
0037	MEDICAL EDUCATION CENTER	ROOF - BITUMINOUS, 4-PLY, COAL TAR PITCH	01
0037	MEDICAL EDUCATION CENTER	ROOF - BITUMINOUS, 4-PLY, COAL TAR PITCH	02
0037	MEDICAL EDUCATION CENTER	ROOF - BITUMINOUS, 4-PLY, COAL TAR PITCH	03
0037	MEDICAL EDUCATION CENTER	ROOF - BITUMINOUS, 4-PLY, COAL TAR PITCH	04
0037	MEDICAL EDUCATION CENTER	ROOF - BITUMINOUS, 4-PLY, COAL TAR PITCH	05
0037	MEDICAL EDUCATION CENTER	ROOF - BITUMINOUS, 4-PLY, COAL TAR PITCH	06
0037	MEDICAL EDUCATION CENTER	ROOF - BITUMINOUS, 4-PLY, COAL TAR PITCH	07
0037	MEDICAL EDUCATION CENTER	ROOF - BITUMINOUS, 4-PLY, COAL TAR PITCH	08
0037	MEDICAL EDUCATION CENTER	ROOF - BITUMINOUS, 4-PLY, COAL TAR PITCH	09
0037	MEDICAL EDUCATION CENTER	DOOR AND FRAME, INTERIOR, FIRE-RATED	HIGH USE
0037	MEDICAL EDUCATION CENTER	DOOR LOCK, RESIDENTIAL-GRADE	
0037	MEDICAL EDUCATION CENTER	DOOR LOCK, RESIDENTIAL-GRADE	



0037	MEDICAL EDUCATION CENTER	DOOR PANIC HARDWARE	
0037	MEDICAL EDUCATION CENTER	DOOR PANIC HARDWARE	POWER ASSIST
0037	MEDICAL EDUCATION CENTER	DOOR PANIC HARDWARE	
0037	MEDICAL EDUCATION CENTER	DOOR LOCK, SECURITY	KEYPAD
0037	MEDICAL EDUCATION CENTER	CASEWORK - WOOD BASE AND WALL, TOP, STANDARD	1978
0037	MEDICAL EDUCATION CENTER	KITCHENETTE UNIT WITH CABINETS AND AMENITIES	
0037	MEDICAL EDUCATION CENTER	WALL FINISH - APPLIED, STANDARD	
0037	MEDICAL EDUCATION CENTER	WALL FINISH - TILE, CERAMIC / STONE, STANDARD	
0037	MEDICAL EDUCATION CENTER	WALL FINISH - WALL COVERING, ROLL	
0037	MEDICAL EDUCATION CENTER	FLOORING - CARPET, TILE OR ROLL, STANDARD	2008
0037	MEDICAL EDUCATION CENTER	FLOORING - VINYL COMPOSITION TILE, STANDARD	
0037	MEDICAL EDUCATION CENTER	FLOORING - TILE, CERAMIC / STONE / QUARRY STANDARD	
0037	MEDICAL EDUCATION CENTER	CEILING FINISH - SUSPENDED ACOUSTICAL TILE, STANDARD	1978
0037	MEDICAL EDUCATION CENTER	ELEVATOR MODERNIZATION - HYDRAULIC	ELEV-1
0037	MEDICAL EDUCATION CENTER	ELEVATOR CAB RENOVATION - PASSENGER	ELEV-1
0037	MEDICAL EDUCATION CENTER	PLUMBING FIXTURE - LAVATORY, COUNTER	1978
0037	MEDICAL EDUCATION CENTER	PLUMBING FIXTURE - SINK, SERVICE/LAUNDRY/UTILITY	1978
0037	MEDICAL EDUCATION CENTER	PLUMBING FIXTURE - SHOWER, GANG PEDESTAL, STAINLESS STEEL	
0037	MEDICAL EDUCATION CENTER	PLUMBING FIXTURE - SHOWER VALVE AND HEAD	
0037	MEDICAL EDUCATION CENTER	PLUMBING FIXTURE - URINAL	1978
0037	MEDICAL EDUCATION CENTER	PLUMBING FIXTURE - WATER CLOSET, TANK-TYPE	1978
0037	MEDICAL EDUCATION CENTER	WATER HEATER - RESIDENTIAL, ELECTRIC (46-100 GAL)	EQ13357 DWH RM 150
0037	MEDICAL EDUCATION CENTER	AIR HANDLING UNIT - INDOOR (3.26-6 HP)	EQ3708 AHU-3 H&V RM 150
0037	MEDICAL EDUCATION CENTER	AIR HANDLING UNIT - INDOOR (13-17 HP)	EQ6159 AHU-2 RM 239
0037	MEDICAL EDUCATION CENTER	FAN - CENTRIFUGAL ROOF EXHAUST, 1/4" SP (20"-22" DIAMETER)	EF-3 SW ROOF
0037	MEDICAL EDUCATION CENTER	FAN - CENTRIFUGAL ROOF EXHAUST, 1/4" SP (25"-30" DIAMETER)	EF-1 & 2 ROOF
0037	MEDICAL EDUCATION CENTER	FAN - UTILITY SET, 1/4" SP (.4-1.25 HP)	EF-4 & 5 NORTH ROOF
0037	MEDICAL EDUCATION CENTER	HVAC DISTRIBUTION NETWORKS - CLASSROOM	NORTH HVAC
0037	MEDICAL EDUCATION CENTER	HVAC DISTRIBUTION NETWORKS - CLASSROOM	SOUTH HVAC
0037	MEDICAL EDUCATION CENTER	HEAT EXCHANGER - SHELL & TUBE STEAM TO WATER (20-85 GPM)	HEX-2 RM 150
0037	MEDICAL EDUCATION CENTER	PUMP - ELECTRIC (<=10 HP)	P-2A & 2B RM 150
0037	MEDICAL EDUCATION CENTER	CONDENSATE RECEIVER, ELECTRIC, 2 PUMPS	CRU-1 RM 150
0037	MEDICAL EDUCATION CENTER	AIR COMPRESSOR SYSTEM - HVAC CONTROLS (<=6 TOTAL HP)	CAC-1 RM 150
0037	MEDICAL EDUCATION CENTER	AIR COMPRESSOR SYSTEM - HVAC CONTROLS (<=6 TOTAL HP)	CAC-2 RM 239
0037	MEDICAL EDUCATION CENTER	HVAC CONTROLS SYSTEM - CLASSROOM	
0037	MEDICAL EDUCATION CENTER	EXIT SIGN - WITH BATTERY BACK-UP	
0037	MEDICAL EDUCATION CENTER	FIRE ALARM SYSTEM - DEVICES	
0037	MEDICAL EDUCATION CENTER	FIRE ALARM PANEL, DIALER, BATTERY, & CHARGER	EQ13255 FAP RM 150
0037	MEDICAL EDUCATION CENTER	ELECTRICAL DISTRIBUTION NETWORK - CLASSROOM	
0037	MEDICAL EDUCATION CENTER	MAIN SWITCHBOARD W/BREAKERS (1600-2500 AMP)	MSB-1 RM 150
0037	MEDICAL EDUCATION CENTER	TRANSFORMER - OIL-FILLED, 3PH, 5-15KV PRIMARY (300-500 KVA)	TX-1
0037	MEDICAL EDUCATION CENTER	GENERATOR - DIESEL (<30 KW)	GEN-1 RM 150
0037	MEDICAL EDUCATION CENTER	SWITCH - AUTO TRANSFER, 208 OR 240 V (>100 AMP)	ATS-1 RM 150
0037	MEDICAL EDUCATION CENTER	LIGHTING SYSTEM, INTERIOR - CLASSROOM	1978
0037	MEDICAL EDUCATION CENTER	DOOR AND FRAME, EXTERIOR, SWINGING, ALUMINUM AND GLASS	PANIC HDWR

0037	MEDICAL EDUCATION CENTER	DOOR AND FRAME, EXTERIOR, SWINGING, HOLLOW METAL	
0037	MEDICAL EDUCATION CENTER	DOOR AND FRAME, EXTERIOR, SWINGING, HOLLOW METAL	PANIC HDWR
0037	MEDICAL EDUCATION CENTER	DOOR AND FRAME, INTERIOR, FIRE-RATED	
0037	MEDICAL EDUCATION CENTER	DOOR AND FRAME, INTERIOR, FIRE-RATED	PANIC HDWR
0037	MEDICAL EDUCATION CENTER	FLOORING - CARPET, TILE OR ROLL, STANDARD	2012
0037	MEDICAL EDUCATION CENTER	CEILING FINISH - METAL OR SPECIALTY TILE	WOOD SLAT
0037	MEDICAL EDUCATION CENTER	BOILER - GAS (250-2,000 MBH)	EQ5972 BOILER-1 RM 150
0037	MEDICAL EDUCATION CENTER	CHILLER - AIR COOLED PACKAGE (35-75 TONS)	CHILLER-1 ROOF
0037	MEDICAL EDUCATION CENTER	VARIABLE FREQUENCY DRIVE (<=5 HP)	
0037	MEDICAL EDUCATION CENTER	VARIABLE FREQUENCY DRIVE (7.5-10 HP)	P-1 RM 239
0037	MEDICAL EDUCATION CENTER	VARIABLE FREQUENCY DRIVE (7.5-10 HP)	P-3 RM 239
0037	MEDICAL EDUCATION CENTER	VARIABLE FREQUENCY DRIVE (7.5-10 HP)	P-4 RM 239
0037	MEDICAL EDUCATION CENTER	VARIABLE FREQUENCY DRIVE (10-15 HP)	EQ6159 AHU-2 RM 239
0037	MEDICAL EDUCATION CENTER	VARIABLE FREQUENCY DRIVE (10-15 HP)	EQ6319 AHU-1 YORK RTU
0037	MEDICAL EDUCATION CENTER	LIGHTING - EXTERIOR, RECESSED (INC, CFL, LED)	
0037	MEDICAL EDUCATION CENTER	LIGHTING - EXTERIOR, STANCHION LUMINAIRE, 12-FOOT	
0037	MEDICAL EDUCATION CENTER	LIGHTING - EXTERIOR, WALL LANTERN or FLOOD (INC, CFL, LED)	
0037	MEDICAL EDUCATION CENTER	GLASS, WINDOW, ALUMINUM OR WOOD, STANDARD	
0037	MEDICAL EDUCATION CENTER	DOOR AND FRAME, EXTERIOR, SWINGING, ALUMINUM AND GLASS	POWER ASSIST
0037	MEDICAL EDUCATION CENTER	SEATING, FIXED, FOLDING, STANDARD	
0037	MEDICAL EDUCATION CENTER	CEILING FINISH - APPLIED PAINT OR STAIN, STANDARD	
0037	MEDICAL EDUCATION CENTER	SUPPLY PIPING SYSTEM - CLASSROOM	
0037	MEDICAL EDUCATION CENTER	DRAIN PIPING SYSTEM - CLASSROOM	
0037	MEDICAL EDUCATION CENTER	LIGHTING SYSTEM, INTERIOR - CLASSROOM	2005
0037	MEDICAL EDUCATION CENTER	FLOORING - VINYL SHEET, STANDARD	
0037	MEDICAL EDUCATION CENTER	HEAT EXCHANGER - SHELL & TUBE STEAM TO WATER (20-85 GPM)	HEX-1 RM 150
0038	WITMER HALL	EXTERIOR DOOR OR WINDOW APPLIED FINISH	
0038	WITMER HALL	GLASS, WINDOW, ALUMINUM OR WOOD, STANDARD	SINGLE-PANE
0038	WITMER HALL	DOOR OPERATOR, POWER-ASSIST	
0038	WITMER HALL	DOOR AND FRAME, INTERIOR, NON-RATED	
0038	WITMER HALL	DOOR AND FRAME, INTERIOR, FIRE-RATED	
0038	WITMER HALL	DOOR PANIC HARDWARE	
0038	WITMER HALL	DOOR PANIC HARDWARE	
0038	WITMER HALL	CASEWORK - WOOD BASE AND WALL, TOP, STANDARD	FIXED TABLES
0038	WITMER HALL	WALL FINISH - TILE, CERAMIC / STONE, STANDARD	
0038	WITMER HALL	FLOORING - CARPET, TILE OR ROLL, STANDARD	
0038	WITMER HALL	FLOORING - VINYL COMPOSITION TILE, STANDARD	9-INCH VAT
0038	WITMER HALL	FLOORING - TILE, CERAMIC / STONE / QUARRY STANDARD	
0038	WITMER HALL	FLOORING - TILE, CERAMIC / STONE / QUARRY STANDARD	
0038	WITMER HALL	FLOORING - FLUID APPLIED, PAINT OR CLEAR SEAL	
0038	WITMER HALL	CEILING FINISH - SUSPENDED ACOUSTICAL TILE, STANDARD	
0038	WITMER HALL	CEILING FINISH - SUSPENDED ACOUSTICAL TILE, STANDARD	
0038	WITMER HALL	ELEVATOR MODERNIZATION - TRACTION - LOW RISE 2-8 FLOORS	
0038	WITMER HALL	PLUMBING FIXTURE - SINK, SERVICE/LAUNDRY/UTILITY	MOP SINK
0038	WITMER HALL	PLUMBING FIXTURE - SINK, SERVICE/LAUNDRY/UTILITY	CERAMIC UTILITY SINK
0038	WITMER HALL	PLUMBING FIXTURE - SINK, SERVICE/LAUNDRY/UTILITY	DOUBLE-BASIN STEEL

0038	WITMER HALL	PLUMBING FIXTURE - SINK, SERVICE/LAUNDRY/UTILITY	CERAMIC WASH SINK
0038	WITMER HALL	PLUMBING FIXTURE - EMERGENCY SHOWER	
0038	WITMER HALL	PLUMBING FIXTURE - EMERGENCY EYEWASH	
0038	WITMER HALL	SUPPLY PIPING SYSTEM - CLASSROOM	
0038	WITMER HALL	WATER TANK (275-1,649 GAL)	COMP AIR TANK 2
0038	WITMER HALL	WATER TANK (275-1,649 GAL)	COMP AIR TANK 1
0038	WITMER HALL	WATER HEATER - SHELL & TUBE (105-400 GPM)	DWH-1
0038	WITMER HALL	DRAIN PIPING SYSTEM - CLASSROOM	
0038	WITMER HALL	AIR DRYER, REFRIGERATED (11-25 CFM)	AD-1
0038	WITMER HALL	AIR COMPRESSOR - MEDICAL/LABORATORY PCKG (=10 HP), WITH DRYER	AC-1
0038	WITMER HALL	UNIT HEATER, ELECTRIC	AIR CURTAIN
0038	WITMER HALL	UNIT HEATER, STEAM/HYDRONIC STD (TO 250 MBH)	UH
0038	WITMER HALL	AIR HANDLING UNIT - INDOOR (.5-1.25 HP)	AHU-4
0038	WITMER HALL	AIR HANDLING UNIT - INDOOR (2.76-3.25 HP)	AHU-3
0038	WITMER HALL	AIR HANDLING UNIT - INDOOR (3.26-6 HP)	FCU
0038	WITMER HALL	AIR HANDLING UNIT - INDOOR (13-17 HP)	AHU-2
0038	WITMER HALL	AIR HANDLING UNIT - INDOOR (13-17 HP)	AHU-1
0038	WITMER HALL	HEAT PUMP, WATER-SOURCE	HP-1
0038	WITMER HALL	FAN - CENTRIFUGAL ROOF EXHAUST, 1/4" SP (20"-22" DIAMETER)	PV-2
0038	WITMER HALL	FAN - CENTRIFUGAL ROOF EXHAUST, 1/4" SP (25"-30" DIAMETER)	PV-1
0038	WITMER HALL	FAN - CENTRIFUGAL ROOF EXHAUST, 1/4" SP (25"-30" DIAMETER)	PV-3
0038	WITMER HALL	FAN - PROPELLER WITH LOUVER, 1/4" SP (<=0.5 HP)	EF-401
0038	WITMER HALL	FAN - PROPELLER WITH LOUVER, 1/4" SP (<=0.5 HP)	EF-007A
0038	WITMER HALL	FAN - PROPELLER WITH LOUVER, 1/4" SP (<=0.5 HP)	EF-007B
0038	WITMER HALL	FAN - UTILITY SET, 1/4" SP (.4-1.25 HP)	EF-014A
0038	WITMER HALL	FAN - UTILITY SET, 1/4" SP (.4-1.25 HP)	EF-014B
0038	WITMER HALL	HOOD, FUME	FH-6
0038	WITMER HALL	HVAC DISTRIBUTION NETWORKS - CLASSROOM	
0038	WITMER HALL	HEAT EXCHANGER - SHELL & TUBE STEAM TO WATER (>85 GPM)	CONV-1
0038	WITMER HALL	PRESSURE REDUCING VALVE, STEAM SYSTEM (2")	PRV-1
0038	WITMER HALL	PRESSURE REDUCING VALVE, STEAM SYSTEM (2")	PRV-2
0038	WITMER HALL	PUMP - ELECTRIC (<=10 HP)	HWP-1
0038	WITMER HALL	PUMP - ELECTRIC (<=10 HP)	HWP-2
0038	WITMER HALL	PUMP - ELECTRIC (<=10 HP)	CHWP-1
0038	WITMER HALL	PUMP - ELECTRIC (<=10 HP)	DHWRP-1
0038	WITMER HALL	PUMP - ELECTRIC (<=10 HP)	HWP-3
0038	WITMER HALL	CONDENSATE RECEIVER, ELECTRIC, 2 PUMPS	CRU-1
0038	WITMER HALL	EXPANSION TANK, STL PT (50-450 GAL)	ET-1
0038	WITMER HALL	AIR COMPRESSOR SYSTEM - HVAC CONTROLS (<=6 TOTAL HP)	TCAC
0038	WITMER HALL	AIR DRYER, REFRIGERATED (0-10 CFM)	TCAD
0038	WITMER HALL	FIRE ALARM SYSTEM - DEVICES	
0038	WITMER HALL	FIRE ALARM PANEL, DIALER, BATTERY, & CHARGER UP TO 400 POINTS	
0038	WITMER HALL	MOTOR CONTROL CENTER VERTICAL SECTION, 600V (<=400A) W/STARTERS	MCC-401
0038	WITMER HALL	MOTOR CONTROL CENTER VERTICAL SECTION, 600V (400-600A) W/STARTERS	MCC-005
0038	WITMER HALL	MOTOR CONTROL CENTER VERTICAL SECTION, 600V (400-600A) W/STARTERS	MCC-009
0038	WITMER HALL	ELECTRICAL DISTRIBUTION NETWORK - CLASSROOM	

0038	WITMER HALL	MC SWGR ENCLOSURE VERT STACK SECT (1600-2500 AMP)	MDB
0038	WITMER HALL	MC SWGR INCOMING PWR CONNECT (CABLE/CONDUIT)	MDB
0038	WITMER HALL	MC SWGR METERING AND INSTRUMENT SYSTEMS	MDB
0038	WITMER HALL	LOAD INTERRUPTER ALLOCATION (5-15 kV, UP TO 600 AMP)	INT
0038	WITMER HALL	DOOR PANIC HARDWARE, EXTERIOR	
0038	WITMER HALL	WALL FINISH - APPLIED, STANDARD	
0038	WITMER HALL	DOOR AND FRAME, EXTERIOR, SWINGING, HOLLOW METAL	
0038	WITMER HALL	DOOR AND FRAME, EXTERIOR, SWINGING, HOLLOW METAL	
0038	WITMER HALL	ROOF - 1-PLY, UNBALLASTED	EPDM
0038	WITMER HALL	CASEWORK - LABORATORY, INCLUDES REAGENT SHELF AND TOP	
0038	WITMER HALL	SEATING, FIXED, FOLDING, STANDARD	FIXED BASE, MOLDED PLASTIC
0038	WITMER HALL	SEATING, FIXED, FOLDING, STANDARD	FIXED BASE, MOLDED PLASTIC
0038	WITMER HALL	CEILING FINISH - APPLIED PAINT OR STAIN, STANDARD	
0038	WITMER HALL	DOOR AND FRAME, EXTERIOR, SWINGING, ALUMINUM AND GLASS	
0038	WITMER HALL	PLUMBING FIXTURE - LAVATORY, WALL HUNG	
0038	WITMER HALL	PLUMBING FIXTURE - URINAL	
0038	WITMER HALL	PLUMBING FIXTURE - WATER CLOSET, TANKLESS	
0038	WITMER HALL	AIR HANDLING UNIT - INDOOR (3.26-6 HP)	FCU-NEW
0038	WITMER HALL	COM EXTERIOR BLDG MT DECO LIGHTING (COACH, SCONCE, PEND, SOFFIT)	WALL MTD DECO
0038	WITMER HALL	COM EXTERIOR BLDG MT DECO LIGHTING (COACH, SCONCE, PEND, SOFFIT)	CANOPY
0038	WITMER HALL	COM EXTERIOR BLDG MT HI FLOOD LIGHTING (WALLPACK, WALLWASH)	PARAPET
0038	WITMER HALL	DOOR LOCK, COMMERCIAL-GRADE, EXTERIOR	
0038	WITMER HALL	ROOF - 1-PLY, BALLASTED	BALLASTED EPDM
0038	WITMER HALL	FLOORING - FLUID APPLIED, PAINT OR CLEAR SEAL	
0038	WITMER HALL	HVAC CONTROLS - FIELD PANELS/OPS SOFTWARE - CLASSROOM	
0038	WITMER HALL	HVAC CONTROLS - MAJOR INSTRUMENTATION - CLASSROOM	
0038	WITMER HALL	WALL FINISH - APPLIED, STANDARD	
0038	WITMER HALL	FLOORING - CARPET, TILE OR ROLL, STANDARD	
0038	WITMER HALL	GREYWATER LIFT STATION	SP-1
0038	WITMER HALL	SEWAGE LIFT STATION	SE-1
0038	WITMER HALL	LIGHTING SYSTEM, INTERIOR - CLASSROOM	LED RETROFIT
0038	WITMER HALL	VARIABLE FREQUENCY DRIVE (<=5 HP)	401RA
0038	WITMER HALL	VARIABLE FREQUENCY DRIVE (10-15 HP)	AHU-1
0049	BRYCE STREIBEL HALL	DOOR OPERATOR, POWER-ASSIST	
0049	BRYCE STREIBEL HALL	DOOR LOCK, RESIDENTIAL-GRADE	
0049	BRYCE STREIBEL HALL	DOOR PANIC HARDWARE	POWER ASSISTED
0049	BRYCE STREIBEL HALL	DOOR PANIC HARDWARE	
0049	BRYCE STREIBEL HALL	DOOR PANIC HARDWARE	
0049	BRYCE STREIBEL HALL	DOOR LOCK, SECURITY	SWIPE CARD
0049	BRYCE STREIBEL HALL	WALL FINISH - APPLIED, STANDARD	
0049	BRYCE STREIBEL HALL	FLOORING - VINYL COMPOSITION TILE, STANDARD	150B
0049	BRYCE STREIBEL HALL	ELEVATOR MODERNIZATION - HYDRAULIC	50
0049	BRYCE STREIBEL HALL	ELEVATOR CAB RENOVATION - PASSENGER	50
0049	BRYCE STREIBEL HALL	PLUMBING FIXTURE - LAVATORY, COUNTER	MAIN

0049	BRYCE STREIBEL HALL	PLUMBING FIXTURE - LAVATORY, WALL HUNG	MAIN
0049	BRYCE STREIBEL HALL	PLUMBING FIXTURE - SINK, SERVICE/LAUNDRY/UTILITY	MAIN
0049	BRYCE STREIBEL HALL	PLUMBING FIXTURE - URINAL	MAIN
0049	BRYCE STREIBEL HALL	PLUMBING FIXTURE - WATER CLOSET, TANKLESS	MAIN
0049	BRYCE STREIBEL HALL	SUPPLY PIPING SYSTEM - CLASSROOM	MAIN
0049	BRYCE STREIBEL HALL	WATER HEATER - COMMERCIAL, ELECTRIC (30-70 GAL)	118
0049	BRYCE STREIBEL HALL	CONDENSER - REFRIGERANT, AIR-COOLED (10-35 TON)	HHW CONDENSOR
0049	BRYCE STREIBEL HALL	AIR HANDLING UNIT - INDOOR (18-23 HP)	AHU-1
0049	BRYCE STREIBEL HALL	FAN - CENTRIFUGAL ROOF EXHAUST, 1/4" SP (20"-22" DIAMETER)	
0049	BRYCE STREIBEL HALL	PUMP - ELECTRIC (<=10 HP)	HHW
0049	BRYCE STREIBEL HALL	PUMP - ELECTRIC (<=10 HP)	HHW
0049	BRYCE STREIBEL HALL	CONDENSATE RECEIVER, ELECTRIC, 2 PUMPS	118
0049	BRYCE STREIBEL HALL	HVAC CONTROLS SYSTEM - CLASSROOM	MAIN
0049	BRYCE STREIBEL HALL	EXIT SIGN - WITH BATTERY BACK-UP	MAIN
0049	BRYCE STREIBEL HALL	EMERGENCY LIGHT - UNITARY WITH BATTERY BACK-UP	MAIN
0049	BRYCE STREIBEL HALL	MOTOR CONTROL CENTER VERTICAL SECTION, 600V (<=400A) W/STARTERS	118A
0049	BRYCE STREIBEL HALL	MAIN SWITCHBOARD W/BREAKERS (600-800 AMP)	118A
0049	BRYCE STREIBEL HALL	TRANSFORMER - DRY-TYPE, 3PH, 480V SECONDARY (30-50 KVA)	118A
0049	BRYCE STREIBEL HALL	VARIABLE FREQUENCY DRIVE (7.5-10 HP)	HHW
0049	BRYCE STREIBEL HALL	LIGHTING - EXTERIOR, RECESSED (INC, CFL, LED)	
0049	BRYCE STREIBEL HALL	LIGHTING - EXTERIOR, WALL FLOOD (SV, MH, ID, LED)	
0049	BRYCE STREIBEL HALL	LIGHTING SYSTEM, INTERIOR - CLASSROOM	MAIN
0049	BRYCE STREIBEL HALL	STEAM TRAP - 3/4 "	3/4 ", 1-118-2
0049	BRYCE STREIBEL HALL	STEAM TRAP - 3/4 "	3/4 ", 1-118-3
0049	BRYCE STREIBEL HALL	STEAM TRAP - 2 "	2 ", 1-118-1
0049	BRYCE STREIBEL HALL	FLOORING - CARPET, TILE OR ROLL, STANDARD	
0049	BRYCE STREIBEL HALL	CEILING FINISH - APPLIED PAINT OR STAIN, STANDARD	
0049	BRYCE STREIBEL HALL	DOOR AND FRAME, EXTERIOR, SWINGING, ALUMINUM AND GLASS	
0049	BRYCE STREIBEL HALL	DRAIN PIPING SYSTEM - CLASSROOM	MAIN
0049	BRYCE STREIBEL HALL	HVAC DISTRIBUTION NETWORKS - CLASSROOM	MAIN
0049	BRYCE STREIBEL HALL	FIRE ALARM PANEL, DIALER, BATTERY, & CHARGER	118A
0049	BRYCE STREIBEL HALL	ELECTRICAL DISTRIBUTION NETWORK - CLASSROOM	MAIN
0049	BRYCE STREIBEL HALL	GLASS, WINDOW, ALUMINUM OR WOOD, STANDARD	
0049	BRYCE STREIBEL HALL	DOOR AND FRAME, INTERIOR, FIRE-RATED	SWIPE CARD
0049	BRYCE STREIBEL HALL	DOOR AND FRAME, INTERIOR, FIRE-RATED	POWER ASSISTED
0049	BRYCE STREIBEL HALL	DOOR AND FRAME, INTERIOR, FIRE-RATED	PANIC HDWR
0049	BRYCE STREIBEL HALL	DOOR AND FRAME, INTERIOR, FIRE-RATED	
0049	BRYCE STREIBEL HALL	CASEWORK - WOOD BASE AND WALL, TOP, STANDARD	
0049	BRYCE STREIBEL HALL	FLOORING - VINYL COMPOSITION TILE, STANDARD	
0049	BRYCE STREIBEL HALL	CEILING FINISH - SUSPENDED ACOUSTICAL TILE, STANDARD	
0049	BRYCE STREIBEL HALL	FIRE ALARM SYSTEM - DEVICES	MAIN
0050	JOHN D. ODEGARD HALL	DOOR LOCK, COMMERCIAL-GRADE, EXTERIOR	
0050	JOHN D. ODEGARD HALL	DOOR PANIC HARDWARE, EXTERIOR	
0050	JOHN D. ODEGARD HALL	CASEWORK - WOOD BASE AND WALL, TOP, STANDARD	WOOD TOP
0050	JOHN D. ODEGARD HALL	CASEWORK - WOOD BASE AND WALL, TOP, STANDARD	LAMINATE TOP
0050	JOHN D. ODEGARD HALL	CASEWORK - WOOD BASE AND WALL, TOP, STANDARD	LAMINATE TOP TABLES

0050	JOHN D. ODEGARD HALL	CASEWORK - WOOD BASE AND WALL, TOP, PREMIUM	WOOD TOP CONF TABLE
0050	JOHN D. ODEGARD HALL	WALL FINISH - TILE, CERAMIC / STONE, STANDARD	
0050	JOHN D. ODEGARD HALL	CEILING FINISH - SUSPENDED ACOUSTICAL TILE, STANDARD	
0050	JOHN D. ODEGARD HALL	ELEVATOR MODERNIZATION - HYDRAULIC 2-5 FLOORS	
0050	JOHN D. ODEGARD HALL	PLUMBING FIXTURE - SINK, SERVICE/LAUNDRY/UTILITY	CERAMIC MOP SINK
0050	JOHN D. ODEGARD HALL	PLUMBING FIXTURE - SINK, SERVICE/LAUNDRY/UTILITY	MOLDED PLASTIC
0050	JOHN D. ODEGARD HALL	SUPPLY PIPING SYSTEM - CLASSROOM	
0050	JOHN D. ODEGARD HALL	WATER TANK (1,650-4,000 GAL)	HPT-1
0050	JOHN D. ODEGARD HALL	WATER TANK (1,650-4,000 GAL)	HPT-2
0050	JOHN D. ODEGARD HALL	GREYWATER LIFT STATION	SP-1
0050	JOHN D. ODEGARD HALL	GREYWATER LIFT STATION	SP-2
0050	JOHN D. ODEGARD HALL	GREYWATER LIFT STATION	SP-3
0050	JOHN D. ODEGARD HALL	BOILER - ELECTRIC (61-150 MBH)	INBLEED
0050	JOHN D. ODEGARD HALL	AIR HANDLING UNIT - INDOOR (13-17 HP)	AHU-1
0050	JOHN D. ODEGARD HALL	FAN - CENTRIFUGAL ROOF EXHAUST, 1/4" SP (20"-22" DIAMETER)	PV-2
0050	JOHN D. ODEGARD HALL	FAN - INLINE CENTRIFUGAL AIRFOIL, SUPPLY, 2.5" SP (<=30 HP)	EF-151E
0050	JOHN D. ODEGARD HALL	FAN - INLINE CENTRIFUGAL AIRFOIL, SUPPLY, 2.5" SP (<=30 HP)	EF-151C
0050	JOHN D. ODEGARD HALL	HEAT EXCHANGER - SHELL & TUBE STEAM TO WATER (20-85 GPM)	HTX-2
0050	JOHN D. ODEGARD HALL	HEAT EXCHANGER - SHELL & TUBE STEAM TO WATER (>85 GPM)	HTX-1
0050	JOHN D. ODEGARD HALL	PRESSURE REDUCING VALVE, STEAM SYSTEM (2.5")	PRV-1
0050	JOHN D. ODEGARD HALL	PUMP - ELECTRIC (<=10 HP)	P-3
0050	JOHN D. ODEGARD HALL	PUMP - ELECTRIC (10 - 15 HP)	P-1
0050	JOHN D. ODEGARD HALL	PUMP - ELECTRIC (10 - 15 HP)	P-2
0050	JOHN D. ODEGARD HALL	CONDENSATE RECEIVER, ELECTRIC, 1 PUMP	CRU-2
0050	JOHN D. ODEGARD HALL	CONDENSATE RECEIVER, ELECTRIC, 2 PUMPS	CRU-1
0050	JOHN D. ODEGARD HALL	EXPANSION TANK, STL PT (50-450 GAL)	ET-1
0050	JOHN D. ODEGARD HALL	EXPANSION TANK, STL PT (50-450 GAL)	ET-2
0050	JOHN D. ODEGARD HALL	EXPANSION TANK, DIAPHRAGM (<25 GAL)	INBLEED
0050	JOHN D. ODEGARD HALL	AIR COMPRESSOR SYSTEM - HVAC CONTROLS (<=6 TOTAL HP)	AC-HVAC
0050	JOHN D. ODEGARD HALL	AIR DRYER, REFRIGERATED (0-10 CFM)	AD-HVAC
0050	JOHN D. ODEGARD HALL	MOTOR CONTROL CENTER VERTICAL SECTION, 600V (<=400A) W/STARTERS	MCC-151F
0050	JOHN D. ODEGARD HALL	TRANSFORMER - DRY-TYPE, 3PH, 480V SECONDARY (9-30 KVA)	EMER
0050	JOHN D. ODEGARD HALL	TRANSFORMER - DRY-TYPE, 3PH, 480V SECONDARY (9-30 KVA)	T-11
0050	JOHN D. ODEGARD HALL	TRANSFORMER - DRY-TYPE, 3PH, 480V SECONDARY (30-50 KVA)	T-151D-C
0050	JOHN D. ODEGARD HALL	TRANSFORMER - DRY-TYPE, 3PH, 480V SECONDARY (30-50 KVA)	T-151F
0050	JOHN D. ODEGARD HALL	TRANSFORMER - DRY-TYPE, 3PH, 480V SECONDARY (30-50 KVA)	T-363
0050	JOHN D. ODEGARD HALL	TRANSFORMER - DRY-TYPE, 3PH, 480V SECONDARY (30-50 KVA)	T-257D-B
0050	JOHN D. ODEGARD HALL	TRANSFORMER - DRY-TYPE, 3PH, 480V SECONDARY (30-50 KVA)	T-240
0050	JOHN D. ODEGARD HALL	TRANSFORMER - DRY-TYPE, 3PH, 480V SECONDARY (30-50 KVA)	T-9
0050	JOHN D. ODEGARD HALL	TRANSFORMER - DRY-TYPE, 3PH, 480V SECONDARY (30-50 KVA)	T-3
0050	JOHN D. ODEGARD HALL	TRANSFORMER - DRY-TYPE, 3PH, 480V SECONDARY (50-75 KVA)	T-257D-A
0050	JOHN D. ODEGARD HALL	TRANSFORMER - DRY-TYPE, 3PH, 480V SECONDARY (50-75 KVA)	T-151D
0050	JOHN D. ODEGARD HALL	COM EXTERIOR BLDG MT DECO LIGHTING (COACH, SCONCE, PEND, SOFFIT)	CAN LIGHT
0050	JOHN D. ODEGARD HALL	DAYLIGHT DIMMING LIGHTING CONTROL	LIGHTING CONTROL 115
0050	JOHN D. ODEGARD HALL	CONCRETE VEHICULAR PAVING - JOINT MAINTENANCE	
0050	JOHN D. ODEGARD HALL	EXTERIOR DOOR OR WINDOW APPLIED FINISH	HM DRS

0050	JOHN D. ODEGARD HALL	DOOR AND FRAME, EXTERIOR, SWINGING, HOLLOW METAL	
0050	JOHN D. ODEGARD HALL	DOOR AND FRAME, INTERIOR, NON-RATED	
0050	JOHN D. ODEGARD HALL	DOOR AND FRAME, INTERIOR, NON-RATED	GLASS DR
0050	JOHN D. ODEGARD HALL	DOOR AND FRAME, INTERIOR, FIRE-RATED	
0050	JOHN D. ODEGARD HALL	DOOR AND FRAME, INTERIOR, FIRE-RATED	
0050	JOHN D. ODEGARD HALL	SEATING, FIXED, FOLDING, STANDARD	PIVOTING, PLASTIC
0050	JOHN D. ODEGARD HALL	WALL FINISH - APPLIED, STANDARD	
0050	JOHN D. ODEGARD HALL	DRAIN PIPING SYSTEM - CLASSROOM	
0050	JOHN D. ODEGARD HALL	VACUUM PUMP - H2O SEAL (40-60 HP)	VAC-1
0050	JOHN D. ODEGARD HALL	HVAC DISTRIBUTION NETWORKS - CLASSROOM	
0050	JOHN D. ODEGARD HALL	ELECTRICAL DISTRIBUTION NETWORK - CLASSROOM	
0050	JOHN D. ODEGARD HALL	TRANSFORMER - OIL-FILLED, 3PH, 5-15KV PRIMARY (1000-1500 KVA)	T-ODEGARD
0050	JOHN D. ODEGARD HALL	FLOORING - CARPET, TILE OR ROLL, STANDARD	SHEET
0050	JOHN D. ODEGARD HALL	PLUMBING FIXTURE - URINAL	
0050	JOHN D. ODEGARD HALL	PLUMBING FIXTURE - WATER CLOSET, TANKLESS	
0050	JOHN D. ODEGARD HALL	FAN - CENTRIFUGAL ROOF EXHAUST, 1/4" SP (25"-30" DIAMETER)	PV-1
0050	JOHN D. ODEGARD HALL	COM EXTERIOR BLDG MT DECO LIGHTING (COACH, SCONCE, PEND, SOFFIT)	
0050	JOHN D. ODEGARD HALL	COM EXTERIOR BLDG MT HI FLOOD LIGHTING (WALLPACK, WALLWASH)	PARAPET
0050	JOHN D. ODEGARD HALL	FLOORING - CARPET, TILE OR ROLL, STANDARD	CARPET TILES
0050	JOHN D. ODEGARD HALL	SEATING, FIXED, FOLDING, STANDARD	PIVOTING, PLASTIC
0050	JOHN D. ODEGARD HALL	SEATING, FIXED, FOLDING, STANDARD	PIVOTING, PLASTIC
0050	JOHN D. ODEGARD HALL	SEATING, FIXED, FOLDING, STANDARD	PIVOTING, PLASTIC
0050	JOHN D. ODEGARD HALL	SEATING, FIXED, FOLDING, STANDARD	PIVOTING, PLASTIC
0050	JOHN D. ODEGARD HALL	SEATING, FIXED, FOLDING, STANDARD	CLOTH COVERED PLASTIC
0050	JOHN D. ODEGARD HALL	WALL, EXTERIOR, TILT-UP OR PRECAST CONCRETE PANELS - RESTORE NATURAL FINISH	
0050	JOHN D. ODEGARD HALL	DOOR LOCK, COMMERCIAL-GRADE	
0050	JOHN D. ODEGARD HALL	DOOR PANIC HARDWARE	
0050	JOHN D. ODEGARD HALL	DOOR PANIC HARDWARE	
0050	JOHN D. ODEGARD HALL	DOOR PANIC HARDWARE	
0050	JOHN D. ODEGARD HALL	FLOORING - VINYL COMPOSITION TILE, STANDARD	
0050	JOHN D. ODEGARD HALL	CEILING FINISH - APPLIED PAINT OR STAIN, STANDARD	
0050	JOHN D. ODEGARD HALL	HVAC CONTROLS - FIELD PANELS/OPS SOFTWARE - CLASSROOM	
0050	JOHN D. ODEGARD HALL	HVAC CONTROLS - MAJOR INSTRUMENTATION - CLASSROOM	
0050	JOHN D. ODEGARD HALL	ROOF - 1-PLY, UNBALLASTED	EPDM
0050	JOHN D. ODEGARD HALL	ROOF - 1-PLY, UNBALLASTED	TPO
0050	JOHN D. ODEGARD HALL	ROOF - 1-PLY, BALLASTED	BALLASTED EPDM
0050	JOHN D. ODEGARD HALL	ROOF SKYLIGHT - FIBERGLASS ROOF SANDWICH PANEL	TPO
0050	JOHN D. ODEGARD HALL	FLOORING - CARPET, TILE OR ROLL, STANDARD	CARPET TILES
0050	JOHN D. ODEGARD HALL	CHILLER - WATER-COOLED CENTRIFUGAL OR SCREW (<=150 TONS)	INBLEED
0050	JOHN D. ODEGARD HALL	WALL FINISH - WOOD PANEL, STANDARD	
0050	JOHN D. ODEGARD HALL	VARIABLE FREQUENCY DRIVE (10-15 HP)	P-1
0050	JOHN D. ODEGARD HALL	VARIABLE FREQUENCY DRIVE (10-15 HP)	P-2
0053	OAKVILLE (EMERADO) TELESCOPE ENCLOSURE	DOOR LOCK, COMMERCIAL-GRADE, EXTERIOR	

0053	OAKVILLE (EMERADO) TELESCOPE ENCLOSURE	ROOF - 1-PLY, UNBALLASTED	
0053	OAKVILLE (EMERADO) TELESCOPE ENCLOSURE	WATER HEATER - RESIDENTIAL, ELECTRIC (<=15 GAL)	DWH-1
0053	OAKVILLE (EMERADO) TELESCOPE ENCLOSURE	PACKAGE HVAC UNIT, DX, GAS OR ELECTRIC HEAT, SINGLE-ZONE (<= 5 TON)	PKG1
0053	OAKVILLE (EMERADO) TELESCOPE ENCLOSURE	LIGHTING SYSTEM, INTERIOR - WAREHOUSE	T8
0053	OAKVILLE (EMERADO) TELESCOPE ENCLOSURE	WALL, EXTERIOR, SIDING, METAL CORRUGATED, V-BEAM, OR RIBBED	
0053	OAKVILLE (EMERADO) TELESCOPE ENCLOSURE	WALL FINISH - WOOD PANEL, ECONOMY	
0053	OAKVILLE (EMERADO) TELESCOPE ENCLOSURE	FLOORING - VINYL COMPOSITION TILE, STANDARD	
0053	OAKVILLE (EMERADO) TELESCOPE ENCLOSURE	CEILING FINISH - APPLIED PAINT OR STAIN, STANDARD	
0054	TRANSPORT, GROUNDS, MAT RECOVERY FAC	EXTERIOR DOOR OR WINDOW APPLIED FINISH	
0054	TRANSPORT, GROUNDS, MAT RECOVERY FAC	DOOR OPERATOR, OVERHEAD DOOR, COMMERCIAL, PADS	
0054	TRANSPORT, GROUNDS, MAT RECOVERY FAC	DOOR OPERATOR, OVERHEAD DOOR, COMMERCIAL, PADS	
0054	TRANSPORT, GROUNDS, MAT RECOVERY FAC	DOOR OPERATOR, OVERHEAD DOOR, COMMERCIAL, PADS	
0054	TRANSPORT, GROUNDS, MAT RECOVERY FAC	DOOR OPERATOR, OVERHEAD DOOR, COMMERCIAL, PADS	
0054	TRANSPORT, GROUNDS, MAT RECOVERY FAC	DOOR LOCK, COMMERCIAL-GRADE, EXTERIOR	
0054	TRANSPORT, GROUNDS, MAT RECOVERY FAC	DOOR LOCK, COMMERCIAL-GRADE, EXTERIOR	
0054	TRANSPORT, GROUNDS, MAT RECOVERY FAC	DOOR LOCK, COMMERCIAL-GRADE, EXTERIOR	
0054	TRANSPORT, GROUNDS, MAT RECOVERY FAC	DOOR - OVERHEAD, INTERIOR	
0054	TRANSPORT, GROUNDS, MAT RECOVERY FAC	DOOR - OVERHEAD, INTERIOR	
0054	TRANSPORT, GROUNDS, MAT RECOVERY FAC	CASEWORK - WOOD BASE AND WALL, TOP, STANDARD	
0054	TRANSPORT, GROUNDS, MAT RECOVERY FAC	CASEWORK - WOOD BASE AND WALL, TOP, STANDARD	
0054	TRANSPORT, GROUNDS, MAT RECOVERY FAC	WALL FINISH - APPLIED, STANDARD	2000
0054	TRANSPORT, GROUNDS, MAT RECOVERY FAC	WALL FINISH - APPLIED, STANDARD	
0054	TRANSPORT, GROUNDS, MAT RECOVERY FAC	BRIDGE CRANE CONTROLS <13 TON	BC-110A
0054	TRANSPORT, GROUNDS, MAT RECOVERY FAC	BRIDGE CRANE CONTROLS <13 TON	BC-209
0054	TRANSPORT, GROUNDS, MAT RECOVERY FAC	WATER HEATER - COMMERCIAL, ELECTRIC (110-135 GAL)	DWH-WASHBAY
0054	TRANSPORT, GROUNDS, MAT RECOVERY FAC	WATER HEATER - SHELL & TUBE (<=45 GPM)	DWH
0054	TRANSPORT, GROUNDS, MAT RECOVERY FAC	GREYWATER LIFT STATION	SP-132A
0054	TRANSPORT, GROUNDS, MAT RECOVERY FAC	GREYWATER LIFT STATION	SP-132B
0054	TRANSPORT, GROUNDS, MAT RECOVERY FAC	AIR COMPRESSOR - MEDICAL/LABORATORY PCKG (=10 HP), WITH DRYER	AC-130
0054	TRANSPORT, GROUNDS, MAT RECOVERY FAC	UNIT HEATER, ELECTRIC	WH-150G
0054	TRANSPORT, GROUNDS, MAT RECOVERY FAC	UNIT HEATER, ELECTRIC	WH-185
0054	TRANSPORT, GROUNDS, MAT RECOVERY FAC	UNIT HEATER, STEAM/HYDRONIC STD (TO 250 MBH)	UH-190
0054	TRANSPORT, GROUNDS, MAT RECOVERY FAC	UNIT HEATER, STEAM/HYDRONIC STD (TO 250 MBH)	UH



0054	TRANSPORT, GROUNDS, MAT RECOVERY FAC	CONDENSER - REFRIGERANT, AIR-COOLED (<=10 TON)	CU-1
0054	TRANSPORT, GROUNDS, MAT RECOVERY FAC	AIR HANDLING UNIT - INDOOR (.5-1.25 HP)	AHU-230
0054	TRANSPORT, GROUNDS, MAT RECOVERY FAC	FAN - CENTRIFUGAL ROOF EXHAUST, 1/4" SP (25"-30" DIAMETER)	
0054	TRANSPORT, GROUNDS, MAT RECOVERY FAC	FAN - CENTRIFUGAL ROOF EXHAUST, 1/4" SP (25"-30" DIAMETER)	
0054	TRANSPORT, GROUNDS, MAT RECOVERY FAC	FAN - INLINE CENTRIFUGAL AIRFOIL, SUPPLY, 2.5" SP (<=30 HP)	EF-185
0054	TRANSPORT, GROUNDS, MAT RECOVERY FAC	FAN - UTILITY SET, 1/4" SP (.4-1.25 HP)	EF-110
0054	TRANSPORT, GROUNDS, MAT RECOVERY FAC	HEAT EXCHANGER - SHELL & TUBE STEAM TO WATER (>85 GPM)	CONV-1
0054	TRANSPORT, GROUNDS, MAT RECOVERY FAC	PRESSURE REDUCING VALVE, STEAM SYSTEM (2")	PRV-1
0054	TRANSPORT, GROUNDS, MAT RECOVERY FAC	PUMP - ELECTRIC (<=10 HP)	P-AHU-1
0054	TRANSPORT, GROUNDS, MAT RECOVERY FAC	PUMP - ELECTRIC (<=10 HP)	HWP-1
0054	TRANSPORT, GROUNDS, MAT RECOVERY FAC	PUMP - ELECTRIC (<=10 HP)	DHWR-1
0054	TRANSPORT, GROUNDS, MAT RECOVERY FAC	PUMP - ELECTRIC (<=10 HP)	DHWR-1A
0054	TRANSPORT, GROUNDS, MAT RECOVERY FAC	CONDENSATE RECEIVER, ELECTRIC, 1 PUMP	CRU-190
0054	TRANSPORT, GROUNDS, MAT RECOVERY FAC	CONDENSATE RECEIVER, ELECTRIC, 2 PUMPS	CRU-134
0054	TRANSPORT, GROUNDS, MAT RECOVERY FAC	CONDENSATE RECEIVER, ELECTRIC, 2 PUMPS	CRU-111
0054	TRANSPORT, GROUNDS, MAT RECOVERY FAC	HEATING SYSTEM, STEAM OR HYDRONIC	
0054	TRANSPORT, GROUNDS, MAT RECOVERY FAC	AIR COMPRESSOR SYSTEM - HVAC CONTROLS (<=6 TOTAL HP)	AC-HVAC
0054	TRANSPORT, GROUNDS, MAT RECOVERY FAC	AIR DRYER, REFRIGERATED (0-10 CFM)	AD-HVAC
0054	TRANSPORT, GROUNDS, MAT RECOVERY FAC	COM EXTERIOR BLDG MT DECO LIGHTING (COACH, SCONCE, PEND, SOFFIT)	1987
0054	TRANSPORT, GROUNDS, MAT RECOVERY FAC	COM EXTERIOR BLDG MT HI FLOOD LIGHTING (WALLPACK, WALLWASH)	1987
0054	TRANSPORT, GROUNDS, MAT RECOVERY FAC	FLOORING - CARPET, TILE OR ROLL, STANDARD	
0054	TRANSPORT, GROUNDS, MAT RECOVERY FAC	PLUMBING FIXTURE - LAVATORY, WALL HUNG	
0054	TRANSPORT, GROUNDS, MAT RECOVERY FAC	PLUMBING FIXTURE - LAVATORY, GANG	
0054	TRANSPORT, GROUNDS, MAT RECOVERY FAC	PLUMBING FIXTURE - SINK, SERVICE/LAUNDRY/UTILITY	
0054	TRANSPORT, GROUNDS, MAT RECOVERY FAC	PLUMBING FIXTURE - SHOWER VALVE AND HEAD	
0054	TRANSPORT, GROUNDS, MAT RECOVERY FAC	PLUMBING FIXTURE - URINAL	
0054	TRANSPORT, GROUNDS, MAT RECOVERY FAC	PLUMBING FIXTURE - WATER CLOSET, TANKLESS	
0054	TRANSPORT, GROUNDS, MAT RECOVERY FAC	PLUMBING FIXTURE - EMERGENCY SHOWER	
0054	TRANSPORT, GROUNDS, MAT RECOVERY FAC	PLUMBING FIXTURE - EMERGENCY EYEWASH	
0054	TRANSPORT, GROUNDS, MAT RECOVERY FAC	PLUMBING FIXTURE - EMERGENCY COMBINATION SHOWER/EYEWASH	
0054	TRANSPORT, GROUNDS, MAT RECOVERY FAC	SUPPLY PIPING SYSTEM - SHOPS / TRADES, DRY LABORATORY	
0054	TRANSPORT, GROUNDS, MAT RECOVERY FAC	FUEL TANK, ABOVE GROUND (<1,250 GAL)	USED OIL
0054	TRANSPORT, GROUNDS, MAT RECOVERY FAC	WALL, EXTERIOR, SIDING, METAL CORRUGATED, V-BEAM, OR RIBBED	

0054	TRANSPORT, GROUNDS, MAT RECOVERY FAC	DOOR, EXTERIOR, OVERHEAD ROLLING METAL, LOCK	
0054	TRANSPORT, GROUNDS, MAT RECOVERY FAC	DOOR, EXTERIOR, OVERHEAD ROLLING METAL, LOCK	
0054	TRANSPORT, GROUNDS, MAT RECOVERY FAC	DOOR, EXTERIOR, OVERHEAD ROLLING METAL, LOCK	
0054	TRANSPORT, GROUNDS, MAT RECOVERY FAC	ROOF GUTTER AND LEADER - ALUMINUM OR GALVANIZED, COATED	LOW-SLOPED
0054	TRANSPORT, GROUNDS, MAT RECOVERY FAC	AIR HANDLING UNIT - INDOOR (.5-1.25 HP)	AHU-1
0054	TRANSPORT, GROUNDS, MAT RECOVERY FAC	CEILING FINISH - APPLIED PAINT OR STAIN, STANDARD	
0054	TRANSPORT, GROUNDS, MAT RECOVERY FAC	FLOORING - VINYL COMPOSITION TILE, STANDARD	
0054	TRANSPORT, GROUNDS, MAT RECOVERY FAC	ELEVATOR MODERNIZATION - HYDRAULIC 2-5 FLOORS	CAR LIFT
0054	TRANSPORT, GROUNDS, MAT RECOVERY FAC	DOOR AND FRAME, EXTERIOR, SWINGING, HOLLOW METAL	GLASS LITE
0054	TRANSPORT, GROUNDS, MAT RECOVERY FAC	DOOR AND FRAME, EXTERIOR, SWINGING, HOLLOW METAL	GLASS LITE
0054	TRANSPORT, GROUNDS, MAT RECOVERY FAC	DOOR AND FRAME, EXTERIOR, SWINGING, HOLLOW METAL	
0054	TRANSPORT, GROUNDS, MAT RECOVERY FAC	DOOR AND FRAME, EXTERIOR, SWINGING, HOLLOW METAL	
0054	TRANSPORT, GROUNDS, MAT RECOVERY FAC	DOOR AND FRAME, EXTERIOR, SWINGING, HOLLOW METAL	
0054	TRANSPORT, GROUNDS, MAT RECOVERY FAC	ROOF - PANEL, ALUMINUM OR GALVANIZED, CORRUGATED	LOW-SLOPED
0054	TRANSPORT, GROUNDS, MAT RECOVERY FAC	DOOR AND FRAME, INTERIOR, NON-RATED	
0054	TRANSPORT, GROUNDS, MAT RECOVERY FAC	DRAIN PIPING SYSTEM - SHOPS / TRADES, DRY LABORATORY	
0054	TRANSPORT, GROUNDS, MAT RECOVERY FAC	HVAC DISTRIBUTION NETWORKS - SHOPS / TRADES, DRY LABORATORY	
0054	TRANSPORT, GROUNDS, MAT RECOVERY FAC	FIRE ALARM SYSTEM - DEVICES	
0054	TRANSPORT, GROUNDS, MAT RECOVERY FAC	FIRE ALARM PANEL, DIALER, BATTERY, & CHARGER UP TO 200 POINTS	
0054	TRANSPORT, GROUNDS, MAT RECOVERY FAC	ELECTRICAL DISTRIBUTION NETWORK - SHOPS / TRADES, DRY LABORATORY	
0054	TRANSPORT, GROUNDS, MAT RECOVERY FAC	FLOORING - FLUID APPLIED, PAINT OR CLEAR SEAL	
0054	TRANSPORT, GROUNDS, MAT RECOVERY FAC	PLUMBING FIXTURE - SINK, SERVICE/LAUNDRY/UTILITY	
0054	TRANSPORT, GROUNDS, MAT RECOVERY FAC	CONDENSER - REFRIGERANT, AIR-COOLED (<=10 TON)	CU-2
0054	TRANSPORT, GROUNDS, MAT RECOVERY FAC	HVAC CONTROLS - FIELD PANELS/OPS SOFTWARE - SHOPS / TRADES	
0054	TRANSPORT, GROUNDS, MAT RECOVERY FAC	HVAC CONTROLS - MAJOR INSTRUMENTATION - SHOPS / TRADES	
0054	TRANSPORT, GROUNDS, MAT RECOVERY FAC	DOOR LOCK, COMMERCIAL-GRADE, EXTERIOR	
0054	TRANSPORT, GROUNDS, MAT RECOVERY FAC	WALL FINISH - APPLIED, STANDARD	2018
0054	TRANSPORT, GROUNDS, MAT RECOVERY FAC	FLOORING - CARPET, TILE OR ROLL, STANDARD	CARPET SQUARES
0054	TRANSPORT, GROUNDS, MAT RECOVERY FAC	CEILING FINISH - SUSPENDED ACOUSTICAL TILE, STANDARD	
0054	TRANSPORT, GROUNDS, MAT RECOVERY FAC	GREYWATER LIFT STATION	SP-150G
0054	TRANSPORT, GROUNDS, MAT RECOVERY FAC	GREYWATER LIFT STATION	SP-183
0064	STARCHER HALL	GLASS, WINDOW, ALUMINUM OR WOOD, STANDARD	SINGLE-PANE GLAS
0064	STARCHER HALL	DOOR AND FRAME, EXTERIOR, SWINGING, ALUMINUM AND GLASS	
0064	STARCHER HALL	DOOR AND FRAME, EXTERIOR, SWINGING, HOLLOW METAL	

0064	STARCHER HALL	DOOR OPERATOR, OVERHEAD DOOR, COMMERCIAL, PADS	
0064	STARCHER HALL	DOOR OPERATOR, OVERHEAD DOOR, COMMERCIAL, PADS	
0064	STARCHER HALL	DOOR LOCK, COMMERCIAL-GRADE, EXTERIOR	
0064	STARCHER HALL	DOOR PANIC HARDWARE, EXTERIOR	
0064	STARCHER HALL	DOOR AND FRAME, INTERIOR, NON-RATED	
0064	STARCHER HALL	DOOR AND FRAME, INTERIOR, FIRE-RATED	
0064	STARCHER HALL	DOOR AND FRAME, INTERIOR, FIRE-RATED	
0064	STARCHER HALL	DOOR LOCK, COMMERCIAL-GRADE	
0064	STARCHER HALL	DOOR PANIC HARDWARE	
0064	STARCHER HALL	DOOR PANIC HARDWARE	
0064	STARCHER HALL	CASEWORK - WOOD BASE AND WALL, TOP, STANDARD	1980
0064	STARCHER HALL	CASEWORK - WOOD BASE AND WALL, TOP, STANDARD	1992
0064	STARCHER HALL	WALL FINISH - TILE, CERAMIC / STONE, STANDARD	
0064	STARCHER HALL	FLOORING - TILE, CERAMIC / STONE / QUARRY STANDARD	
0064	STARCHER HALL	FLOORING - TILE, CERAMIC / STONE / QUARRY STANDARD	
0064	STARCHER HALL	CEILING FINISH - SUSPENDED ACOUSTICAL TILE, STANDARD	
0064	STARCHER HALL	ELEVATOR MODERNIZATION - HYDRAULIC 2-5 FLOORS	
0064	STARCHER HALL	ELEVATOR MODERNIZATION - HYDRAULIC 2-5 FLOORS	
0064	STARCHER HALL	PLUMBING FIXTURE - SINK, SERVICE/LAUNDRY/UTILITY	MOP SINK
0064	STARCHER HALL	PLUMBING FIXTURE - SINK, SERVICE/LAUNDRY/UTILITY	DOUBLE-BASIN STEEL SINK
0064	STARCHER HALL	PLUMBING FIXTURE - EMERGENCY SHOWER	
0064	STARCHER HALL	PLUMBING FIXTURE - EMERGENCY EYEWASH	
0064	STARCHER HALL	SUPPLY PIPING SYSTEM - LABORATORY, WET	
0064	STARCHER HALL	WATER TANK (55-274 GAL)	GLYCOL FILL
0064	STARCHER HALL	WATER HEATER - SHELL & TUBE (45-93 GPM)	DWH-1
0064	STARCHER HALL	DRAIN PIPING SYSTEM - LABORATORY, WET	
0064	STARCHER HALL	GREYWATER LIFT STATION	SP-2
0064	STARCHER HALL	GREYWATER LIFT STATION	SP-3
0064	STARCHER HALL	GREYWATER LIFT STATION	SP-7
0064	STARCHER HALL	GREYWATER LIFT STATION	SP-6
0064	STARCHER HALL	AIR COMPRESSOR - MEDICAL/LABORATORY PCKG (=10 HP), WITH DRYER	AC-1
0064	STARCHER HALL	VACUUM PUMP - H2O SEAL (<=3 HP)	VAC-1
0064	STARCHER HALL	UNIT HEATER, ELECTRIC	EH-ROOF GREENHOUSE
0064	STARCHER HALL	UNIT HEATER, STEAM/HYDRONIC STD (TO 250 MBH)	UH
0064	STARCHER HALL	AIR HANDLING UNIT - INDOOR (.5-1.25 HP)	AC-9
0064	STARCHER HALL	AIR HANDLING UNIT - INDOOR (1.26-1.75 HP)	AHU-11
0064	STARCHER HALL	AIR HANDLING UNIT - INDOOR (1.76-2.75 HP)	AC-10
0064	STARCHER HALL	AIR HANDLING UNIT - INDOOR (1.76-2.75 HP)	AC-8
0064	STARCHER HALL	AIR HANDLING UNIT - INDOOR (3.26-6 HP)	FCU
0064	STARCHER HALL	AIR HANDLING UNIT - INDOOR (3.26-6 HP)	AC-12
0064	STARCHER HALL	AIR HANDLING UNIT - INDOOR (3.26-6 HP)	AC-5
0064	STARCHER HALL	AIR HANDLING UNIT - INDOOR (3.26-6 HP)	AC-4
0064	STARCHER HALL	AIR HANDLING UNIT - INDOOR (3.26-6 HP)	AC-2
0064	STARCHER HALL	AIR HANDLING UNIT - INDOOR (3.26-6 HP)	AHU-1
0064	STARCHER HALL	AIR HANDLING UNIT - INDOOR (7-9 HP)	AHU-3
0064	STARCHER HALL	AIR HANDLING UNIT - INDOOR (7-9 HP)	AHU-7
0064	STARCHER HALL	AIR HANDLING UNIT - INDOOR (7-9 HP)	AC-6

0064	STARCHER HALL	FAN - AXIAL, RETURN, 1.5" SP (<=3 HP) 9,200 CFM	RAF-045
0064	STARCHER HALL	FAN - AXIAL, RETURN, 1.5" SP (<=3 HP) 9,200 CFM	EF-2
0064	STARCHER HALL	FAN - CENTRIFUGAL ROOF EXHAUST, 1/4" SP (20"-22" DIAMETER)	PRV-11
0064	STARCHER HALL	FAN - CENTRIFUGAL ROOF EXHAUST, 1/4" SP (20"-22" DIAMETER)	PRV-6
0064	STARCHER HALL	FAN - CENTRIFUGAL ROOF EXHAUST, 1/4" SP (20"-22" DIAMETER)	PRV-9
0064	STARCHER HALL	FAN - CENTRIFUGAL ROOF EXHAUST, 1/4" SP (20"-22" DIAMETER)	PRV-5
0064	STARCHER HALL	FAN - CENTRIFUGAL ROOF EXHAUST, 1/4" SP (20"-22" DIAMETER)	PRV-7
0064	STARCHER HALL	FAN - CENTRIFUGAL ROOF EXHAUST, 1/4" SP (20"-22" DIAMETER)	PRV-4
0064	STARCHER HALL	FAN - CENTRIFUGAL ROOF EXHAUST, 1/4" SP (20"-22" DIAMETER)	PRV-8
0064	STARCHER HALL	FAN - CENTRIFUGAL ROOF EXHAUST, 1/4" SP (20"-22" DIAMETER)	PRV-3
0064	STARCHER HALL	FAN - CENTRIFUGAL ROOF EXHAUST, 1/4" SP (20"-22" DIAMETER)	PRV-12
0064	STARCHER HALL	FAN - CENTRIFUGAL ROOF EXHAUST, 1/4" SP (25"-30" DIAMETER)	PRV-WALL
0064	STARCHER HALL	FAN - CENTRIFUGAL ROOF EXHAUST, 1/4" SP (25"-30" DIAMETER)	PRV-10
0064	STARCHER HALL	FAN - CENTRIFUGAL ROOF EXHAUST, 1/4" SP (25"-30" DIAMETER)	PRV-2
0064	STARCHER HALL	FAN - CENTRIFUGAL ROOF EXHAUST, 1/4" SP (25"-30" DIAMETER)	PRV-1
0064	STARCHER HALL	FAN - CENTRIFUGAL ROOF EXHAUST, 1/4" SP (25"-30" DIAMETER)	PRV-13
0064	STARCHER HALL	FAN - INLINE CENTRIFUGAL AIRFOIL, SUPPLY, 2.5" SP (<=30 HP)	RAF-7
0064	STARCHER HALL	FAN - INLINE CENTRIFUGAL AIRFOIL, SUPPLY, 2.5" SP (<=30 HP)	RAF-2
0064	STARCHER HALL	FAN - INLINE CENTRIFUGAL AIRFOIL, SUPPLY, 2.5" SP (<=30 HP)	RAF-6
0064	STARCHER HALL	FAN - INLINE CENTRIFUGAL AIRFOIL, SUPPLY, 2.5" SP (<=30 HP)	RAF-3
0064	STARCHER HALL	FAN - PROPELLER WITH LOUVER, 1/4" SP (.5-1 HP)	EF-035
0064	STARCHER HALL	FAN - PROPELLER WITH LOUVER, 1/4" SP (.5-1 HP)	EF-156H
0064	STARCHER HALL	FAN - PROPELLER WITH LOUVER, 1/4" SP (1-1.5 HP)	EF-403
0064	STARCHER HALL	FAN - PROPELLER WITH LOUVER, 1/4" SP (1.5-2 HP)	EF-337
0064	STARCHER HALL	FAN - PROPELLER WITH LOUVER, 1/4" SP (1.5-2 HP)	EF-338
0064	STARCHER HALL	FAN - UTILITY SET, 1/4" SP (<=0.5 HP)	EF-306
0064	STARCHER HALL	FAN - UTILITY SET, 1/4" SP (<=0.5 HP)	EF-312
0064	STARCHER HALL	FAN - UTILITY SET, 1/4" SP (<=0.5 HP)	EF-334
0064	STARCHER HALL	FAN - UTILITY SET, 1/4" SP (<=0.5 HP)	EF-310
0064	STARCHER HALL	FAN - UTILITY SET, 1/4" SP (<=0.5 HP)	EF-324
0064	STARCHER HALL	FAN - UTILITY SET, 1/4" SP (<=0.5 HP)	EF-329A
0064	STARCHER HALL	FAN - UTILITY SET, 1/4" SP (<=0.5 HP)	EF-327
0064	STARCHER HALL	FAN - UTILITY SET, 1/4" SP (<=0.5 HP)	EF-329A
0064	STARCHER HALL	FAN - UTILITY SET, 1/4" SP (<=0.5 HP)	EF-229
0064	STARCHER HALL	FAN - UTILITY SET, 1/4" SP (<=0.5 HP)	EF-330
0064	STARCHER HALL	FAN - UTILITY SET, 1/4" SP (<=0.5 HP)	EF-010
0064	STARCHER HALL	FAN - UTILITY SET, 1/4" SP (<=0.5 HP)	EF-210
0064	STARCHER HALL	FAN - UTILITY SET, 1/4" SP (<=0.5 HP)	EF-326
0064	STARCHER HALL	FAN - UTILITY SET, 1/4" SP (<=0.5 HP)	EF-121
0064	STARCHER HALL	FAN - UTILITY SET, 1/4" SP (<=0.5 HP)	EF-044
0064	STARCHER HALL	FAN - UTILITY SET, 1/4" SP (<=0.5 HP)	EF-123
0064	STARCHER HALL	FAN - UTILITY SET, 1/4" SP (<=0.5 HP)	EF-232
0064	STARCHER HALL	FAN - UTILITY SET, 1/4" SP (<=0.5 HP)	EF-118
0064	STARCHER HALL	FAN - UTILITY SET, 1/4" SP (<=0.5 HP)	EF-224
0064	STARCHER HALL	FAN - UTILITY SET, 1/4" SP (<=0.5 HP)	EF-234
0064	STARCHER HALL	FAN - UTILITY SET, 1/4" SP (<=0.5 HP)	EF-116
0064	STARCHER HALL	FAN - UTILITY SET, 1/4" SP (.4-1.25 HP)	EF-156E
0064	STARCHER HALL	FAN - UTILITY SET, 1/4" SP (.4-1.25 HP)	EF-143DA

0064	STARCHER HALL	FAN - UTILITY SET, 1/4" SP (.4-1.25 HP)	EF-143DB
0064	STARCHER HALL	FAN - UTILITY SET, 1/4" SP (4-12 HP)	EF-TOILET
0064	STARCHER HALL	HOOD, FUME	FH-4
0064	STARCHER HALL	HOOD, KITCHEN, COMMERCIAL WITH FIRE SUPPRESSION	H-156A
0064	STARCHER HALL	HOOD, KITCHEN, COMMERCIAL WITH FIRE SUPPRESSION	H-156B
0064	STARCHER HALL	HOOD, KITCHEN, COMMERCIAL WITH FIRE SUPPRESSION	H-156C
0064	STARCHER HALL	HOOD, KITCHEN, COMMERCIAL WITH FIRE SUPPRESSION	H156D
0064	STARCHER HALL	HVAC DISTRIBUTION NETWORKS - LABORATORY, WET	
0064	STARCHER HALL	HEAT EXCHANGER - SHELL & TUBE STEAM TO WATER (>85 GPM)	CONV 1
0064	STARCHER HALL	HEAT EXCHANGER - SHELL & TUBE STEAM TO WATER (>85 GPM)	CONV 2
0064	STARCHER HALL	PRESSURE REDUCING VALVE, STEAM SYSTEM (2.5")	PRV-1
0064	STARCHER HALL	PRESSURE REDUCING VALVE, STEAM SYSTEM (3")	PRV-2
0064	STARCHER HALL	PRESSURE REDUCING VALVE, STEAM SYSTEM (3")	PRV-3
0064	STARCHER HALL	PUMP - ELECTRIC (<=10 HP)	GWP-2
0064	STARCHER HALL	PUMP - ELECTRIC (<=10 HP)	CHWP-2
0064	STARCHER HALL	PUMP - ELECTRIC (<=10 HP)	GWP-1
0064	STARCHER HALL	CONDENSATE RECEIVER, ELECTRIC, 2 PUMPS	CRU-3
0064	STARCHER HALL	EXPANSION TANK, STL PT (50-450 GAL)	ET-1
0064	STARCHER HALL	AIR COMPRESSOR SYSTEM - HVAC CONTROLS (<=6 TOTAL HP)	TCAC
0064	STARCHER HALL	AIR DRYER, REFRIGERATED (0-10 CFM)	TCAD
0064	STARCHER HALL	EVAPORATIVE COOLER (<=0.5 HP)	SWAMP COOLER 403
0064	STARCHER HALL	EVAPORATIVE COOLER (<=0.5 HP)	SWAMP COOLER 337
0064	STARCHER HALL	EVAPORATIVE COOLER (<=0.5 HP)	SWAMP COOLER 338
0064	STARCHER HALL	MOTOR CONTROL CENTER VERTICAL SECTION, 600V (<=400A) W/STARTERS	MCC-2
0064	STARCHER HALL	MOTOR CONTROL CENTER VERTICAL SECTION, 600V (<=400A) W/STARTERS	MCC-1
0064	STARCHER HALL	MOTOR CONTROL CENTER VERTICAL SECTION, 600V (400-600A) W/STARTERS	MCC-2
0064	STARCHER HALL	MOTOR CONTROL CENTER VERTICAL SECTION, 600V (400-600A) W/STARTERS	MCC-DP-2
0064	STARCHER HALL	MOTOR CONTROL CENTER VERTICAL SECTION, 600V (400-600A) W/STARTERS	MCC-1
0064	STARCHER HALL	MOTOR CONTROL CENTER VERTICAL SECTION, 600V (400-600A) W/STARTERS	MCC-DP-1
0064	STARCHER HALL	MOTOR CONTROL CENTER VERTICAL SECTION, 600V (>800A) W/STARTERS	MCC-DP-2
0064	STARCHER HALL	MOTOR CONTROL CENTER VERTICAL SECTION, 600V (>800A) W/STARTERS	MCC-DP-1
0064	STARCHER HALL	ELECTRICAL DISTRIBUTION NETWORK - LABORATORY, WET	
0064	STARCHER HALL	LOAD INTERRUPTER ALLOCATION (5-15 kV, UP TO 600 AMP)	INT
0064	STARCHER HALL	TRANSFORMER - DRY-TYPE, 3PH, 5-15KV PRIMARY (750-1000 KVA)	T-45A
0064	STARCHER HALL	RES EXTERIOR BLDG MT DECO OR FLOOD LIGHTING	
0064	STARCHER HALL	COM EXTERIOR BLDG MT DECO LIGHTING (COACH, SCONCE, PEND, SOFFIT)	
0064	STARCHER HALL	LIGHTING SYSTEM, INTERIOR - LABORATORY, WET	
0064	STARCHER HALL	LIGHTING SYSTEM, INTERIOR - LABORATORY, WET	GREENHOUSE
0064	STARCHER HALL	GENERATOR - NATURAL GAS OR GASOLINE (20-100 KW)	GEN-1
0064	STARCHER HALL	SWITCH - AUTO TRANSFER, 208 OR 240 V (30-100 AMP)	ATS-1
0064	STARCHER HALL	WALK-IN REFRIGERATOR OR FREEZER STRUCTURE	335
0064	STARCHER HALL	REFRIGERATION SYSTEM - WALK-IN, 2 EVAP FANS, 6700 BTUH, CONDENSER	335
0064	STARCHER HALL	CONCRETE VEHICULAR PAVING - JOINT MAINTENANCE	
0064	STARCHER HALL	ASPHALT VEHICULAR PAVING - SEALCOAT AND STRIPE	
0064	STARCHER HALL	ASPHALT VEHICULAR PAVING - SEALCOAT AND STRIPE	
0064	STARCHER HALL	GREENHOUSE - POLYCARBONATE PLASTIC	

0064	STARCHER HALL	GREENHOUSE - LAMINATED GLASS	
0064	STARCHER HALL	GREENHOUSE - LAMINATED GLASS	
0064	STARCHER HALL	DOOR, EXTERIOR, OVERHEAD ROLLING METAL, LOCK	
0064	STARCHER HALL	DOOR, EXTERIOR, OVERHEAD ROLLING METAL, LOCK	
0064	STARCHER HALL	ROOF - BITUMINOUS, 4-PLY, COAL TAR PITCH	GRAVEL SURFACED
0064	STARCHER HALL	ROOF - BITUMINOUS, 4-PLY, COAL TAR PITCH	GRAVEL SURFACED
0064	STARCHER HALL	ROOF - BITUMINOUS, 4-PLY, COAL TAR PITCH	GRAVEL SURFACED
0064	STARCHER HALL	ROOF SKYLIGHT - FIBERGLASS ROOF SANDWICH PANEL	GRAVEL SURFACED
0064	STARCHER HALL	WALL FINISH - APPLIED, STANDARD	
0064	STARCHER HALL	FLOORING - CARPET, TILE OR ROLL, STANDARD	
0064	STARCHER HALL	EXTERIOR DOOR OR WINDOW APPLIED FINISH	
0064	STARCHER HALL	DOOR AND FRAME, EXTERIOR, SWINGING, HOLLOW METAL	
0064	STARCHER HALL	DOOR AND FRAME, EXTERIOR, SWINGING, HOLLOW METAL	
0064	STARCHER HALL	DOOR PANIC HARDWARE, EXTERIOR	
0064	STARCHER HALL	DOOR PANIC HARDWARE, EXTERIOR	
0064	STARCHER HALL	DOOR PANIC HARDWARE, EXTERIOR	
0064	STARCHER HALL	WALL FINISH - APPLIED, STANDARD	
0064	STARCHER HALL	FLOORING - CARPET, TILE OR ROLL, STANDARD	
0064	STARCHER HALL	CEILING FINISH - APPLIED PAINT OR STAIN, STANDARD	
0064	STARCHER HALL	CASEWORK - LABORATORY, INCLUDES REAGENT SHELF AND TOP	WOOD CABINETRY
0064	STARCHER HALL	FLOORING - VINYL COMPOSITION TILE, STANDARD	
0064	STARCHER HALL	PLUMBING FIXTURE - LAVATORY, WALL HUNG	
0064	STARCHER HALL	PLUMBING FIXTURE - LAVATORY, GANG	
0064	STARCHER HALL	PLUMBING FIXTURE - URINAL	
0064	STARCHER HALL	PLUMBING FIXTURE - WATER CLOSET, TANKLESS	
0064	STARCHER HALL	AIR DRYER, REFRIGERATED (26-50 CFM)	AD-1
0064	STARCHER HALL	CONCRETE VEHICULAR PAVING - JOINT MAINTENANCE	
0064	STARCHER HALL	ASPHALT VEHICULAR PAVING - SEALCOAT AND STRIPE	
0064	STARCHER HALL	ASPHALT VEHICULAR PAVING - SEALCOAT AND STRIPE	
0064	STARCHER HALL	PLUMBING FIXTURE - LAVATORY, WALL HUNG	ADA
0064	STARCHER HALL	PLUMBING FIXTURE - SINK, SERVICE/LAUNDRY/UTILITY	CERAMIC WASH SINK
0064	STARCHER HALL	REVERSE OSMOSIS SYSTEM (<=5,000 GPD)	RO-032
0064	STARCHER HALL	GREYWATER LIFT STATION	SP-4
0064	STARCHER HALL	SEWAGE LIFT STATION	SE-1
0064	STARCHER HALL	HOOD, FUME	FH-6
0064	STARCHER HALL	HOOD, FUME	FH-4 NEW
0064	STARCHER HALL	CONDENSATE RECEIVER, ELECTRIC, 2 PUMPS	CRU-1
0064	STARCHER HALL	CONDENSATE RECEIVER, ELECTRIC, 2 PUMPS	CRU-2
0064	STARCHER HALL	LIGHTING SYSTEM, INTERIOR - LABORATORY, WET	NEW LIGHTS
0064	STARCHER HALL	FIRE ALARM SYSTEM - DEVICES	
0064	STARCHER HALL	FIRE ALARM PANEL, DIALER, BATTERY, & CHARGER UP TO 400 POINTS	
0064	STARCHER HALL	FAN - INLINE CENTRIFUGAL AIRFOIL, SUPPLY, 2.5" SP (<=30 HP)	EF-114
0064	STARCHER HALL	HVAC CONTROLS - FIELD PANELS/OPS SOFTWARE - LABORATORY	
0064	STARCHER HALL	HVAC CONTROLS - MAJOR INSTRUMENTATION - LABORATORY	
0064	STARCHER HALL	MC SWGR ENCLOSURE VERT STACK SECT (1600-2500 AMP)	MDP

0064	STARCHER HALL	MC SWGR INCOMING PWR CONNECT (CABLE/CONDUIT)	MDP
0064	STARCHER HALL	MC SWGR METERING AND INSTRUMENT SYSTEMS	MDP
0064	STARCHER HALL	SWGR TIEBREAK SELECTOR, FME, AUTOMATIC	TIE
0064	STARCHER HALL	COM EXTERIOR BLDG MT HI FLOOD LIGHTING (WALLPACK, WALLWASH)	
0064	STARCHER HALL	UNINTERRUPTIBLE POWER SUPPLY (6-40 KVA)	UPS-100
0064	STARCHER HALL	UNINTERRUPTIBLE POWER SUPPLY (6-40 KVA)	UPS-221
0064	STARCHER HALL	UNINTERRUPTIBLE POWER SUPPLY (6-40 KVA)	UPS-239
0064	STARCHER HALL	UNINTERRUPTIBLE POWER SUPPLY (6-40 KVA)	UPS-45
0064	STARCHER HALL	UNINTERRUPTIBLE POWER SUPPLY (6-40 KVA)	UPS-1
0064	STARCHER HALL	UNINTERRUPTIBLE POWER SUPPLY (6-40 KVA)	UPS-2
0064	STARCHER HALL	CONDENSER - REFRIGERANT, AIR-COOLED (<=10 TON)	ACCU-3
0068	NEUROSCIENCE RESEARCH CENTER	DOOR LOCK, COMMERCIAL-GRADE, EXTERIOR	
0068	NEUROSCIENCE RESEARCH CENTER	BACKFLOW PREVENTER (3-4 INCHES)	BF-FIRE
0068	NEUROSCIENCE RESEARCH CENTER	PRESSURE REDUCING VALVE, STEAM SYSTEM (4")	PRV-1
0068	NEUROSCIENCE RESEARCH CENTER	HVAC CONTROLS - FIELD PANELS/OPS SOFTWARE - LABORATORY	
0068	NEUROSCIENCE RESEARCH CENTER	HVAC CONTROLS - MAJOR INSTRUMENTATION - LABORATORY	
0068	NEUROSCIENCE RESEARCH CENTER	VARIABLE FREQUENCY DRIVE (<=5 HP)	HWP-1
0068	NEUROSCIENCE RESEARCH CENTER	VARIABLE FREQUENCY DRIVE (<=5 HP)	HWP-2
0068	NEUROSCIENCE RESEARCH CENTER	REFRIGERATION SYSTEM - WALK-IN, 2 EVAP FANS, 6700 BTUH, CONDENSER	COOLER
0068	NEUROSCIENCE RESEARCH CENTER	REFRIGERATION SYSTEM - WALK-IN, 2 EVAP FANS, 6700 BTUH, CONDENSER	FREEZER
0068	NEUROSCIENCE RESEARCH CENTER	WALL FINISH - APPLIED, STANDARD	2004
0068	NEUROSCIENCE RESEARCH CENTER	FLOORING - CARPET, TILE OR ROLL, STANDARD	2004
0068	NEUROSCIENCE RESEARCH CENTER	WATER SOFTENER (41 - 70 GPM)	WS-1
0068	NEUROSCIENCE RESEARCH CENTER	HEAT EXCHANGER - SHELL & TUBE STEAM TO WATER (>85 GPM)	CONV-1
0068	NEUROSCIENCE RESEARCH CENTER	FIRE ALARM SYSTEM - DEVICES	
0068	NEUROSCIENCE RESEARCH CENTER	FIRE ALARM PANEL, DIALER, BATTERY, & CHARGER UP TO 50 POINTS	
0068	NEUROSCIENCE RESEARCH CENTER	DOOR PANIC HARDWARE, EXTERIOR	2004
0068	NEUROSCIENCE RESEARCH CENTER	DOOR PANIC HARDWARE, EXTERIOR	2006
0068	NEUROSCIENCE RESEARCH CENTER	ROOF - 1-PLY, BALLASTED	GRAVEL BALLASTED EPDM
0068	NEUROSCIENCE RESEARCH CENTER	DOOR LOCK, COMMERCIAL-GRADE	2004
0068	NEUROSCIENCE RESEARCH CENTER	DOOR PANIC HARDWARE	
0068	NEUROSCIENCE RESEARCH CENTER	CASEWORK - WOOD BASE AND WALL, TOP, STANDARD	STANDARD CABINETS
0068	NEUROSCIENCE RESEARCH CENTER	CASEWORK - WOOD BASE AND WALL, TOP, STANDARD	BUILT-IN BOOKCASES
0068	NEUROSCIENCE RESEARCH CENTER	WALL FINISH - APPLIED, STANDARD	2006
0068	NEUROSCIENCE RESEARCH CENTER	FLOORING - CARPET, TILE OR ROLL, STANDARD	2006
0068	NEUROSCIENCE RESEARCH CENTER	REVERSE OSMOSIS SYSTEM (<=5,000 GPD)	RO-1
0068	NEUROSCIENCE RESEARCH CENTER	GREYWATER LIFT STATION	SP-1
0068	NEUROSCIENCE RESEARCH CENTER	GREYWATER LIFT STATION	SP-2
0068	NEUROSCIENCE RESEARCH CENTER	AIR DRYER, REFRIGERATED (11-25 CFM)	AD-1
0068	NEUROSCIENCE RESEARCH CENTER	AIR COMPRESSOR - MEDICAL/LABORATORY PCKG (=10 HP), WITH DRYER	AC-1
0068	NEUROSCIENCE RESEARCH CENTER	FAN - CENTRIFUGAL ROOF EXHAUST, 1/4" SP (25"-30" DIAMETER)	EF-1
0068	NEUROSCIENCE RESEARCH CENTER	FAN - INLINE CENTRIFUGAL AIRFOIL, SUPPLY, 2.5" SP (<=30 HP)	EF-115
0068	NEUROSCIENCE RESEARCH CENTER	HOOD, FUME	FH-4
0068	NEUROSCIENCE RESEARCH CENTER	HOOD, FUME	FH-6
0068	NEUROSCIENCE RESEARCH CENTER	CONDENSATE RECEIVER, ELECTRIC, 2 PUMPS	CRU-1
0068	NEUROSCIENCE RESEARCH CENTER	EXPANSION TANK, DIAPHRAGM (45-69 GAL)	ET-1

0068	NEUROSCIENCE RESEARCH CENTER	HVAC CONTROLS - TERMINAL ASSEMBLIES - LABORATORY, WET	
0068	NEUROSCIENCE RESEARCH CENTER	ROOF - 1-PLY, BALLASTED	GRAVEL BALLASTED EPDM
0068	NEUROSCIENCE RESEARCH CENTER	DOOR LOCK, COMMERCIAL-GRADE	2006
0068	NEUROSCIENCE RESEARCH CENTER	CEILING FINISH - APPLIED PAINT OR STAIN, STANDARD	2004
0068	NEUROSCIENCE RESEARCH CENTER	DOOR AND FRAME, EXTERIOR, SWINGING, ALUMINUM AND GLASS	2004
0068	NEUROSCIENCE RESEARCH CENTER	FLOORING - VINYL COMPOSITION TILE, STANDARD	2004
0068	NEUROSCIENCE RESEARCH CENTER	ELEVATOR MODERNIZATION - HYDRAULIC 2-5 FLOORS	
0068	NEUROSCIENCE RESEARCH CENTER	AIR HANDLING UNIT - INDOOR (1.76-2.75 HP)	FCU
0068	NEUROSCIENCE RESEARCH CENTER	AIR HANDLING UNIT - OUTDOOR PACKAGE (>17 HP)	AHU-1/ERU
0068	NEUROSCIENCE RESEARCH CENTER	AIR HANDLING UNIT - OUTDOOR PACKAGE (>17 HP)	AHU-1
0068	NEUROSCIENCE RESEARCH CENTER	ENTHALPY WHEEL, ENERGY RECOVERY, AIR TO AIR (6001-20000 CFM)	ERU-1
0068	NEUROSCIENCE RESEARCH CENTER	PUMP - ELECTRIC (<=10 HP)	PDHWR-1
0068	NEUROSCIENCE RESEARCH CENTER	PUMP - ELECTRIC (<=10 HP)	HWP-1
0068	NEUROSCIENCE RESEARCH CENTER	PUMP - ELECTRIC (<=10 HP)	HWP-2
0068	NEUROSCIENCE RESEARCH CENTER	PUMP - ELECTRIC (<=10 HP)	PRO-1
0068	NEUROSCIENCE RESEARCH CENTER	PUMP - ELECTRIC (<=10 HP)	HWP-3
0068	NEUROSCIENCE RESEARCH CENTER	GENERATOR - NATURAL GAS OR GASOLINE (20-100 KW)	GEN-1
0068	NEUROSCIENCE RESEARCH CENTER	SWITCH - AUTO TRANSFER, 480 V (100-400 AMP)	ATS-1
0068	NEUROSCIENCE RESEARCH CENTER	CEILING FINISH - APPLIED PAINT OR STAIN, STANDARD	2006
0068	NEUROSCIENCE RESEARCH CENTER	DOOR AND FRAME, EXTERIOR, SWINGING, ALUMINUM AND GLASS	2006
0068	NEUROSCIENCE RESEARCH CENTER	FLOORING - VINYL COMPOSITION TILE, STANDARD	2006
0070	ELECTRIC METER BUILDING	EXTERIOR DOOR OR WINDOW APPLIED FINISH	
0070	ELECTRIC METER BUILDING	EXTERIOR TRIM APPLIED FINISH	
0070	ELECTRIC METER BUILDING	WALL, EXTERIOR, SIDING, T-111 PLYWOOD	
0070	ELECTRIC METER BUILDING	DOOR, EXTERIOR, OVERHEAD ROLLING METAL, LOCK	
0070	ELECTRIC METER BUILDING	DOOR OPERATOR, OVERHEAD DOOR, COMMERCIAL, PADS	
0070	ELECTRIC METER BUILDING	DOOR OPERATOR, OVERHEAD DOOR, COMMERCIAL, PADS	
0070	ELECTRIC METER BUILDING	SWGR STATION BATTERY AND CHARGER SYSTEM	ATS
0070	ELECTRIC METER BUILDING	DOOR AND FRAME, INTERIOR, NON-RATED	
0070	ELECTRIC METER BUILDING	ELECTRICAL DISTRIBUTION NETWORK - SHOPS / TRADES, DRY LABORATORY	
0070	ELECTRIC METER BUILDING	LOAD INTERRUPTER ALLOCATION (5-15 kV, UP TO 600 AMP)	UND-1
0070	ELECTRIC METER BUILDING	LOAD INTERRUPTER ALLOCATION (5-15 kV, UP TO 600 AMP)	UND-2
0070	ELECTRIC METER BUILDING	LOAD INTERRUPTER ALLOCATION (5-15 kV, UP TO 600 AMP)	UND-3
0070	ELECTRIC METER BUILDING	LOAD INTERRUPTER ALLOCATION (5-15 kV, UP TO 600 AMP)	UND-4
0070	ELECTRIC METER BUILDING	WALL FINISH - APPLIED, STANDARD	
0070	ELECTRIC METER BUILDING	CEILING FINISH - APPLIED PAINT OR STAIN, STANDARD	
0070	ELECTRIC METER BUILDING	WALL, EXTERIOR, SIDING, METAL CORRUGATED, V-BEAM, OR RIBBED	
0070	ELECTRIC METER BUILDING	DOOR, EXTERIOR, OVERHEAD ROLLING METAL, LOCK	
0070	ELECTRIC METER BUILDING	UNIT HEATER, ELECTRIC	UH-101
0071	THOMAS J. CLIFFORD HALL	DOOR OPERATOR, OVERHEAD DOOR, COMMERCIAL, PADS	
0071	THOMAS J. CLIFFORD HALL	ROOF - 1-PLY, UNBALLASTED	EPDM
0071	THOMAS J. CLIFFORD HALL	ROOF - 1-PLY, BALLASTED	PAVER BALLASTED EPDM
0071	THOMAS J. CLIFFORD HALL	ROOF - 1-PLY, BALLASTED	GRAVEL BALLASTED EPDM
0071	THOMAS J. CLIFFORD HALL	DOOR LOCK, COMMERCIAL-GRADE	



0071	THOMAS J. CLIFFORD HALL	DOOR LOCK, COMMERCIAL-GRADE	
0071	THOMAS J. CLIFFORD HALL	DOOR PANIC HARDWARE	
0071	THOMAS J. CLIFFORD HALL	DOOR PANIC HARDWARE	
0071	THOMAS J. CLIFFORD HALL	DOOR PANIC HARDWARE	
0071	THOMAS J. CLIFFORD HALL	DOOR PANIC HARDWARE	
0071	THOMAS J. CLIFFORD HALL	DOOR PANIC HARDWARE	
0071	THOMAS J. CLIFFORD HALL	CASEWORK - WOOD BASE AND WALL, TOP, STANDARD	CABINETRY
0071	THOMAS J. CLIFFORD HALL	CASEWORK - WOOD BASE AND WALL, TOP, STANDARD	RECEPTION DESKS
0071	THOMAS J. CLIFFORD HALL	CASEWORK - WOOD BASE AND WALL, TOP, STANDARD	OPEN STORAGE
0071	THOMAS J. CLIFFORD HALL	WALL FINISH - WALL COVERING, ROLL	
0071	THOMAS J. CLIFFORD HALL	ELEVATOR MODERNIZATION - HYDRAULIC 2-5 FLOORS	
0071	THOMAS J. CLIFFORD HALL	DRINKING FOUNTAIN, DUAL LEVEL	SINGLE-LEVEL
0071	THOMAS J. CLIFFORD HALL	BACKFLOW PREVENTER (2-3 INCHES)	BFP-WATER
0071	THOMAS J. CLIFFORD HALL	BACKFLOW PREVENTER (4-6 INCHES)	BFP-FIRE
0071	THOMAS J. CLIFFORD HALL	WATER HEATER - RESIDENTIAL, ELECTRIC (15-25 GAL)	DWH-403
0071	THOMAS J. CLIFFORD HALL	WATER HEATER - RESIDENTIAL, ELECTRIC (15-25 GAL)	DWH-303
0071	THOMAS J. CLIFFORD HALL	WATER HEATER - RESIDENTIAL, ELECTRIC (15-25 GAL)	DWH-225
0071	THOMAS J. CLIFFORD HALL	WATER HEATER - RESIDENTIAL, ELECTRIC (15-25 GAL)	DWH-102
0071	THOMAS J. CLIFFORD HALL	WATER HEATER - RESIDENTIAL, ELECTRIC (15-25 GAL)	DWH-503
0071	THOMAS J. CLIFFORD HALL	GREYWATER LIFT STATION	SP-1
0071	THOMAS J. CLIFFORD HALL	UNIT HEATER, STEAM/HYDRONIC STD (TO 250 MBH)	UH
0071	THOMAS J. CLIFFORD HALL	DRY COOLER - REFRIGERANT OR GLYCOL	CU-4
0071	THOMAS J. CLIFFORD HALL	CONDENSER - REFRIGERANT, AIR-COOLED (<=10 TON)	CU-3
0071	THOMAS J. CLIFFORD HALL	AIR HANDLING UNIT - INDOOR (1.26-1.75 HP)	CUH
0071	THOMAS J. CLIFFORD HALL	AIR HANDLING UNIT - INDOOR (1.76-2.75 HP)	AHU-3
0071	THOMAS J. CLIFFORD HALL	AIR HANDLING UNIT - INDOOR (1.76-2.75 HP)	AHU-1
0071	THOMAS J. CLIFFORD HALL	AIR HANDLING UNIT - INDOOR (2.76-3.25 HP)	AHU-2
0071	THOMAS J. CLIFFORD HALL	AIR HANDLING UNIT - INDOOR (2.76-3.25 HP)	AHU-4
0071	THOMAS J. CLIFFORD HALL	HEAT PUMP, WATER-SOURCE	HP-2000
0071	THOMAS J. CLIFFORD HALL	FAN - CENTRIFUGAL ROOF EXHAUST, 1/4" SP (20"-22" DIAMETER)	PRV-1
0071	THOMAS J. CLIFFORD HALL	FAN - CENTRIFUGAL ROOF EXHAUST, 1/4" SP (20"-22" DIAMETER)	PRV-2
0071	THOMAS J. CLIFFORD HALL	FAN - CENTRIFUGAL ROOF EXHAUST, 1/4" SP (20"-22" DIAMETER)	PRV-3
0071	THOMAS J. CLIFFORD HALL	FAN - INLINE CENTRIFUGAL AIRFOIL, SUPPLY, 2.5" SP (<=30 HP)	EF-8
0071	THOMAS J. CLIFFORD HALL	FAN - INLINE CENTRIFUGAL AIRFOIL, SUPPLY, 2.5" SP (<=30 HP)	EF-7
0071	THOMAS J. CLIFFORD HALL	FAN - INLINE CENTRIFUGAL AIRFOIL, SUPPLY, 2.5" SP (<=30 HP)	EF-406
0071	THOMAS J. CLIFFORD HALL	FAN - INLINE CENTRIFUGAL AIRFOIL, SUPPLY, 2.5" SP (<=30 HP)	EF-308
0071	THOMAS J. CLIFFORD HALL	FAN - INLINE CENTRIFUGAL AIRFOIL, SUPPLY, 2.5" SP (<=30 HP)	EF-303
0071	THOMAS J. CLIFFORD HALL	FAN - INLINE CENTRIFUGAL AIRFOIL, SUPPLY, 2.5" SP (<=30 HP)	EF-357
0071	THOMAS J. CLIFFORD HALL	FAN - INLINE CENTRIFUGAL AIRFOIL, SUPPLY, 2.5" SP (<=30 HP)	EF-6
0071	THOMAS J. CLIFFORD HALL	FAN - INLINE CENTRIFUGAL AIRFOIL, SUPPLY, 2.5" SP (<=30 HP)	EF-2
0071	THOMAS J. CLIFFORD HALL	HOOD, FUME	FH-8
0071	THOMAS J. CLIFFORD HALL	HOOD, FUME	FH-6
0071	THOMAS J. CLIFFORD HALL	HOOD, FUME	FH-4
0071	THOMAS J. CLIFFORD HALL	HEAT EXCHANGER - SHELL & TUBE STEAM TO WATER (>85 GPM)	CONV-1
0071	THOMAS J. CLIFFORD HALL	HEAT EXCHANGER - SHELL & TUBE STEAM TO WATER (>85 GPM)	CONV-LHTR-1
0071	THOMAS J. CLIFFORD HALL	PRESSURE REDUCING VALVE, STEAM SYSTEM (2")	PRV-1
0071	THOMAS J. CLIFFORD HALL	PRESSURE REDUCING VALVE, STEAM SYSTEM (4")	PRV-2

0071	THOMAS J. CLIFFORD HALL	PUMP - ELECTRIC (<=10 HP)	SP-1
0071	THOMAS J. CLIFFORD HALL	PUMP - ELECTRIC (<=10 HP)	HWP-1
0071	THOMAS J. CLIFFORD HALL	PUMP - ELECTRIC (<=10 HP)	HWP-2
0071	THOMAS J. CLIFFORD HALL	PUMP - ELECTRIC (<=10 HP)	HWP-4
0071	THOMAS J. CLIFFORD HALL	PUMP - ELECTRIC (30 - 40 HP)	CTWP-1
0071	THOMAS J. CLIFFORD HALL	PUMP - ELECTRIC (30 - 40 HP)	CTWP-2
0071	THOMAS J. CLIFFORD HALL	CONDENSATE RECEIVER, ELECTRIC, 2 PUMPS	CRU-170
0071	THOMAS J. CLIFFORD HALL	COMPUTER ROOM AC UNIT - GLYCOL, EXCL. HEAT REJECTION	CRAC-140A
0071	THOMAS J. CLIFFORD HALL	AIR COMPRESSOR SYSTEM - HVAC CONTROLS (<=6 TOTAL HP)	AC-HVAC
0071	THOMAS J. CLIFFORD HALL	HVAC CONTROLS - FIELD PANELS/OPS SOFTWARE - CLASSROOM	
0071	THOMAS J. CLIFFORD HALL	HVAC CONTROLS - MAJOR INSTRUMENTATION - CLASSROOM	
0071	THOMAS J. CLIFFORD HALL	FIRE ALARM SYSTEM - DEVICES	
0071	THOMAS J. CLIFFORD HALL	MOTOR CONTROL CENTER VERTICAL SECTION, 600V (<=400A) W/STARTERS	MCC-2
0071	THOMAS J. CLIFFORD HALL	MOTOR CONTROL CENTER VERTICAL SECTION, 600V (400-600A) W/STARTERS	EMMCC-1
0071	THOMAS J. CLIFFORD HALL	MOTOR CONTROL CENTER VERTICAL SECTION, 600V (400-600A) W/STARTERS	MCC-1
0071	THOMAS J. CLIFFORD HALL	GENERATOR - NATURAL GAS OR GASOLINE (20-100 KW)	GEN-CLIFFORD
0071	THOMAS J. CLIFFORD HALL	SWITCH - AUTO TRANSFER, 480 V (100-400 AMP)	ATS-110C
0071	THOMAS J. CLIFFORD HALL	FLOORING - TILE, CERAMIC / STONE / QUARRY STANDARD	
0071	THOMAS J. CLIFFORD HALL	FLOORING - TILE, CERAMIC / STONE / QUARRY STANDARD	
0071	THOMAS J. CLIFFORD HALL	CEILING FINISH - SUSPENDED ACOUSTICAL TILE, STANDARD	
0071	THOMAS J. CLIFFORD HALL	WATER TANK (1,650-4,000 GAL)	HPT-1
0071	THOMAS J. CLIFFORD HALL	WATER TANK (1,650-4,000 GAL)	HPT-2
0071	THOMAS J. CLIFFORD HALL	CHILLER - SPLIT RECIPROCATING OR SCROLL (15-35 TONS)	CH-LAB
0071	THOMAS J. CLIFFORD HALL	CHILLER - SPLIT RECIPROCATING OR SCROLL (15-35 TONS)	CH-LAB2
0071	THOMAS J. CLIFFORD HALL	EXPANSION TANK, STL PT (50-450 GAL)	ET-1
0071	THOMAS J. CLIFFORD HALL	TRANSFORMER - DRY-TYPE, 3PH, 480V SECONDARY (50-75 KVA)	T-3
0071	THOMAS J. CLIFFORD HALL	TRANSFORMER - DRY-TYPE, 3PH, 480V SECONDARY (112.5-150 KVA)	T-2
0071	THOMAS J. CLIFFORD HALL	TRANSFORMER - DRY-TYPE, 3PH, 480V SECONDARY (225-300 KVA)	T-1
0071	THOMAS J. CLIFFORD HALL	DOOR LOCK, COMMERCIAL-GRADE, EXTERIOR	
0071	THOMAS J. CLIFFORD HALL	WALL FINISH - APPLIED, STANDARD	
0071	THOMAS J. CLIFFORD HALL	AIR DRYER, REFRIGERATED (0-10 CFM)	AD-HVAC
0071	THOMAS J. CLIFFORD HALL	EXTERIOR WALL FINISH - APPLIED, STANDARD	PAINTED CONCRETE
0071	THOMAS J. CLIFFORD HALL	FLOORING - CARPET, TILE OR ROLL, STANDARD	
0071	THOMAS J. CLIFFORD HALL	FLOORING - VINYL SHEET, STANDARD	
0071	THOMAS J. CLIFFORD HALL	PLUMBING FIXTURE - LAVATORY, WALL HUNG	
0071	THOMAS J. CLIFFORD HALL	PLUMBING FIXTURE - SINK, SERVICE/LAUNDRY/UTILITY	
0071	THOMAS J. CLIFFORD HALL	PLUMBING FIXTURE - URINAL	
0071	THOMAS J. CLIFFORD HALL	PLUMBING FIXTURE - WATER CLOSET, TANKLESS	
0071	THOMAS J. CLIFFORD HALL	PLUMBING FIXTURE - EMERGENCY SHOWER	
0071	THOMAS J. CLIFFORD HALL	SUPPLY PIPING SYSTEM - CLASSROOM	
0071	THOMAS J. CLIFFORD HALL	TRANSFORMER - OIL-FILLED, 3PH, 5-15KV PRIMARY (500-750 KVA)	T-SITE
0071	THOMAS J. CLIFFORD HALL	ASPHALT VEHICULAR PAVING - SEALCOAT AND STRIPE	
0071	THOMAS J. CLIFFORD HALL	DOOR PANIC HARDWARE, EXTERIOR	
0071	THOMAS J. CLIFFORD HALL	DOOR PANIC HARDWARE, EXTERIOR	
0071	THOMAS J. CLIFFORD HALL	DOOR PANIC HARDWARE, EXTERIOR	
0071	THOMAS J. CLIFFORD HALL	DOOR, EXTERIOR, OVERHEAD ROLLING METAL, LOCK	
0071	THOMAS J. CLIFFORD HALL	COMPUTER ROOM AC UNIT - GLYCOL, EXCL. HEAT REJECTION	CRAC-140B

0071	THOMAS J. CLIFFORD HALL	UNINTERRUPTIBLE POWER SUPPLY (>80 KVA)	UPS-140A
0072	AMERICAN INDIAN CENTER	ROOF - SHINGLE ASPHALT COMPOSITE, STANDARD	SLOPED ASPHALT ROOF
0072	AMERICAN INDIAN CENTER	UNIT HEATER, ELECTRIC	COVE HEAT
0072	AMERICAN INDIAN CENTER	UNIT HEATER, ELECTRIC	ECUH
0072	AMERICAN INDIAN CENTER	FIRE ALARM SYSTEM - DEVICES	
0072	AMERICAN INDIAN CENTER	FIRE ALARM PANEL, DIALER, BATTERY, & CHARGER UP TO 200 POINTS	FACP
0072	AMERICAN INDIAN CENTER	ROOF GUTTER AND LEADER - ALUMINUM OR GALVANIZED, COATED	SLOPED ASPHALT ROOF
0072	AMERICAN INDIAN CENTER	DOOR LOCK, COMMERCIAL-GRADE	LEVER STYLE
0072	AMERICAN INDIAN CENTER	DOOR LOCK, COMMERCIAL-GRADE	LEVER STYLE
0072	AMERICAN INDIAN CENTER	CASEWORK - WOOD BASE AND WALL, TOP, STANDARD	WOOD, LAMINATE TOP
0072	AMERICAN INDIAN CENTER	WATER HEATER - COMMERCIAL, ELECTRIC (30-70 GAL)	EWB
0072	AMERICAN INDIAN CENTER	GREYWATER SUMP PUMP -SUBMERSIBLE PUMP (<0.5HP)	SP
0072	AMERICAN INDIAN CENTER	COM EXTERIOR BLDG MT DECO LIGHTING (COACH, SCONCE, PEND, SOFFIT)	CFL BASED
0072	AMERICAN INDIAN CENTER	LIGHTING SYSTEM, INTERIOR - OFFICE	FLUORESCENT
0072	AMERICAN INDIAN CENTER	DOOR LOCK, COMMERCIAL-GRADE, EXTERIOR	KEYED LOCKSET
0072	AMERICAN INDIAN CENTER	DOOR PANIC HARDWARE, EXTERIOR	PUSH PULL
0072	AMERICAN INDIAN CENTER	CONDENSER - REFRIGERANT, AIR-COOLED (<=10 TON)	CU-1
0072	AMERICAN INDIAN CENTER	CONDENSER - REFRIGERANT, AIR-COOLED (<=10 TON)	CU-2
0072	AMERICAN INDIAN CENTER	CONDENSER - REFRIGERANT, AIR-COOLED (<=10 TON)	CU-3
0072	AMERICAN INDIAN CENTER	CONDENSER - REFRIGERANT, AIR-COOLED (<=10 TON)	CU-4
0072	AMERICAN INDIAN CENTER	CONDENSER - REFRIGERANT, AIR-COOLED (<=10 TON)	CU-5
0072	AMERICAN INDIAN CENTER	AIR HANDLING UNIT - INDOOR (.5-1.25 HP)	F-1
0072	AMERICAN INDIAN CENTER	AIR HANDLING UNIT - INDOOR (.5-1.25 HP)	F-2
0072	AMERICAN INDIAN CENTER	AIR HANDLING UNIT - INDOOR (.5-1.25 HP)	F-3
0072	AMERICAN INDIAN CENTER	AIR HANDLING UNIT - INDOOR (.5-1.25 HP)	F-4
0072	AMERICAN INDIAN CENTER	AIR HANDLING UNIT - INDOOR (.5-1.25 HP)	F-5
0072	AMERICAN INDIAN CENTER	EXTERIOR DOOR OR WINDOW APPLIED FINISH	METAL DOORS, WINDOWS
0072	AMERICAN INDIAN CENTER	EXTERIOR TRIM APPLIED FINISH	TRIM AND SOFFITS
0072	AMERICAN INDIAN CENTER	WALL FINISH - APPLIED, STANDARD	PAINTED GYPSUM
0072	AMERICAN INDIAN CENTER	FLOORING - CARPET, TILE OR ROLL, STANDARD	CARPET TILE
0074	BURTNESS THEATRE	EXTERIOR DOOR OR WINDOW APPLIED FINISH	
0074	BURTNESS THEATRE	GLASS, WINDOW, ALUMINUM OR WOOD, STANDARD	SINGLE-PANE GLAS
0074	BURTNESS THEATRE	DOOR OPERATOR, OVERHEAD DOOR, COMMERCIAL, PADS	
0074	BURTNESS THEATRE	DOOR PANIC HARDWARE, EXTERIOR	
0074	BURTNESS THEATRE	DOOR PANIC HARDWARE, EXTERIOR	
0074	BURTNESS THEATRE	ROOF - BITUMINOUS, 4-PLY, COAL TAR PITCH	GRAVEL-SURFACE
0074	BURTNESS THEATRE	ROOF - BITUMINOUS, 4-PLY, COAL TAR PITCH	ROLL-ROOFING SURFACE
0074	BURTNESS THEATRE	ROOF - BITUMINOUS, 4-PLY, COAL TAR PITCH	GRAVEL-SURFACE
0074	BURTNESS THEATRE	ROOF - BITUMINOUS, 4-PLY, COAL TAR PITCH	GRAVEL-SURFACE
0074	BURTNESS THEATRE	DOOR PANIC HARDWARE	
0074	BURTNESS THEATRE	CASEWORK - WOOD BASE AND WALL, TOP, STANDARD	DRESSING TABLES
0074	BURTNESS THEATRE	CASEWORK - WOOD BASE AND WALL, TOP, STANDARD	LOCKERS

0074	BURTNESS THEATRE	CASEWORK - WOOD BASE AND WALL, TOP, STANDARD	STANDARD CABINETS
0074	BURTNESS THEATRE	CASEWORK - WOOD BASE AND WALL, TOP, STANDARD	RETAIL COUNTER
0074	BURTNESS THEATRE	WALL FINISH - APPLIED, STANDARD	
0074	BURTNESS THEATRE	FLOORING - CARPET, TILE OR ROLL, STANDARD	
0074	BURTNESS THEATRE	FLOORING - CARPET, TILE OR ROLL, STANDARD	
0074	BURTNESS THEATRE	FLOORING - FLUID APPLIED, PAINT OR CLEAR SEAL	PAINTED PLYWOOD
0074	BURTNESS THEATRE	FLOORING - FLUID APPLIED, PAINT OR CLEAR SEAL	PAINTED CONCRETE
0074	BURTNESS THEATRE	ELEVATOR MODERNIZATION - HYDRAULIC 2-5 FLOORS	
0074	BURTNESS THEATRE	PLUMBING FIXTURE - SINK, SERVICE/LAUNDRY/UTILITY	MOP SINK
0074	BURTNESS THEATRE	SUPPLY PIPING SYSTEM - THEATER	
0074	BURTNESS THEATRE	WATER HEATER - SHELL & TUBE (<=45 GPM)	DWH-1
0074	BURTNESS THEATRE	DRAIN PIPING SYSTEM - THEATER	
0074	BURTNESS THEATRE	SEWAGE LIFT STATION	SE-2
0074	BURTNESS THEATRE	UNIT HEATER, STEAM/HYDRONIC STD (TO 250 MBH)	UH
0074	BURTNESS THEATRE	CONDENSER - REFRIGERANT, AIR-COOLED (10-35 TON)	ACCU-1
0074	BURTNESS THEATRE	CONDENSER - REFRIGERANT, AIR-COOLED (10-35 TON)	ACCU-2
0074	BURTNESS THEATRE	CONDENSER - REFRIGERANT, AIR-COOLED (10-35 TON)	ACCU-3
0074	BURTNESS THEATRE	AIR HANDLING UNIT - INDOOR (1.26-1.75 HP)	FCU
0074	BURTNESS THEATRE	AIR HANDLING UNIT - INDOOR (2.76-3.25 HP)	AHU-1
0074	BURTNESS THEATRE	AIR HANDLING UNIT - INDOOR (2.76-3.25 HP)	AHU-2
0074	BURTNESS THEATRE	HVAC DISTRIBUTION NETWORKS - THEATER	
0074	BURTNESS THEATRE	PUMP - ELECTRIC (<=10 HP)	HWP-1
0074	BURTNESS THEATRE	PUMP - ELECTRIC (<=10 HP)	HWP-2
0074	BURTNESS THEATRE	PUMP - ELECTRIC (<=10 HP)	DHWRP-1
0074	BURTNESS THEATRE	CONDENSATE RECEIVER, ELECTRIC, 2 PUMPS	CRU-1
0074	BURTNESS THEATRE	COMPUTER ROOM AC UNIT - REFRIGERANT, EXCL. HEAT REJECTION (<=3 TON)	AC-004
0074	BURTNESS THEATRE	AIR COMPRESSOR SYSTEM - HVAC CONTROLS (<=6 TOTAL HP)	AC-1
0074	BURTNESS THEATRE	AIR DRYER, REFRIGERATED (0-10 CFM)	AD-1
0074	BURTNESS THEATRE	HVAC CONTROLS - TERMINAL ASSEMBLIES - THEATER	
0074	BURTNESS THEATRE	COM EXTERIOR BLDG MT DECO LIGHTING (COACH, SCONCE, PEND, SOFFIT)	
0074	BURTNESS THEATRE	LIGHTING SYSTEM, INTERIOR - THEATER	
0074	BURTNESS THEATRE	DOOR, EXTERIOR, OVERHEAD ROLLING METAL, LOCK	
0074	BURTNESS THEATRE	DOOR OPERATOR, POWER-ASSIST	
0074	BURTNESS THEATRE	DOOR - OVERHEAD, INTERIOR	
0074	BURTNESS THEATRE	FLOORING - VINYL COMPOSITION TILE, STANDARD	
0074	BURTNESS THEATRE	EXTERIOR STAIR TREAD AND LANDING FINISH	
0074	BURTNESS THEATRE	EXTERIOR SURFACE FINISH - APPLIED, STANDARD	
0074	BURTNESS THEATRE	CEILING FINISH - APPLIED PAINT OR STAIN, STANDARD	
0074	BURTNESS THEATRE	WALL FINISH - WALL COVERING, ROLL	CLOTH PANELS
0074	BURTNESS THEATRE	PLUMBING FIXTURE - LAVATORY, WALL HUNG	
0074	BURTNESS THEATRE	PLUMBING FIXTURE - SHOWER VALVE AND HEAD	
0074	BURTNESS THEATRE	PLUMBING FIXTURE - URINAL	
0074	BURTNESS THEATRE	PLUMBING FIXTURE - WATER CLOSET, TANK-TYPE	
0074	BURTNESS THEATRE	PLUMBING FIXTURE - WATER CLOSET, TANKLESS	
0074	BURTNESS THEATRE	FIRE ALARM SYSTEM - DEVICES	
0074	BURTNESS THEATRE	FIRE ALARM PANEL, DIALER, BATTERY, & CHARGER UP TO 50 POINTS	

0074	BURTNESS THEATRE	DAYLIGHT DIMMING LIGHTING CONTROL	LC-107
0080	LEONARD HALL	DOOR AND FRAME, EXTERIOR, SWINGING, HOLLOW METAL	PARTIAL HEIGHT
0080	LEONARD HALL	ROOF - BITUMINOUS, 4-PLY, COAL TAR PITCH	GRAVEL-SURFACE
0080	LEONARD HALL	DOOR AND FRAME, INTERIOR, NON-RATED	
0080	LEONARD HALL	DOOR AND FRAME, INTERIOR, FIRE-RATED	
0080	LEONARD HALL	DOOR AND FRAME, INTERIOR, FIRE-RATED	
0080	LEONARD HALL	DOOR PANIC HARDWARE	
0080	LEONARD HALL	DOOR PANIC HARDWARE	
0080	LEONARD HALL	DOOR PANIC HARDWARE	
0080	LEONARD HALL	CASEWORK - WOOD BASE AND WALL, TOP, STANDARD	WOOD CABINETS
0080	LEONARD HALL	CASEWORK - WOOD BASE AND WALL, TOP, STANDARD	FIXED TABLE W/MODESTY PANELS
0080	LEONARD HALL	CASEWORK - LABORATORY, INCLUDES REAGENT SHELF AND TOP	
0080	LEONARD HALL	WALL FINISH - TILE, CERAMIC / STONE, PREMIUM	STONE
0080	LEONARD HALL	FLOORING - VINYL COMPOSITION TILE, STANDARD	9-INCH VAT
0080	LEONARD HALL	FLOORING - FLUID APPLIED, EPOXY / ACRYLIC / POLYURETHANE	
0080	LEONARD HALL	CEILING FINISH - SUSPENDED ACOUSTICAL TILE, STANDARD	
0080	LEONARD HALL	PLUMBING FIXTURE - SINK, SERVICE/LAUNDRY/UTILITY	MOP SINK
0080	LEONARD HALL	PLUMBING FIXTURE - EMERGENCY SHOWER	
0080	LEONARD HALL	PLUMBING FIXTURE - EMERGENCY EYEWASH	
0080	LEONARD HALL	PLUMBING FIXTURE - EMERGENCY COMBINATION SHOWER/EYEWASH	
0080	LEONARD HALL	SUPPLY PIPING SYSTEM - LABORATORY, WET	
0080	LEONARD HALL	DRAIN PIPING SYSTEM - LABORATORY, WET	
0080	LEONARD HALL	GREYWATER LIFT STATION	SP-2
0080	LEONARD HALL	GREYWATER LIFT STATION	SP-1
0080	LEONARD HALL	AIR COMPRESSOR - MEDICAL/LABORATORY PCKG (=10 HP), WITH DRYER	AC-1
0080	LEONARD HALL	UNIT HEATER, STEAM/HYDRONIC STD (TO 250 MBH)	UH
0080	LEONARD HALL	CHILLER - STEAM ABSORPTION (<=100 TON)	CH-1
0080	LEONARD HALL	CONDENSER - REFRIGERANT, AIR-COOLED (10-35 TON)	CT-3
0080	LEONARD HALL	CONDENSER - REFRIGERANT, AIR-COOLED (35-75 TON)	CT-2
0080	LEONARD HALL	AIR HANDLING UNIT - INDOOR (1.26-1.75 HP)	AHU-2
0080	LEONARD HALL	AIR HANDLING UNIT - INDOOR (1.76-2.75 HP)	AHU-3
0080	LEONARD HALL	AIR HANDLING UNIT - INDOOR (2.76-3.25 HP)	FCU
0080	LEONARD HALL	AIR HANDLING UNIT - INDOOR (3.26-6 HP)	AHU-1
0080	LEONARD HALL	AIR HANDLING UNIT - INDOOR (18-23 HP)	AHU-4
0080	LEONARD HALL	AIR HANDLING UNIT - INDOOR (24-27 HP)	UV
0080	LEONARD HALL	FAN - CENTRIFUGAL ROOF EXHAUST, 1/4" SP (20"-22" DIAMETER)	PV-2
0080	LEONARD HALL	FAN - CENTRIFUGAL ROOF EXHAUST, 1/4" SP (20"-22" DIAMETER)	PV-3
0080	LEONARD HALL	FAN - CENTRIFUGAL ROOF EXHAUST, 1/4" SP (20"-22" DIAMETER)	PV-7
0080	LEONARD HALL	FAN - CENTRIFUGAL ROOF EXHAUST, 1/4" SP (20"-22" DIAMETER)	PV-10
0080	LEONARD HALL	FAN - CENTRIFUGAL ROOF EXHAUST, 1/4" SP (20"-22" DIAMETER)	PV-4
0080	LEONARD HALL	FAN - CENTRIFUGAL ROOF EXHAUST, 1/4" SP (25"-30" DIAMETER)	PV-5
0080	LEONARD HALL	FAN - CENTRIFUGAL ROOF EXHAUST, 1/4" SP (25"-30" DIAMETER)	PV-11
0080	LEONARD HALL	FAN - CENTRIFUGAL ROOF EXHAUST, 1/4" SP (25"-30" DIAMETER)	PV-1
0080	LEONARD HALL	FAN - CENTRIFUGAL ROOF EXHAUST, 1/4" SP (25"-30" DIAMETER)	PV-6
0080	LEONARD HALL	FAN - CENTRIFUGAL ROOF EXHAUST, 1/4" SP (25"-30" DIAMETER)	PV-8
0080	LEONARD HALL	FAN - PROPELLER WITH LOUVER, 1/4" SP (<=0.5 HP)	EF-002A

0080	LEONARD HALL	FAN - UTILITY SET, 1/4" SP (<=0.5 HP)	EF-2 RM201
0080	LEONARD HALL	FAN - UTILITY SET, 1/4" SP (<=0.5 HP)	EF-1
0080	LEONARD HALL	FAN - UTILITY SET, 1/4" SP (<=0.5 HP)	EF-5
0080	LEONARD HALL	FAN - UTILITY SET, 1/4" SP (.4-1.25 HP)	EF-304
0080	LEONARD HALL	FAN - UTILITY SET, 1/4" SP (.4-1.25 HP)	EF-3
0080	LEONARD HALL	FAN - UTILITY SET, 1/4" SP (.4-1.25 HP)	EF-4
0080	LEONARD HALL	FAN - UTILITY SET, 1/4" SP (.4-1.25 HP)	EF-017
0080	LEONARD HALL	FAN - UTILITY SET, 1/4" SP (.4-1.25 HP)	EF-2
0080	LEONARD HALL	FAN - UTILITY SET, 1/4" SP (1.25-4 HP)	EF-002
0080	LEONARD HALL	HOOD, FUME	FH-4
0080	LEONARD HALL	HOOD, FUME	FH-4
0080	LEONARD HALL	HOOD, KITCHEN, COMMERCIAL WITH FIRE SUPPRESSION	DOWNDRAFT TABLE
0080	LEONARD HALL	PRESSURE REDUCING VALVE, STEAM SYSTEM (3")	PRV-1
0080	LEONARD HALL	PUMP - ELECTRIC (<=10 HP)	P-1
0080	LEONARD HALL	PUMP - ELECTRIC (<=10 HP)	P-2
0080	LEONARD HALL	PUMP - ELECTRIC (<=10 HP)	P-3
0080	LEONARD HALL	PUMP - ELECTRIC (<=10 HP)	P-4
0080	LEONARD HALL	PUMP - ELECTRIC (<=10 HP)	P-5
0080	LEONARD HALL	PUMP - ELECTRIC (<=10 HP)	P-6
0080	LEONARD HALL	PUMP - ELECTRIC (<=10 HP)	P-7
0080	LEONARD HALL	PUMP - ELECTRIC (<=10 HP)	P-8
0080	LEONARD HALL	CONDENSATE RECEIVER, ELECTRIC, 2 PUMPS	CRU-1
0080	LEONARD HALL	AIR COMPRESSOR SYSTEM - HVAC CONTROLS (<=6 TOTAL HP)	TCAC
0080	LEONARD HALL	AIR DRYER, REFRIGERATED (0-10 CFM)	TCAD
0080	LEONARD HALL	MOTOR CONTROL CENTER VERTICAL SECTION, 600V (600-800A) W/STARTERS	MCC-1
0080	LEONARD HALL	ELECTRICAL DISTRIBUTION NETWORK - LABORATORY, WET	
0080	LEONARD HALL	MC SWGR ENCLOSURE VERT STACK SECT (1600-2500 AMP)	MDB-26
0080	LEONARD HALL	MC SWGR INCOMING PWR CONNECT (CABLE/CONDUIT)	MDB-26
0080	LEONARD HALL	MC SWGR METERING AND INSTRUMENT SYSTEMS	MDB-26
0080	LEONARD HALL	COM EXTERIOR BLDG MT DECO LIGHTING (COACH, SCONCE, PEND, SOFFIT)	WALL MTD
0080	LEONARD HALL	WALL FINISH - APPLIED, STANDARD	2000
0080	LEONARD HALL	FLOORING - CARPET, TILE OR ROLL, STANDARD	
0080	LEONARD HALL	DOOR PANIC HARDWARE, EXTERIOR	
0080	LEONARD HALL	CEILING FINISH - APPLIED PAINT OR STAIN, STANDARD	
0080	LEONARD HALL	GLASS, WINDOW, ALUMINUM OR WOOD, STANDARD	SINGLE-PANE GLASS
0080	LEONARD HALL	SEATING, FIXED, FOLDING, STANDARD	
0080	LEONARD HALL	WALL FINISH - WOOD PANEL, STANDARD	
0080	LEONARD HALL	FLOORING - TERRAZZO RESURFACE	
0080	LEONARD HALL	WATER HEATER - COMMERCIAL, ELECTRIC (70-90 GAL)	DWH-1
0080	LEONARD HALL	EXPANSION TANK, STL PT (50-450 GAL)	ET-1
0080	LEONARD HALL	EXPANSION TANK, STL PT (50-450 GAL)	ET-2
0080	LEONARD HALL	DOOR OPERATOR, POWER-ASSIST	
0080	LEONARD HALL	CASEWORK - WOOD BASE AND WALL, TOP, STANDARD	WOOD CABINETY
0080	LEONARD HALL	FLOORING - VINYL COMPOSITION TILE, STANDARD	12-INCH VCT
0080	LEONARD HALL	PLUMBING FIXTURE - LAVATORY, WALL HUNG	1990
0080	LEONARD HALL	PLUMBING FIXTURE - SHOWER VALVE AND HEAD	

0080	LEONARD HALL	PLUMBING FIXTURE - URINAL	
0080	LEONARD HALL	PLUMBING FIXTURE - URINAL	
0080	LEONARD HALL	PLUMBING FIXTURE - WATER CLOSET, TANKLESS	
0080	LEONARD HALL	PLUMBING FIXTURE - WATER CLOSET, TANKLESS	
0080	LEONARD HALL	HEAT PUMP, WATER-SOURCE	HP-304A
0080	LEONARD HALL	FAN - UTILITY SET, 1/4" SP (.4-1.25 HP)	EF-FIBERGLASS
0080	LEONARD HALL	HOOD, FUME	FH-4
0080	LEONARD HALL	ROOF - 1-PLY, BALLASTED	GRAVEL BALLASTED
0080	LEONARD HALL	WALL FINISH - APPLIED, STANDARD	2017
0080	LEONARD HALL	FLOORING - CARPET, TILE OR ROLL, STANDARD	CARPET SQUARES
0080	LEONARD HALL	WALL FINISH - WALL COVERING, ROLL	FRP PANELS
0080	LEONARD HALL	PLUMBING FIXTURE - LAVATORY, COUNTER	1990
0080	LEONARD HALL	PLUMBING FIXTURE - LAVATORY, COUNTER	1990
0080	LEONARD HALL	DUCTLESS DX SPLIT SYSTEM (1-2 TON)	ACCU-3
0080	LEONARD HALL	HVAC CONTROLS - FIELD PANELS/OPS SOFTWARE - LABORATORY	
0080	LEONARD HALL	HVAC CONTROLS - MAJOR INSTRUMENTATION - LABORATORY	
0080	LEONARD HALL	FIRE ALARM SYSTEM - DEVICES	
0080	LEONARD HALL	FIRE ALARM PANEL, DIALER, BATTERY, & CHARGER UP TO 400 POINTS	
0080	LEONARD HALL	VARIABLE FREQUENCY DRIVE (<=5 HP)	EF-304
0080	LEONARD HALL	VARIABLE FREQUENCY DRIVE (15-20 HP)	AHU-4
0089	MECHANICAL SHOP	EXTERIOR WALL FINISH - APPLIED, STANDARD	
0089	MECHANICAL SHOP	EXTERIOR DOOR OR WINDOW APPLIED FINISH	
0089	MECHANICAL SHOP	EXTERIOR TRIM APPLIED FINISH	
0089	MECHANICAL SHOP	WALL, EXTERIOR, SIDING, METAL CORRUGATED, V-BEAM, OR RIBBED	PAINTED METAL
0089	MECHANICAL SHOP	WALL, EXTERIOR, SIDING, WOOD BOARD, STANDARD	BOARD AND BATTEN
0089	MECHANICAL SHOP	DOOR, EXTERIOR, OVERHEAD ROLLING METAL, LOCK	
0089	MECHANICAL SHOP	DOOR OPERATOR, OVERHEAD DOOR, COMMERCIAL, PADS	
0089	MECHANICAL SHOP	CASEWORK - WOOD BASE AND WALL, TOP, STANDARD	
0089	MECHANICAL SHOP	CASEWORK - WOOD BASE AND WALL, TOP, STANDARD	
0089	MECHANICAL SHOP	WALL FINISH - APPLIED, STANDARD	
0089	MECHANICAL SHOP	FLOORING - CARPET, TILE OR ROLL, STANDARD	
0089	MECHANICAL SHOP	FLOORING - VINYL COMPOSITION TILE, STANDARD	
0089	MECHANICAL SHOP	CEILING FINISH - APPLIED PAINT OR STAIN, STANDARD	
0089	MECHANICAL SHOP	PLUMBING FIXTURE - LAVATORY, WALL HUNG	
0089	MECHANICAL SHOP	PLUMBING FIXTURE - SINK, SERVICE/LAUNDRY/UTILITY	CERAMIC WASH SINK
0089	MECHANICAL SHOP	PLUMBING FIXTURE - URINAL	
0089	MECHANICAL SHOP	PLUMBING FIXTURE - WATER CLOSET, TANKLESS	
0089	MECHANICAL SHOP	PLUMBING FIXTURE - EMERGENCY EYEWASH	
0089	MECHANICAL SHOP	SUPPLY PIPING SYSTEM - SHOPS / TRADES, DRY LABORATORY	
0089	MECHANICAL SHOP	WATER HEATER - RESIDENTIAL, ELECTRIC (46-100 GAL)	DWH-1
0089	MECHANICAL SHOP	WATER HEATER - SHELL & TUBE (<=45 GPM)	DWH-WASHBAY
0089	MECHANICAL SHOP	DRAIN PIPING SYSTEM - SHOPS / TRADES, DRY LABORATORY	
0089	MECHANICAL SHOP	AIR COMPRESSOR - MEDICAL/LABORATORY PCKG (=10 HP), WITH DRYER	AC-1
0089	MECHANICAL SHOP	UNIT HEATER, STEAM/HYDRONIC STD (TO 250 MBH)	UH
0089	MECHANICAL SHOP	CONDENSER - REFRIGERANT, AIR-COOLED (<=10 TON)	ACCU-1
0089	MECHANICAL SHOP	PTAC, DX/ HP COOL, ELEC HEAT (1.25-2 TON)	WAC

0089	MECHANICAL SHOP	AIR HANDLING UNIT - INDOOR (.5-1.25 HP)	AHU-1
0089	MECHANICAL SHOP	FAN - CENTRIFUGAL ROOF EXHAUST, 1/4" SP (25"-30" DIAMETER)	EF-1
0089	MECHANICAL SHOP	FAN - INLINE CENTRIFUGAL AIRFOIL, SUPPLY, 2.5" SP (<=30 HP)	EF-104B
0089	MECHANICAL SHOP	FAN - PROPELLER WITH LOUVER, 1/4" SP (<=0.5 HP)	EF-101
0089	MECHANICAL SHOP	FAN - UTILITY SET, 1/4" SP (.4-1.25 HP)	EF-WELDING
0089	MECHANICAL SHOP	HOOD, KITCHEN, COMMERCIAL WITH FIRE SUPPRESSION	WELDING
0089	MECHANICAL SHOP	HVAC DISTRIBUTION NETWORKS - SHOPS / TRADES, DRY LABORATORY	
0089	MECHANICAL SHOP	PRESSURE REDUCING VALVE, STEAM SYSTEM (2")	PRV-1
0089	MECHANICAL SHOP	CONDENSATE RECEIVER, ELECTRIC, 2 PUMPS	CRU-1
0089	MECHANICAL SHOP	HEATING SYSTEM, STEAM OR HYDRONIC	
0089	MECHANICAL SHOP	HVAC CONTROLS - TERMINAL ASSEMBLIES - SHOPS / TRADES, DRY LABORATORY	
0089	MECHANICAL SHOP	FIRE ALARM SYSTEM - DEVICES	
0089	MECHANICAL SHOP	FIRE ALARM PANEL, DIALER, BATTERY, & CHARGER UP TO 50 POINTS	
0089	MECHANICAL SHOP	ELECTRICAL DISTRIBUTION NETWORK - SHOPS / TRADES, DRY LABORATORY	
0089	MECHANICAL SHOP	TRANSFORMER - OIL-FILLED, 3PH, 5-15KV PRIMARY (75-112.5 KVA)	T-SITE
0089	MECHANICAL SHOP	GLASS, WINDOW, ALUMINUM OR WOOD, STANDARD	
0089	MECHANICAL SHOP	DOOR AND FRAME, EXTERIOR, SWINGING, HOLLOW METAL	GLASS LITES
0089	MECHANICAL SHOP	DOOR AND FRAME, EXTERIOR, SWINGING, HOLLOW METAL	
0089	MECHANICAL SHOP	DOOR AND FRAME, INTERIOR, NON-RATED	
0089	MECHANICAL SHOP	BRIDGE CRANE CONTROLS <13 TON	JIB CRANE
0089	MECHANICAL SHOP	COM EXTERIOR BLDG MT HI FLOOD LIGHTING (WALLPACK, WALLWASH)	
0089	MECHANICAL SHOP	LIGHTING SYSTEM, INTERIOR - SHOPS / TRADES, DRY LABORATORY	
0089	MECHANICAL SHOP	DOOR LOCK, COMMERCIAL-GRADE, EXTERIOR	
0089	MECHANICAL SHOP	WALL FINISH - WOOD PANEL, STANDARD	WOOD LOG
0089	MECHANICAL SHOP	DOOR OPERATOR, OVERHEAD DOOR, COMMERCIAL, PADS	
0095	UPSON ONE	DOOR, EXTERIOR, OVERHEAD ROLLING METAL, LOCK	
0095	UPSON ONE	DOOR OPERATOR, OVERHEAD DOOR, COMMERCIAL, PADS	
0095	UPSON ONE	DOOR AND FRAME, INTERIOR, NON-RATED	
0095	UPSON ONE	DOOR AND FRAME, INTERIOR, NON-RATED	OVERSIZE METAL
0095	UPSON ONE	DOOR AND FRAME, INTERIOR, NON-RATED	
0095	UPSON ONE	DOOR - OVERHEAD, INTERIOR	
0095	UPSON ONE	DOOR PANIC HARDWARE	
0095	UPSON ONE	CASEWORK - WOOD BASE AND WALL, TOP, STANDARD	WOOD, LAMINATE COUNTER
0095	UPSON ONE	CASEWORK - WOOD BASE AND WALL, TOP, STANDARD	WOOD, SOLID SURFACE COUNTER
0095	UPSON ONE	CASEWORK - WOOD BASE AND WALL, TOP, STANDARD	METAL CABINET
0095	UPSON ONE	CASEWORK - WOOD BASE AND WALL, TOP, STANDARD	WOOD CABINET & COUNTER
0095	UPSON ONE	CASEWORK - WOOD BASE AND WALL, TOP, STANDARD	STAINLESS STEEL
0095	UPSON ONE	WALL FINISH - APPLIED, STANDARD	
0095	UPSON ONE	WALL FINISH - APPLIED, STANDARD	
0095	UPSON ONE	WALL FINISH - TILE, CERAMIC / STONE, STANDARD	
0095	UPSON ONE	WALL FINISH - TILE, CERAMIC / STONE, PREMIUM	GLAZED BLOCK
0095	UPSON ONE	FLOORING - CARPET, TILE OR ROLL, STANDARD	
0095	UPSON ONE	FLOORING - VINYL COMPOSITION TILE, STANDARD	
0095	UPSON ONE	FLOORING - TILE, CERAMIC / STONE / QUARRY STANDARD	



0095	UPSON ONE	CEILING FINISH - SUSPENDED ACOUSTICAL TILE, STANDARD	
0095	UPSON ONE	CEILING FINISH - APPLIED PAINT OR STAIN, STANDARD	
0095	UPSON ONE	BRIDGE CRANE CONTROLS <13 TON	CRANE
0095	UPSON ONE	BRIDGE CRANE CONTROLS <13 TON	CRANE 106
0095	UPSON ONE	ELEVATOR MODERNIZATION - TRACTION - LOW RISE 2-8 FLOORS	ELEV-1
0095	UPSON ONE	PLUMBING FIXTURE - SINK, SERVICE/LAUNDRY/UTILITY	MOP SINK
0095	UPSON ONE	PLUMBING FIXTURE - SINK, SERVICE/LAUNDRY/UTILITY	PLASTIC TUB
0095	UPSON ONE	PLUMBING FIXTURE - SINK, SERVICE/LAUNDRY/UTILITY	STEEL WASH SINK
0095	UPSON ONE	PLUMBING FIXTURE - SINK, SERVICE/LAUNDRY/UTILITY	DOUBLE-BASIN
0095	UPSON ONE	PLUMBING FIXTURE - SINK, SERVICE/LAUNDRY/UTILITY	CERAMIC WASH SINK
0095	UPSON ONE	PLUMBING FIXTURE - SHOWER VALVE AND HEAD	
0095	UPSON ONE	SUPPLY PIPING SYSTEM - LABORATORY, WET	
0095	UPSON ONE	WATER HEATER - COMMERCIAL, ELECTRIC (110-135 GAL)	DWH-1
0095	UPSON ONE	DRAIN PIPING SYSTEM - LABORATORY, WET	
0095	UPSON ONE	AIR COMPRESSOR - MEDICAL/LABORATORY PCKG (=10 HP), WITH DRYER	AC-2
0095	UPSON ONE	AIR COMPRESSOR - MEDICAL/LABORATORY PCKG (=10 HP), WITH DRYER	AC-1
0095	UPSON ONE	UNIT HEATER, STEAM/HYDRONIC STD (TO 250 MBH)	UH
0095	UPSON ONE	CHILLER - WATER-COOLED CENTRIFUGAL OR SCREW (<=150 TONS)	CH-112A
0095	UPSON ONE	CHILLER - WATER-COOLED CENTRIFUGAL OR SCREW (<=150 TONS)	CH-106
0095	UPSON ONE	PTAC, DX/ HP COOL, ELEC HEAT (0.5-1.25 TON)	WAC-112B
0095	UPSON ONE	AIR HANDLING UNIT - INDOOR (1.26-1.75 HP)	FCU
0095	UPSON ONE	AIR HANDLING UNIT - INDOOR (1.76-2.75 HP)	AHU-11
0095	UPSON ONE	AIR HANDLING UNIT - INDOOR (3.26-6 HP)	AHU-10
0095	UPSON ONE	AIR HANDLING UNIT - INDOOR (3.26-6 HP)	AHU-8
0095	UPSON ONE	AIR HANDLING UNIT - INDOOR (10-12 HP)	AHU-7
0095	UPSON ONE	AIR HANDLING UNIT - INDOOR (18-23 HP)	AHU-9
0095	UPSON ONE	FAN - AXIAL, RETURN, 1.5" SP (<=3 HP) 9,200 CFM	EF-001B
0095	UPSON ONE	FAN - AXIAL, RETURN, 1.5" SP (3-5 HP) 13,200 CFM	EF-001A
0095	UPSON ONE	FAN - CENTRIFUGAL ROOF EXHAUST, 1/4" SP (20"-22" DIAMETER)	PV-9
0095	UPSON ONE	FAN - CENTRIFUGAL ROOF EXHAUST, 1/4" SP (25"-30" DIAMETER)	PV-3
0095	UPSON ONE	FAN - CENTRIFUGAL ROOF EXHAUST, 1/4" SP (25"-30" DIAMETER)	PV-113
0095	UPSON ONE	FAN - CENTRIFUGAL ROOF EXHAUST, 1/4" SP (25"-30" DIAMETER)	PV-111
0095	UPSON ONE	FAN - CENTRIFUGAL ROOF EXHAUST, 1/4" SP (25"-30" DIAMETER)	PV-8
0095	UPSON ONE	FAN - CENTRIFUGAL ROOF EXHAUST, 1/4" SP (25"-30" DIAMETER)	PV-10
0095	UPSON ONE	FAN - CENTRIFUGAL ROOF EXHAUST, 1/4" SP (25"-30" DIAMETER)	PV-11
0095	UPSON ONE	FAN - CENTRIFUGAL ROOF EXHAUST, 1/4" SP (25"-30" DIAMETER)	PV-219
0095	UPSON ONE	FAN - CENTRIFUGAL ROOF EXHAUST, 1/4" SP (25"-30" DIAMETER)	PV-114
0095	UPSON ONE	FAN - CENTRIFUGAL ROOF EXHAUST, 1/4" SP (25"-30" DIAMETER)	PV-104
0095	UPSON ONE	FAN - UTILITY SET, 1/4" SP (.4-1.25 HP)	EF-114
0095	UPSON ONE	FAN - UTILITY SET, 1/4" SP (.4-1.25 HP)	EF-113
0095	UPSON ONE	FAN - UTILITY SET, 1/4" SP (1.25-4 HP)	RF-1
0095	UPSON ONE	FAN - UTILITY SET, 1/4" SP (1.25-4 HP)	EF-1
0095	UPSON ONE	FAN - UTILITY SET, 1/4" SP (1.25-4 HP)	EF-2
0095	UPSON ONE	FAN - UTILITY SET, 1/4" SP (1.25-4 HP)	EF-106C
0095	UPSON ONE	FAN - UTILITY SET, 1/4" SP (4-12 HP)	EF-WELDING
0095	UPSON ONE	FAN - UTILITY SET, 1/4" SP (4-12 HP)	EF-N HYDRO
0095	UPSON ONE	HOOD, FUME	FH-4

0095	UPSON ONE	HOOD, KITCHEN, COMMERCIAL WITH FIRE SUPPRESSION	H-113
0095	UPSON ONE	HOOD, KITCHEN, COMMERCIAL WITH FIRE SUPPRESSION	H-113 WELDING
0095	UPSON ONE	HOOD, KITCHEN, COMMERCIAL WITH FIRE SUPPRESSION	H-112
0095	UPSON ONE	HOOD, KITCHEN, COMMERCIAL WITH FIRE SUPPRESSION	H-112 WELDING
0095	UPSON ONE	HOOD, KITCHEN, COMMERCIAL WITH FIRE SUPPRESSION	H-106D
0095	UPSON ONE	HOOD, KITCHEN, COMMERCIAL WITH FIRE SUPPRESSION	HD-104
0095	UPSON ONE	HOOD, KITCHEN, COMMERCIAL WITH FIRE SUPPRESSION	H-105
0095	UPSON ONE	HVAC DISTRIBUTION NETWORKS - LABORATORY, WET	
0095	UPSON ONE	HEAT EXCHANGER - SHELL & TUBE STEAM TO WATER (20-85 GPM)	CONV-1
0095	UPSON ONE	PUMP - ELECTRIC (<=10 HP)	HWP-1
0095	UPSON ONE	PUMP - ELECTRIC (<=10 HP)	HWP-2
0095	UPSON ONE	PUMP - ELECTRIC (<=10 HP)	DHWRP-1
0095	UPSON ONE	PUMP - ELECTRIC (20 - 25 HP)	CHW-1
0095	UPSON ONE	PUMP - ELECTRIC (20 - 25 HP)	CHW-2
0095	UPSON ONE	CONDENSATE RECEIVER, ELECTRIC, 2 PUMPS	CRU-1
0095	UPSON ONE	EXPANSION TANK, DIAPHRAGM (<25 GAL)	ET-106
0095	UPSON ONE	AIR COMPRESSOR SYSTEM - HVAC CONTROLS (<=6 TOTAL HP)	TCAC
0095	UPSON ONE	AIR DRYER, REFRIGERATED (0-10 CFM)	TCAD
0095	UPSON ONE	PANELBOARD, 3 PH, 208/120V (701-900 AMP), INCL. BRK.	P4
0095	UPSON ONE	ELECTRICAL DISTRIBUTION NETWORK - LABORATORY, WET	
0095	UPSON ONE	MC SWGR ENCLOSURE VERT STACK SECT (<800 AMP)	MDP
0095	UPSON ONE	MC SWGR ENCLOSURE VERT STACK SECT (800-1600 AMP)	LDP
0095	UPSON ONE	MC SWGR INCOMING PWR CONNECT (CABLE/CONDUIT)	MDP
0095	UPSON ONE	MC SWGR INCOMING PWR CONNECT (CABLE/CONDUIT)	LDP
0095	UPSON ONE	MC SWGR METERING AND INSTRUMENT SYSTEMS	MDP
0095	UPSON ONE	MC SWGR METERING AND INSTRUMENT SYSTEMS	LDP
0095	UPSON ONE	COM EXTERIOR BLDG MT DECO LIGHTING (COACH, SCONCE, PEND, SOFFIT)	RECESSED
0095	UPSON ONE	DOOR AND FRAME, EXTERIOR, SWINGING, HOLLOW METAL	
0095	UPSON ONE	DOOR AND FRAME, EXTERIOR, SWINGING, HOLLOW METAL	
0095	UPSON ONE	DOOR AND FRAME, EXTERIOR, SWINGING, HOLLOW METAL	
0095	UPSON ONE	DOOR PANIC HARDWARE, EXTERIOR	
0095	UPSON ONE	DOOR PANIC HARDWARE, EXTERIOR	
0095	UPSON ONE	PUMP - ELECTRIC (<=10 HP)	CHP-106
0095	UPSON ONE	FIRE ALARM SYSTEM - DEVICES	
0095	UPSON ONE	FIRE ALARM PANEL, DIALER, BATTERY, & CHARGER UP TO 200 POINTS	
0095	UPSON ONE	WALL, EXTERIOR, TILT-UP OR PRECAST CONCRETE PANELS - RESTORE NATURAL FINISH	
0095	UPSON ONE	CASEWORK - LABORATORY, INCLUDES REAGENT SHELF AND TOP	
0095	UPSON ONE	PLUMBING FIXTURE - LAVATORY, WALL HUNG	
0095	UPSON ONE	PLUMBING FIXTURE - LAVATORY, GANG	
0095	UPSON ONE	PLUMBING FIXTURE - URINAL	
0095	UPSON ONE	PLUMBING FIXTURE - WATER CLOSET, TANKLESS	
0095	UPSON ONE	AIR HANDLING UNIT - OUTDOOR PACKAGE (9-12 HP)	AHU-12
0095	UPSON ONE	FAN - UTILITY SET, 1/4" SP (.4-1.25 HP)	EF
0095	UPSON ONE	FAN - UTILITY SET, 1/4" SP (1.25-4 HP)	EF
0095	UPSON ONE	HVAC CONTROLS - FIELD PANELS/OPS SOFTWARE - LABORATORY	
0095	UPSON ONE	HVAC CONTROLS - MAJOR INSTRUMENTATION - LABORATORY	
0095	UPSON ONE	ROOF - 1-PLY, UNBALLASTED	EPDM

0095	UPSON ONE	BRIDGE CRANE, 1 GIRDER, 40' SPAN 5-6 TON	CRANE 106
0095	UPSON ONE	BRIDGE CRANE, 1 GIRDER, 50' SPAN 4-6 TON	CRANE
0095	UPSON ONE	BRIDGE CRANE RAIL	CRANE
0095	UPSON ONE	BRIDGE CRANE RAIL	CRANE 106
0095	UPSON ONE	GREYWATER LIFT STATION	SP-2
0099	UNIVERSITY HOUSE	DOOR LOCK, COMMERCIAL-GRADE, EXTERIOR	LEVER TYPE
0099	UNIVERSITY HOUSE	FLOORING - CARPET, TILE OR ROLL, STANDARD	ROLL STYLE CARPET
0099	UNIVERSITY HOUSE	DOOR OPERATOR, OVERHEAD PANEL DOOR, RESIDENTIAL, PADS	MANUAL LIFT
0099	UNIVERSITY HOUSE	EXPANSION TANK, DIAPHRAGM (<25 GAL)	ET
0099	UNIVERSITY HOUSE	EXPANSION TANK, DIAPHRAGM (<25 GAL)	ET
0099	UNIVERSITY HOUSE	HEAT EXCHANGER - SHELL & TUBE STEAM TO WATER (20-85 GPM)	HX
0099	UNIVERSITY HOUSE	FIRE ALARM SYSTEM - DEVICES	
0099	UNIVERSITY HOUSE	FIRE ALARM PANEL, DIALER, BATTERY, & CHARGER UP TO 50 POINTS	
0099	UNIVERSITY HOUSE	DOOR, EXTERIOR, OVERHEAD PANEL OR SECTIONAL, PAINTED, LOCK	MANUAL LIFT
0099	UNIVERSITY HOUSE	DOOR LOCK, COMMERCIAL-GRADE	LEVER TYPE
0099	UNIVERSITY HOUSE	CASEWORK - WOOD BASE AND WALL, TOP, STANDARD	WOOD, STONE TOP
0099	UNIVERSITY HOUSE	CASEWORK - WOOD BASE AND WALL, TOP, STANDARD	WOOD, STONE TOP
0099	UNIVERSITY HOUSE	WATER HEATER - COMMERCIAL, ELECTRIC (70-90 GAL)	EWB
0099	UNIVERSITY HOUSE	HUMIDIFIER, STEAM INJECTION	HUMIDIFIER
0099	UNIVERSITY HOUSE	FAN - PROPELLER WITH LOUVER, 1/4" SP (<=0.5 HP)	CEILING EF
0099	UNIVERSITY HOUSE	COM EXTERIOR BLDG MT DECO LIGHTING (COACH, SCONCE, PEND, SOFFIT)	BUILDING LIGHTING
0099	UNIVERSITY HOUSE	COM EXTERIOR BLDG MT DECO LIGHTING (COACH, SCONCE, PEND, SOFFIT)	LANDSCAPING LIGHTING
0099	UNIVERSITY HOUSE	COM EXTERIOR BLDG MT HI FLOOD LIGHTING (WALLPACK, WALLWASH)	BUILDING LIGHTING
0099	UNIVERSITY HOUSE	LIGHTING SYSTEM, INTERIOR - RESIDENCE	CFL/LED
0099	UNIVERSITY HOUSE	OCCUPANCY SENSING AND TIMER LIGHTING CONTROL	OCC SENSOR
0099	UNIVERSITY HOUSE	EXTERIOR DOOR OR WINDOW APPLIED FINISH	
0099	UNIVERSITY HOUSE	EXTERIOR TRIM APPLIED FINISH	
0099	UNIVERSITY HOUSE	WALL FINISH - APPLIED, STANDARD	PAINTED GYPSUM
0104	HUGHES FINE ART BUILDING	EXTERIOR DOOR OR WINDOW APPLIED FINISH	PAINTED HOLLOW METAL
0104	HUGHES FINE ART BUILDING	WALL, EXTERIOR, TILT-UP OR PRECAST CONCRETE PANELS - RESTORE NATURAL FINISH	PRE-CAST TILT UP PANELS
0104	HUGHES FINE ART BUILDING	DOOR AND FRAME, INTERIOR, NON-RATED	STANDARD DOORS
0104	HUGHES FINE ART BUILDING	DOOR AND FRAME, INTERIOR, FIRE-RATED	SMOKE, FIRE RATED
0104	HUGHES FINE ART BUILDING	FLOORING - CARPET, TILE OR ROLL, STANDARD	ROLL STYLE CARPET
0104	HUGHES FINE ART BUILDING	FLOORING - VINYL COMPOSITION TILE, STANDARD	COMPOSITE VINYL TILE
0104	HUGHES FINE ART BUILDING	INTERIOR STAIR TREAD AND LANDING FINISH	ST-141, CONCRETE
0104	HUGHES FINE ART BUILDING	ELEVATOR MODERNIZATION - HYDRAULIC 2-5 FLOORS	SERVICE
0104	HUGHES FINE ART BUILDING	PLUMBING FIXTURE - SINK, SERVICE/LAUNDRY/UTILITY	FLOOR MOUNT
0104	HUGHES FINE ART BUILDING	PLUMBING FIXTURE - SINK, SERVICE/LAUNDRY/UTILITY	WH CAST IRON
0104	HUGHES FINE ART BUILDING	PLUMBING FIXTURE - SINK, SERVICE/LAUNDRY/UTILITY	COMMERCIAL SS
0104	HUGHES FINE ART BUILDING	SUPPLY PIPING SYSTEM - CLASSROOM	RIGID CU
0104	HUGHES FINE ART BUILDING	DRAIN PIPING SYSTEM - CLASSROOM	CAST IRON

0104	HUGHES FINE ART BUILDING	POOL CIRCULATION PUMP - ELECTRIC (<10 HP)	FOUNTAIN PUMP
0104	HUGHES FINE ART BUILDING	SPA FILTER, AVG	FOUNTAIN
0104	HUGHES FINE ART BUILDING	UNIT HEATER, STEAM/HYDRONIC STD (TO 250 MBH)	CUH
0104	HUGHES FINE ART BUILDING	UNIT HEATER, STEAM/HYDRONIC STD (TO 250 MBH)	HUH
0104	HUGHES FINE ART BUILDING	CONDENSER - REFRIGERANT, AIR-COOLED (<=10 TON)	CU
0104	HUGHES FINE ART BUILDING	AIR HANDLING UNIT - INDOOR (.5-1.25 HP)	AHU-9
0104	HUGHES FINE ART BUILDING	AIR HANDLING UNIT - INDOOR (1.76-2.75 HP)	AHU-4
0104	HUGHES FINE ART BUILDING	AIR HANDLING UNIT - INDOOR (1.76-2.75 HP)	AHU-3
0104	HUGHES FINE ART BUILDING	AIR HANDLING UNIT - INDOOR (36-45 HP)	AHU-1
0104	HUGHES FINE ART BUILDING	AIR HANDLING UNIT - INDOOR (36-45 HP)	AHU-2
0104	HUGHES FINE ART BUILDING	AIR HANDLING UNIT - OUTDOOR PACKAGE (1.6-5 HP)	HV-1
0104	HUGHES FINE ART BUILDING	FAN - CENTRIFUGAL ROOF EXHAUST, 1/4" SP (10"-18" DIAMETER)	EF
0104	HUGHES FINE ART BUILDING	FAN - CENTRIFUGAL ROOF EXHAUST, 1/4" SP (10"-18" DIAMETER)	PV
0104	HUGHES FINE ART BUILDING	FAN - CENTRIFUGAL ROOF EXHAUST, 1/4" SP (20"-22" DIAMETER)	PV-5
0104	HUGHES FINE ART BUILDING	FAN - CENTRIFUGAL ROOF EXHAUST, 1/4" SP (20"-22" DIAMETER)	PV-2
0104	HUGHES FINE ART BUILDING	FAN - CENTRIFUGAL ROOF EXHAUST, 1/4" SP (20"-22" DIAMETER)	INLINE FAN
0104	HUGHES FINE ART BUILDING	FAN - CENTRIFUGAL ROOF EXHAUST, 1/4" SP (20"-22" DIAMETER)	PV
0104	HUGHES FINE ART BUILDING	FAN - CENTRIFUGAL ROOF EXHAUST, 1/4" SP (20"-22" DIAMETER)	PV
0104	HUGHES FINE ART BUILDING	FAN - CENTRIFUGAL ROOF EXHAUST, 1/4" SP (25"-30" DIAMETER)	PV-7
0104	HUGHES FINE ART BUILDING	FAN - CENTRIFUGAL ROOF EXHAUST, 1/4" SP (25"-30" DIAMETER)	PV
0104	HUGHES FINE ART BUILDING	FAN - CENTRIFUGAL ROOF EXHAUST, 1/4" SP (25"-30" DIAMETER)	PV-8
0104	HUGHES FINE ART BUILDING	FAN - CENTRIFUGAL ROOF EXHAUST, 1/4" SP (25"-30" DIAMETER)	PV
0104	HUGHES FINE ART BUILDING	FAN - INLINE CENTRIFUGAL AIRFOIL, SUPPLY, 2.5" SP (<=30 HP)	HOOD FAN
0104	HUGHES FINE ART BUILDING	FAN - PROPELLER WITH LOUVER, 1/4" SP (<=0.5 HP)	EF
0104	HUGHES FINE ART BUILDING	HVAC DISTRIBUTION NETWORKS - CLASSROOM	METAL DUCTWORK
0104	HUGHES FINE ART BUILDING	PRESSURE REDUCING VALVE, STEAM SYSTEM (4")	PRV
0104	HUGHES FINE ART BUILDING	CONDENSATE RECEIVER, ELECTRIC, 1 PUMP	CRT
0104	HUGHES FINE ART BUILDING	HEATING SYSTEM, STEAM OR HYDRONIC	PERIMETER RADIATION
0104	HUGHES FINE ART BUILDING	EXPANSION TANK, DIAPHRAGM (<25 GAL)	ET
0104	HUGHES FINE ART BUILDING	EXPANSION TANK, DIAPHRAGM (<25 GAL)	ET
0104	HUGHES FINE ART BUILDING	EXPANSION TANK, DIAPHRAGM (250-550 GAL)	SURGE TANKS
0104	HUGHES FINE ART BUILDING	AIR COMPRESSOR SYSTEM - HVAC CONTROLS (<=6 TOTAL HP)	AC
0104	HUGHES FINE ART BUILDING	AIR COMPRESSOR SYSTEM - HVAC CONTROLS (>10 TOTAL HP)	AC
0104	HUGHES FINE ART BUILDING	DUST COLLECTION SYSTEM	CENTRAL SYS
0104	HUGHES FINE ART BUILDING	MOTOR CONTROL CENTER VERTICAL SECTION, 600V (<=400A) W/STARTERS	HMCC
0104	HUGHES FINE ART BUILDING	ELECTRICAL DISTRIBUTION NETWORK - CLASSROOM	ORIGINAL
0104	HUGHES FINE ART BUILDING	MAIN SWITCHBOARD W/BREAKERS (800-1200 AMP)	SWBD
0104	HUGHES FINE ART BUILDING	TRANSFORMER - DRY-TYPE, 3PH, 480V SECONDARY (112.5-150 KVA)	XFMR
0104	HUGHES FINE ART BUILDING	VARIABLE FREQUENCY DRIVE (30-40 HP)	AHU-1
0104	HUGHES FINE ART BUILDING	COM EXTERIOR BLDG MT DECO LIGHTING (COACH, SCONCE, PEND, SOFFIT)	ORIGINAL LIGHTING
0104	HUGHES FINE ART BUILDING	GENERATOR - NATURAL GAS OR GASOLINE (20-100 KW)	G-1
0104	HUGHES FINE ART BUILDING	SWITCH - AUTO TRANSFER, 208 OR 240 V (30-100 AMP)	ATS
0104	HUGHES FINE ART BUILDING	DOOR LOCK, COMMERCIAL-GRADE, EXTERIOR	STANDARD KEY SET
0104	HUGHES FINE ART BUILDING	DOOR PANIC HARDWARE, EXTERIOR	PUSH PULL
0104	HUGHES FINE ART BUILDING	FLOORING - HARDWOOD STRIP, STANDARD	HARDWOOD STRIP

0104	HUGHES FINE ART BUILDING	PANELBOARD, 3 PH, 208/120V (501-700 AMP), INCL. BRK.	DP
0104	HUGHES FINE ART BUILDING	PANELBOARD, 3 PH, 208/120V (501-700 AMP), INCL. BRK.	LDP-01
0104	HUGHES FINE ART BUILDING	GLASS, WINDOW, ALUMINUM OR WOOD, STANDARD	ALUMINUM AND GLASS DOUBLE PANE, OPERABLE
0104	HUGHES FINE ART BUILDING	FLOORING - FLUID APPLIED, PAINT OR CLEAR SEAL	CLEAR SEALANT
0104	HUGHES FINE ART BUILDING	BACKFLOW PREVENTER (<=1 INCH)	BFP
0104	HUGHES FINE ART BUILDING	FAN - UTILITY SET, 1/4" SP (1.25-4 HP)	EF
0104	HUGHES FINE ART BUILDING	HVAC CONTROLS - FIELD PANELS/OPS SOFTWARE - CLASSROOM	DDC CONTROLS
0104	HUGHES FINE ART BUILDING	DOOR OPERATOR, POWER-ASSIST	ELECTRIC
0104	HUGHES FINE ART BUILDING	WALL FINISH - APPLIED, STANDARD	PAINTED SURFACE
0104	HUGHES FINE ART BUILDING	WALL FINISH - APPLIED, STANDARD	EPOXY PAINTED
0104	HUGHES FINE ART BUILDING	FLOORING - CARPET, TILE OR ROLL, STANDARD	ROLL STYLE CARPET
0104	HUGHES FINE ART BUILDING	INTERIOR STAIR TREAD AND LANDING FINISH	ST-113, CONCRETE
0104	HUGHES FINE ART BUILDING	INTERIOR STAIR TREAD AND LANDING FINISH	ST-168, VCT
0104	HUGHES FINE ART BUILDING	INTERIOR STAIR TREAD AND LANDING FINISH	ST-150, CARPET
0104	HUGHES FINE ART BUILDING	CEILING FINISH - SUSPENDED ACOUSTICAL TILE, STANDARD	SUSPENDED ACOUSTICAL TILE
0104	HUGHES FINE ART BUILDING	PLUMBING FIXTURE - EMERGENCY SHOWER	
0104	HUGHES FINE ART BUILDING	PLUMBING FIXTURE - EMERGENCY EYEWASH	
0104	HUGHES FINE ART BUILDING	AIR DRYER, REFRIGERATED (0-10 CFM)	AD
0104	HUGHES FINE ART BUILDING	AIR DRYER, REFRIGERATED (76-100 CFM)	AD
0104	HUGHES FINE ART BUILDING	VARIABLE FREQUENCY DRIVE (<=5 HP)	PV-1
0104	HUGHES FINE ART BUILDING	VARIABLE FREQUENCY DRIVE (<=5 HP)	PV-5
0104	HUGHES FINE ART BUILDING	VARIABLE FREQUENCY DRIVE (<=5 HP)	PV-4
0104	HUGHES FINE ART BUILDING	VARIABLE FREQUENCY DRIVE (<=5 HP)	PV-2
0104	HUGHES FINE ART BUILDING	VARIABLE FREQUENCY DRIVE (<=5 HP)	PV-3
0104	HUGHES FINE ART BUILDING	VARIABLE FREQUENCY DRIVE (5-7.5 HP)	P-6
0104	HUGHES FINE ART BUILDING	VARIABLE FREQUENCY DRIVE (5-7.5 HP)	P-5
0106	UPSON 2	WALL, EXTERIOR, PANEL JOINT RESTORATION	METAL PANELS
0106	UPSON 2	WALL, EXTERIOR, TILT-UP OR PRECAST CONCRETE PANELS - RESTORE NATURAL FINISH	CONCRETE FACADES
0106	UPSON 2	DOOR LOCK, COMMERCIAL-GRADE, EXTERIOR	STANDARD KEYED
0106	UPSON 2	DOOR PANIC HARDWARE, EXTERIOR	PUSH PULL
0106	UPSON 2	ROOF - BITUMINOUS, 2-PLY, SBS MODIFIED BITUMEN, MOP	GRAVEL BALLASTED
0106	UPSON 2	DOOR AND FRAME, INTERIOR, NON-RATED	STANDARD W/ KNOBS
0106	UPSON 2	DOOR AND FRAME, INTERIOR, FIRE-RATED	SMOKE FIRE
0106	UPSON 2	CASEWORK - WOOD BASE AND WALL, TOP, STANDARD	WOOD LAMINATE TOP
0106	UPSON 2	CASEWORK - LABORATORY, INCLUDES REAGENT SHELF AND TOP	WOOD CHEM TOP
0106	UPSON 2	WALL FINISH - APPLIED, STANDARD	PAINTED GYPSUM
0106	UPSON 2	FLOORING - CARPET, TILE OR ROLL, STANDARD	CARPET TILE
0106	UPSON 2	FLOORING - VINYL COMPOSITION TILE, STANDARD	COMPOSITE VINYL TILE
0106	UPSON 2	PLUMBING FIXTURE - LAVATORY, WALL HUNG	DUAL KNOB
0106	UPSON 2	PLUMBING FIXTURE - SINK, SERVICE/LAUNDRY/UTILITY	FLOOR MOUNTED

0106	UPSON 2	PLUMBING FIXTURE - URINAL	MANUAL FLUSH
0106	UPSON 2	PLUMBING FIXTURE - WATER CLOSET, TANKLESS	MANUAL FLUSH
0106	UPSON 2	PLUMBING FIXTURE - EMERGENCY EYEWASH	ORIGINAL
0106	UPSON 2	SUPPLY PIPING SYSTEM - CLASSROOM	RIGID CU
0106	UPSON 2	DRAIN PIPING SYSTEM - CLASSROOM	CAST IRON
0106	UPSON 2	SEWAGE LIFT STATION	SEP
0106	UPSON 2	VACUUM PUMP - ROTARY VANE (<=2 HP)	VP
0106	UPSON 2	UNIT HEATER, STEAM/HYDRONIC STD (TO 250 MBH)	HUH
0106	UPSON 2	UNIT HEATER, STEAM/HYDRONIC STD (TO 250 MBH)	CUH
0106	UPSON 2	AIR HANDLING UNIT - INDOOR (3.26-6 HP)	AHU-3
0106	UPSON 2	AIR HANDLING UNIT - INDOOR (7-9 HP)	AHU-2
0106	UPSON 2	AIR HANDLING UNIT - INDOOR (24-27 HP)	AHU-1
0106	UPSON 2	FAN - AXIAL, RETURN, 1.5" SP (<=3 HP) 9,200 CFM	RF-3 (AHU-3)
0106	UPSON 2	FAN - AXIAL, RETURN, 1.5" SP (5-7.5 HP) 16,500 CFM	RF-1 (AHU-1)
0106	UPSON 2	FAN - CENTRIFUGAL ROOF EXHAUST, 1/4" SP (10"-18" DIAMETER)	PV-9
0106	UPSON 2	FAN - CENTRIFUGAL ROOF EXHAUST, 1/4" SP (20"-22" DIAMETER)	PV-7
0106	UPSON 2	FAN - CENTRIFUGAL ROOF EXHAUST, 1/4" SP (25"-30" DIAMETER)	PV-3
0106	UPSON 2	FAN - CENTRIFUGAL ROOF EXHAUST, 1/4" SP (25"-30" DIAMETER)	PV-6
0106	UPSON 2	FAN - CENTRIFUGAL ROOF EXHAUST, 1/4" SP (25"-30" DIAMETER)	PV-4
0106	UPSON 2	HOOD, FUME	FH
0106	UPSON 2	HOOD, FUME	FH
0106	UPSON 2	HOOD, FUME	FH
0106	UPSON 2	HVAC DISTRIBUTION NETWORKS - CLASSROOM	ORIGINAL
0106	UPSON 2	HVAC DISTRIBUTION NETWORKS - LABORATORY, WET	ORIGINAL LABS
0106	UPSON 2	HEAT EXCHANGER - SHELL & TUBE STEAM TO WATER (20-85 GPM)	C-1
0106	UPSON 2	PRESSURE REDUCING VALVE, STEAM SYSTEM (2")	PRV
0106	UPSON 2	PRESSURE REDUCING VALVE, STEAM SYSTEM (2")	PRV
0106	UPSON 2	PUMP - ELECTRIC (<=10 HP)	HWP-1
0106	UPSON 2	PUMP - ELECTRIC (<=10 HP)	HWP-2
0106	UPSON 2	CONDENSATE RECEIVER, ELECTRIC, 1 PUMP	CRT
0106	UPSON 2	EXPANSION TANK, DIAPHRAGM (45-69 GAL)	SURGE TANK
0106	UPSON 2	HVAC CONTROLS - TERMINAL ASSEMBLIES - CLASSROOM	OLDER CONTROLS
0106	UPSON 2	HVAC CONTROLS - FIELD PANELS/OPS SOFTWARE - CLASSROOM	OLDER CONTROLS
0106	UPSON 2	MOTOR CONTROL CENTER VERTICAL SECTION, 600V (<=400A) W/STARTERS	MCC
0106	UPSON 2	MOTOR CONTROL CENTER VERTICAL SECTION, 600V (400-600A) W/STARTERS	MCC
0106	UPSON 2	ELECTRICAL DISTRIBUTION NETWORK - CLASSROOM	ORIGINAL
0106	UPSON 2	MAIN SWITCHBOARD W/BREAKERS (400-600 AMP)	EMER SWBD
0106	UPSON 2	MAIN SWITCHBOARD W/BREAKERS (1200-1600 AMP)	SWBD
0106	UPSON 2	VARIABLE FREQUENCY DRIVE (<=5 HP)	RF-1
0106	UPSON 2	VARIABLE FREQUENCY DRIVE (<=5 HP)	AHU-3 SF
0106	UPSON 2	VARIABLE FREQUENCY DRIVE (<=5 HP)	AHU-3 RF
0106	UPSON 2	VARIABLE FREQUENCY DRIVE (5-7.5 HP)	AHU-2
0106	UPSON 2	VARIABLE FREQUENCY DRIVE (40-50 HP)	AHU-1
0106	UPSON 2	COM EXTERIOR BLDG MT DECO LIGHTING (COACH, SCONCE, PEND, SOFFIT)	RECESSED CFL
0106	UPSON 2	COM EXTERIOR BLDG MT DECO LIGHTING (COACH, SCONCE, PEND, SOFFIT)	CFL
0106	UPSON 2	BACKFLOW PREVENTER (<=1 INCH)	BFP
0106	UPSON 2	BACKFLOW PREVENTER (<=1 INCH)	BFP

0106	UPSON 2	PANELBOARD, 3 PH, 208/120V (501-700 AMP), INCL. BRK.	PB
0106	UPSON 2	UNIT HEATER, ELECTRIC	EHUH
0106	UPSON 2	DRY COOLER - REFRIGERANT OR GLYCOL	DC
0106	UPSON 2	HVAC CONTROLS - FIELD PANELS/OPS SOFTWARE - CLASSROOM	HON DDC
0106	UPSON 2	EXTERIOR DOOR OR WINDOW APPLIED FINISH	
0106	UPSON 2	DOOR OPERATOR, POWER-ASSIST	ELECTRIC
0106	UPSON 2	CASEWORK - WOOD BASE AND WALL, TOP, STANDARD	WOOD LAMINATE TOP
0106	UPSON 2	FAN - UTILITY SET, 1/4" SP (<=0.5 HP)	EF
0106	UPSON 2	FAN - UTILITY SET, 1/4" SP (<=0.5 HP)	EF
0106	UPSON 2	VARIABLE FREQUENCY DRIVE (15-20 HP)	CHWP-1
0106	UPSON 2	VARIABLE FREQUENCY DRIVE (15-20 HP)	CHWP-2
0106	UPSON 2	WALL FINISH - APPLIED, STANDARD	PAINTED GYPSUM
0106	UPSON 2	FLOORING - CARPET, TILE OR ROLL, STANDARD	CARPET TILE
0106	UPSON 2	EXPANSION TANK, DIAPHRAGM (25-44 GAL)	ET
0106	UPSON 2	LIGHTING SYSTEM, INTERIOR - CLASSROOM	FLUORESCENT
0106	UPSON 2	FLOORING - CARPET, TILE OR ROLL, STANDARD	CARPET TILE
0106	UPSON 2	INTERIOR STAIR TREAD AND LANDING FINISH	ST -01 A
0106	UPSON 2	INTERIOR STAIR TREAD AND LANDING FINISH	ST - 02D
0106	UPSON 2	FAN - PROPELLER WITH LOUVER, 1/4" SP (<=0.5 HP)	WALL EF
0106	UPSON 2	HOOD, KITCHEN, COMMERCIAL WITH FIRE SUPPRESSION	HOOD
0106	UPSON 2	MAIN SWITCHBOARD W/BREAKERS (1200-1600 AMP)	SWBD
0106	UPSON 2	DOOR AND FRAME, EXTERIOR, SWINGING, ALUMINUM AND GLASS	FULL GLASS
0106	UPSON 2	PLUMBING FIXTURE - SINK, SERVICE/LAUNDRY/UTILITY	FLOOR MOUNTED
0106	UPSON 2	DRY COOLER - REFRIGERANT OR GLYCOL	DC-4
0107	FACILITIES BUILDING	EXTERIOR DOOR OR WINDOW APPLIED FINISH	
0107	FACILITIES BUILDING	WALL, EXTERIOR, PANEL JOINT RESTORATION	TILT PANELS
0107	FACILITIES BUILDING	WALL, EXTERIOR, PANEL JOINT RESTORATION	STANDING SEAM
0107	FACILITIES BUILDING	DOOR OPERATOR, OVERHEAD DOOR, COMMERCIAL, PADS	METAL PANELS
0107	FACILITIES BUILDING	ROOF - 1-PLY, UNBALLASTED	EPDM NON BALLASTED
0107	FACILITIES BUILDING	ROOF - BITUMINOUS, 2-PLY, SBS MODIFIED BITUMEN, MOP	COATED
0107	FACILITIES BUILDING	ROOF GUTTER AND LEADER - ALUMINUM OR GALVANIZED, COATED	METAL STANDING SEAM
0107	FACILITIES BUILDING	DOOR AND FRAME, INTERIOR, NON-RATED	STANDARD DOORS
0107	FACILITIES BUILDING	DOOR AND FRAME, INTERIOR, FIRE-RATED	SMOKE, FIRE
0107	FACILITIES BUILDING	CASEWORK - WOOD BASE AND WALL, TOP, STANDARD	WOOD LAMINATE
0107	FACILITIES BUILDING	CASEWORK - WOOD BASE AND WALL, TOP, STANDARD	WOOD LAMINATE
0107	FACILITIES BUILDING	FLOORING - CARPET, TILE OR ROLL, STANDARD	ROLL STYLE
0107	FACILITIES BUILDING	FLOORING - VINYL COMPOSITION TILE, STANDARD	COMPOSITE VINYL TILE
0107	FACILITIES BUILDING	FLOORING - VINYL SHEET, STANDARD	SHEET VINYL
0107	FACILITIES BUILDING	FLOORING - TILE, CERAMIC / STONE / QUARRY STANDARD	RED QUARRY TILE
0107	FACILITIES BUILDING	CEILING FINISH - SUSPENDED ACOUSTICAL TILE, STANDARD	SUSPENDED ACOUSTICAL TILE
0107	FACILITIES BUILDING	ELEVATOR MODERNIZATION - TRACTION - LOW RISE 2-8 FLOORS	FREIGHT

0107	FACILITIES BUILDING	SUPPLY PIPING SYSTEM - SHOPS / TRADES, DRY LABORATORY	RIGID CU
0107	FACILITIES BUILDING	WATER HEATER - SHELL & TUBE (<=45 GPM)	DHW
0107	FACILITIES BUILDING	DRAIN PIPING SYSTEM - SHOPS / TRADES, DRY LABORATORY	PVC
0107	FACILITIES BUILDING	GREYWATER SUMP PUMP -SUBMERSIBLE PUMP (<0.5HP)	SP
0107	FACILITIES BUILDING	GREYWATER SUMP PUMP -SUBMERSIBLE PUMP (<0.5HP)	SP
0107	FACILITIES BUILDING	AIR DRYER, REFRIGERATED (51-75 CFM)	AD
0107	FACILITIES BUILDING	UNIT HEATER, STEAM/HYDRONIC STD (TO 250 MBH)	HUH
0107	FACILITIES BUILDING	UNIT HEATER, STEAM/HYDRONIC STD (TO 250 MBH)	CUH
0107	FACILITIES BUILDING	UNIT HEATER, STEAM/HYDRONIC STD (TO 250 MBH)	HUH
0107	FACILITIES BUILDING	UNIT HEATER, STEAM/HYDRONIC STD (TO 250 MBH)	HUH
0107	FACILITIES BUILDING	UNIT HEATER, STEAM/HYDRONIC STD (TO 250 MBH)	HUH
0107	FACILITIES BUILDING	UNIT HEATER, STEAM/HYDRONIC STD (TO 250 MBH)	HUH
0107	FACILITIES BUILDING	CONDENSER - REFRIGERANT, AIR-COOLED (<=10 TON)	CU-TRANE
0107	FACILITIES BUILDING	AIR HANDLING UNIT - INDOOR (.5-1.25 HP)	AHU-5
0107	FACILITIES BUILDING	AIR HANDLING UNIT - INDOOR (.5-1.25 HP)	AHU
0107	FACILITIES BUILDING	AIR HANDLING UNIT - INDOOR (.5-1.25 HP)	AHU-8
0107	FACILITIES BUILDING	AIR HANDLING UNIT - INDOOR (1.76-2.75 HP)	AHU-4
0107	FACILITIES BUILDING	AIR HANDLING UNIT - INDOOR (3.26-6 HP)	AHU-1
0107	FACILITIES BUILDING	FAN - AXIAL, RETURN, 1.5" SP (<=3 HP) 9,200 CFM	RF-2
0107	FACILITIES BUILDING	FAN - CENTRIFUGAL ROOF EXHAUST, 1/4" SP (20"-22" DIAMETER)	EF
0107	FACILITIES BUILDING	FAN - CENTRIFUGAL ROOF EXHAUST, 1/4" SP (25"-30" DIAMETER)	EF
0107	FACILITIES BUILDING	FAN - INLINE CENTRIFUGAL AIRFOIL, SUPPLY, 2.5" SP (<=30 HP)	EF
0107	FACILITIES BUILDING	FAN - PROPELLER WITH LOUVER, 1/4" SP (<=0.5 HP)	CEILING EF
0107	FACILITIES BUILDING	HEAT EXCHANGER - SHELL & TUBE STEAM TO WATER (20-85 GPM)	CONVERTER-2
0107	FACILITIES BUILDING	HEAT EXCHANGER - SHELL & TUBE STEAM TO WATER (20-85 GPM)	CONVERTER-3
0107	FACILITIES BUILDING	HEAT EXCHANGER - SHELL & TUBE STEAM TO WATER (20-85 GPM)	CONVERTER-1
0107	FACILITIES BUILDING	HEAT EXCHANGER - SHELL & TUBE STEAM TO WATER (20-85 GPM)	CONVERTER
0107	FACILITIES BUILDING	PUMP - ELECTRIC (<=10 HP)	HWP
0107	FACILITIES BUILDING	PUMP - ELECTRIC (<=10 HP)	HWP
0107	FACILITIES BUILDING	PUMP - ELECTRIC (<=10 HP)	HWP
0107	FACILITIES BUILDING	PUMP - ELECTRIC (<=10 HP)	HWP
0107	FACILITIES BUILDING	CONDENSATE RECEIVER, ELECTRIC, 1 PUMP	CRT
0107	FACILITIES BUILDING	CONDENSATE RECEIVER, ELECTRIC, 2 PUMPS	CRT
0107	FACILITIES BUILDING	CONDENSATE RECEIVER, ELECTRIC, 2 PUMPS	CRT
0107	FACILITIES BUILDING	EXPANSION TANK, DIAPHRAGM (45-69 GAL)	SURGE TANKS
0107	FACILITIES BUILDING	PACKAGE HVAC UNIT, DX, GAS OR ELECTRIC HEAT, SINGLE-ZONE (9-35 TON)	RTU-TRANE
0107	FACILITIES BUILDING	PACKAGE HVAC UNIT, DX, GAS OR ELECTRIC HEAT, SINGLE-ZONE (9-35 TON)	RTU-TRANE
0107	FACILITIES BUILDING	PACKAGE HVAC UNIT, DX, GAS OR ELECTRIC HEAT, SINGLE-ZONE (9-35 TON)	RTU-LENNOX
0107	FACILITIES BUILDING	AIR COMPRESSOR SYSTEM - HVAC CONTROLS (<=6 TOTAL HP)	AC
0107	FACILITIES BUILDING	FIRE ALARM SYSTEM - DEVICES	
0107	FACILITIES BUILDING	FIRE ALARM PANEL, DIALER, BATTERY, & CHARGER UP TO 400 POINTS	FACP
0107	FACILITIES BUILDING	ELECTRICAL DISTRIBUTION NETWORK - SHOPS / TRADES, DRY LABORATORY	ORIGINAL
0107	FACILITIES BUILDING	MAIN SWITCHBOARD W/BREAKERS (600-800 AMP)	SWBD
0107	FACILITIES BUILDING	MAIN SWITCHBOARD W/BREAKERS (800-1200 AMP)	SWBD
0107	FACILITIES BUILDING	VARIABLE FREQUENCY DRIVE (<=5 HP)	AHU-1
0107	FACILITIES BUILDING	EXPANSION TANK, STL PT (20-26 GAL)	AS
0107	FACILITIES BUILDING	DOOR OPERATOR, OVERHEAD DOOR, COMMERCIAL, PADS	METAL PANELS
0107	FACILITIES BUILDING	DOOR OPERATOR, OVERHEAD DOOR, COMMERCIAL, PADS	METAL PANELS



0107	FACILITIES BUILDING	PLUMBING FIXTURE - EMERGENCY EYEWASH	RENOVATED
0107	FACILITIES BUILDING	FAN - AXIAL, RETURN, 1.5" SP (<=3 HP) 9,200 CFM	RAF-11
0107	FACILITIES BUILDING	CASEWORK - WOOD BASE AND WALL, TOP, STANDARD	METAL LAMINATE
0107	FACILITIES BUILDING	PLUMBING FIXTURE - SINK, SERVICE/LAUNDRY/UTILITY	CAST IRON
0107	FACILITIES BUILDING	DOOR LOCK, COMMERCIAL-GRADE, EXTERIOR	STANDARD KEYED
0107	FACILITIES BUILDING	DOOR PANIC HARDWARE, EXTERIOR	PUSH PULL
0107	FACILITIES BUILDING	CONDENSER - REFRIGERANT, AIR-COOLED (<=10 TON)	CU
0107	FACILITIES BUILDING	HVAC CONTROLS - FIELD PANELS/OPS SOFTWARE - SHOPS / TRADES	HONEYWELL DDC
0107	FACILITIES BUILDING	FLOORING - CARPET, TILE OR ROLL, STANDARD	CARPET TILE
0107	FACILITIES BUILDING	UNIT HEATER, ELECTRIC	UH-1
0107	FACILITIES BUILDING	AIR HANDLING UNIT - INDOOR (2.76-3.25 HP)	AHU-11
0107	FACILITIES BUILDING	AIR HANDLING UNIT - INDOOR (7-9 HP)	AHU
0107	FACILITIES BUILDING	PACKAGE HVAC UNIT, DX, GAS OR ELECTRIC HEAT, SINGLE-ZONE (5- 9 TON)	RTU-TRANE
0107	FACILITIES BUILDING	ROOF - PANEL, ALUMINUM OR GALVANIZED, STANDING SEAM	METAL STANDING SEAM
0107	FACILITIES BUILDING	WALL FINISH - APPLIED, STANDARD	PAINTED HARD SURFACE
0107	FACILITIES BUILDING	INTERIOR STAIR TREAD AND LANDING FINISH	ST - 0150A
0107	FACILITIES BUILDING	INTERIOR STAIR TREAD AND LANDING FINISH	ST - 0150C
0107	FACILITIES BUILDING	INTERIOR STAIR TREAD AND LANDING FINISH	ST - 0150D
0109	SAFETY AND SECURITY BUILDING	WALL, EXTERIOR, TILT-UP OR PRECAST CONCRETE PANELS - RESTORE NATURAL FINISH	TILT UP CONCRETE PANELS
0109	SAFETY AND SECURITY BUILDING	DOOR AND FRAME, EXTERIOR, SWINGING, HOLLOW METAL	PAINTED METAL
0109	SAFETY AND SECURITY BUILDING	DOOR LOCK, COMMERCIAL-GRADE, EXTERIOR	STANDARD KEYED
0109	SAFETY AND SECURITY BUILDING	CASEWORK - WOOD BASE AND WALL, TOP, STANDARD	WOOD, LAMINATE TOP
0109	SAFETY AND SECURITY BUILDING	FLOORING - VINYL COMPOSITION TILE, STANDARD	COMPOSITE VINYL
0109	SAFETY AND SECURITY BUILDING	FLOORING - TILE, CERAMIC / STONE / QUARRY STANDARD	RED QUARRY TILE
0109	SAFETY AND SECURITY BUILDING	SUPPLY PIPING SYSTEM - OFFICE	ORIGINAL
0109	SAFETY AND SECURITY BUILDING	WATER HEATER - COMMERCIAL, ELECTRIC (70-90 GAL)	EWH
0109	SAFETY AND SECURITY BUILDING	DRAIN PIPING SYSTEM - OFFICE	ORIGINAL
0109	SAFETY AND SECURITY BUILDING	AIR HANDLING UNIT - INDOOR (7-9 HP)	AHU-1
0109	SAFETY AND SECURITY BUILDING	FAN - CENTRIFUGAL ROOF EXHAUST, 1/4" SP (10"-18" DIAMETER)	EF-1
0109	SAFETY AND SECURITY BUILDING	CONDENSATE RECEIVER, ELECTRIC, 2 PUMPS	CRT
0109	SAFETY AND SECURITY BUILDING	AIR COMPRESSOR SYSTEM - HVAC CONTROLS (<=6 TOTAL HP)	CAC
0109	SAFETY AND SECURITY BUILDING	AIR DRYER, REFRIGERATED (0-10 CFM)	AD
0109	SAFETY AND SECURITY BUILDING	HVAC CONTROLS - TERMINAL ASSEMBLIES - OFFICE	HON HYBRID
0109	SAFETY AND SECURITY BUILDING	HVAC CONTROLS - FIELD PANELS/OPS SOFTWARE - OFFICE	HON HYBRID
0109	SAFETY AND SECURITY BUILDING	FIRE ALARM SYSTEM - DEVICES	FA DEVICES
0109	SAFETY AND SECURITY BUILDING	FIRE ALARM PANEL, DIALER, BATTERY, & CHARGER UP TO 200 POINTS	FACP
0109	SAFETY AND SECURITY BUILDING	TRANSFORMER - OIL-FILLED, 3PH, 5-15KV PRIMARY (225-300 KVA)	OIL FILLED PADMOUNT
0109	SAFETY AND SECURITY BUILDING	OCCUPANCY SENSING AND TIMER LIGHTING CONTROL	OCC SENSORS
0109	SAFETY AND SECURITY BUILDING	CEILING FINISH - SUSPENDED ACOUSTICAL TILE, STANDARD	SUSPENDED ACOUSTICAL TILE
0109	SAFETY AND SECURITY BUILDING	LIGHTING SYSTEM, INTERIOR - OFFICE	FLUORESCENT

0109	SAFETY AND SECURITY BUILDING	EXTERIOR DOOR OR WINDOW APPLIED FINISH	
0109	SAFETY AND SECURITY BUILDING	DOOR PANIC HARDWARE, EXTERIOR	PUSH PULL
0109	SAFETY AND SECURITY BUILDING	FLOORING - CARPET, TILE OR ROLL, STANDARD	ROLL STYLE CARPET
0109	SAFETY AND SECURITY BUILDING	GLASS, WINDOW, ALUMINUM OR WOOD, STANDARD	DUAL PANE ALUMINUM FRAME
0109	SAFETY AND SECURITY BUILDING	FLOORING - VINYL COMPOSITION TILE, STANDARD	COMPOSITE VINYL
0109	SAFETY AND SECURITY BUILDING	CONDENSER - REFRIGERANT, AIR-COOLED (10-35 TON)	CU
0109	SAFETY AND SECURITY BUILDING	HVAC DISTRIBUTION NETWORKS - OFFICE	METAL DUCTWORK
0109	SAFETY AND SECURITY BUILDING	ELECTRICAL DISTRIBUTION NETWORK - OFFICE	RENOVATED
0109	SAFETY AND SECURITY BUILDING	WALL FINISH - APPLIED, STANDARD	PAINTED GYPSUM
0110	DATA CENTER	WALL, EXTERIOR, TILT-UP OR PRECAST CONCRETE PANELS - RESTORE NATURAL FINISH	TILT UP PANELS
0110	DATA CENTER	FLOORING - FLUID APPLIED, PAINT OR CLEAR SEAL	SEALED CONCRETE
0110	DATA CENTER	HVAC CONTROLS - FIELD PANELS/OPS SOFTWARE - OFFICE	JCI DDC
0110	DATA CENTER	EXTERIOR DOOR OR WINDOW APPLIED FINISH	
0110	DATA CENTER	DOOR PANIC HARDWARE, EXTERIOR	PUSH PULL
0110	DATA CENTER	WALL FINISH - APPLIED, STANDARD	PAINTED GYPSUM
0110	DATA CENTER	FLOORING - CARPET, TILE OR ROLL, STANDARD	ROLL STYLE CARPET
0110	DATA CENTER	VARIABLE FREQUENCY DRIVE (<=5 HP)	AHU-1 RF
0110	DATA CENTER	VARIABLE FREQUENCY DRIVE (<=5 HP)	PP-1
0110	DATA CENTER	VARIABLE FREQUENCY DRIVE (<=5 HP)	PP-2
0110	DATA CENTER	VARIABLE FREQUENCY DRIVE (7.5-10 HP)	SP-1
0110	DATA CENTER	VARIABLE FREQUENCY DRIVE (7.5-10 HP)	SP-2
0110	DATA CENTER	VARIABLE FREQUENCY DRIVE (7.5-10 HP)	CP-1
0110	DATA CENTER	VARIABLE FREQUENCY DRIVE (7.5-10 HP)	CP-2
0110	DATA CENTER	VARIABLE FREQUENCY DRIVE (10-15 HP)	AHU-1 SF
0110	DATA CENTER	DOOR OPERATOR, OVERHEAD DOOR, COMMERCIAL, PADS	
0110	DATA CENTER	DOOR ACCESS CONTROL SYSTEM	CARD SWIPE ENTRY
0110	DATA CENTER	UNIT HEATER, ELECTRIC	UH
0110	DATA CENTER	UNIT HEATER, ELECTRIC	UH-2
0110	DATA CENTER	UNIT HEATER, ELECTRIC	CUH-2
0110	DATA CENTER	UNIT HEATER, ELECTRIC	UH-4
0110	DATA CENTER	UNIT HEATER, ELECTRIC	CUH-1
0110	DATA CENTER	COMPUTER ROOM AC UNIT - CHILLED WATER (6-10 TON)	CRAC-1
0110	DATA CENTER	COMPUTER ROOM AC UNIT - CHILLED WATER (6-10 TON)	CRAC-2
0110	DATA CENTER	COMPUTER ROOM AC UNIT - CHILLED WATER (6-10 TON)	CRAC-10
0110	DATA CENTER	COMPUTER ROOM AC UNIT - CHILLED WATER (6-10 TON)	CRAC-9
0110	DATA CENTER	COMPUTER ROOM AC UNIT - CHILLED WATER (6-10 TON)	CRAC-7
0110	DATA CENTER	COMPUTER ROOM AC UNIT - CHILLED WATER (6-10 TON)	CRAC-8
0110	DATA CENTER	COMPUTER ROOM AC UNIT - CHILLED WATER (6-10 TON)	CRAC
0110	DATA CENTER	COMPUTER ROOM AC UNIT - CHILLED WATER (6-10 TON)	CRAC-3
0110	DATA CENTER	COMPUTER ROOM AC UNIT - CHILLED WATER (6-10 TON)	CRAC-4
0110	DATA CENTER	ROOF - 1-PLY, UNBALLASTED	EPDM UNBALLASTED
0110	DATA CENTER	ROOF GUTTER AND LEADER - ALUMINUM OR GALVANIZED, COATED	

0117	COLLEGE OF NURSING	WALL, EXTERIOR, TILT-UP OR PRECAST CONCRETE PANELS - RESTORE NATURAL FINISH	PRE-CAST FACADES
0117	COLLEGE OF NURSING	GLASS, WINDOW, ALUMINUM OR WOOD, STANDARD	SIDE HINGE, DOUBLE PANE
0117	COLLEGE OF NURSING	DOOR AND FRAME, EXTERIOR, SWINGING, WOOD STANDARD	WOOD PANEL, GLASS
0117	COLLEGE OF NURSING	DOOR LOCK, COMMERCIAL-GRADE, EXTERIOR	KEYED KNOB
0117	COLLEGE OF NURSING	DOOR PANIC HARDWARE, EXTERIOR	PUSH PULL
0117	COLLEGE OF NURSING	ROOF - SHINGLE ASPHALT COMPOSITE, STANDARD	SLOPED SHINGLED NROOF
0117	COLLEGE OF NURSING	DOOR AND FRAME, INTERIOR, NON-RATED	STANDARD DOORS
0117	COLLEGE OF NURSING	DOOR AND FRAME, INTERIOR, FIRE-RATED	SMOKE, FIRE
0117	COLLEGE OF NURSING	DOOR PANIC HARDWARE	PUSH BAR
0117	COLLEGE OF NURSING	CASEWORK - WOOD BASE AND WALL, TOP, STANDARD	WOOD, LAMINATE TOP
0117	COLLEGE OF NURSING	CASEWORK - WOOD BASE AND WALL, TOP, STANDARD	WOOD, LAMINATE TOP
0117	COLLEGE OF NURSING	CASEWORK - LABORATORY, INCLUDES REAGENT SHELF AND TOP	METAL, STAINLESS TOP
0117	COLLEGE OF NURSING	WALL FINISH - WALL COVERING, ROLL	VINYL WALL COVERING
0117	COLLEGE OF NURSING	FLOORING - CARPET, TILE OR ROLL, STANDARD	ROLL STYLE
0117	COLLEGE OF NURSING	FLOORING - VINYL COMPOSITION TILE, STANDARD	COMPOSITE VINYL
0117	COLLEGE OF NURSING	INTERIOR STAIR TREAD AND LANDING FINISH	ROOF ACCESS, STEEL
0117	COLLEGE OF NURSING	CEILING FINISH - ATTACHED ACOUSTICAL TILE	12 X 12 TILES
0117	COLLEGE OF NURSING	ELEVATOR MODERNIZATION - HYDRAULIC 2-5 FLOORS	EL-1
0117	COLLEGE OF NURSING	PLUMBING FIXTURE - SINK, SERVICE/LAUNDRY/UTILITY	FLOOR MOUNT
0117	COLLEGE OF NURSING	BACKFLOW PREVENTER (<=1 INCH)	BFP
0117	COLLEGE OF NURSING	BACKFLOW PREVENTER (1-2 INCHES)	BFP
0117	COLLEGE OF NURSING	SUPPLY PIPING SYSTEM - CLASSROOM	RIGID CU
0117	COLLEGE OF NURSING	DRAIN PIPING SYSTEM - CLASSROOM	CAST IRON
0117	COLLEGE OF NURSING	UNIT HEATER, STEAM/HYDRONIC STD (TO 250 MBH)	CUH
0117	COLLEGE OF NURSING	UNIT HEATER, STEAM/HYDRONIC STD (TO 250 MBH)	HUH
0117	COLLEGE OF NURSING	UNIT HEATER, STEAM/HYDRONIC STD (TO 250 MBH)	HUH
0117	COLLEGE OF NURSING	AIR HANDLING UNIT - INDOOR (10-12 HP)	AHU-3
0117	COLLEGE OF NURSING	AIR HANDLING UNIT - INDOOR (13-17 HP)	AHU-1
0117	COLLEGE OF NURSING	AIR HANDLING UNIT - INDOOR (18-23 HP)	AHU-2
0117	COLLEGE OF NURSING	FAN - AXIAL, RETURN, 1.5" SP (3-5 HP) 13,200 CFM	RF-3
0117	COLLEGE OF NURSING	FAN - INLINE CENTRIFUGAL AIRFOIL, SUPPLY, 2.5" SP (<=30 HP)	EF
0117	COLLEGE OF NURSING	FAN - PROPELLER WITH LOUVER, 1/4" SP (<=0.5 HP)	EF
0117	COLLEGE OF NURSING	HVAC DISTRIBUTION NETWORKS - CLASSROOM	METAL DUCTWORK
0117	COLLEGE OF NURSING	HEAT EXCHANGER - SHELL & TUBE STEAM TO WATER (>85 GPM)	HX-1
0117	COLLEGE OF NURSING	PUMP - ELECTRIC (<=10 HP)	S-3
0117	COLLEGE OF NURSING	PUMP - ELECTRIC (<=10 HP)	S-1
0117	COLLEGE OF NURSING	PUMP - ELECTRIC (<=10 HP)	S-4
0117	COLLEGE OF NURSING	PUMP - ELECTRIC (<=10 HP)	S-2
0117	COLLEGE OF NURSING	PUMP - ELECTRIC (<=10 HP)	S-5
0117	COLLEGE OF NURSING	PUMP - ELECTRIC (<=10 HP)	S-6
0117	COLLEGE OF NURSING	PUMP - ELECTRIC (<=10 HP)	S-7
0117	COLLEGE OF NURSING	PUMP - ELECTRIC (<=10 HP)	S-8

0117	COLLEGE OF NURSING	PUMP - ELECTRIC (<=10 HP)	S-9
0117	COLLEGE OF NURSING	PUMP - ELECTRIC (<=10 HP)	HWP-1
0117	COLLEGE OF NURSING	PUMP - ELECTRIC (<=10 HP)	HWP-2
0117	COLLEGE OF NURSING	CONDENSATE RECEIVER, ELECTRIC, 2 PUMPS	CRT
0117	COLLEGE OF NURSING	EXPANSION TANK, DIAPHRAGM (<25 GAL)	SURGE TANK
0117	COLLEGE OF NURSING	EXPANSION TANK, DIAPHRAGM (25-44 GAL)	ET
0117	COLLEGE OF NURSING	AIR COMPRESSOR SYSTEM - HVAC CONTROLS (<=6 TOTAL HP)	CAC
0117	COLLEGE OF NURSING	AIR COMPRESSOR SYSTEM - HVAC CONTROLS (<=6 TOTAL HP)	CAC
0117	COLLEGE OF NURSING	AIR COMPRESSOR SYSTEM - HVAC CONTROLS (<=6 TOTAL HP)	CAC
0117	COLLEGE OF NURSING	AIR DRYER, REFRIGERATED (0-10 CFM)	AD
0117	COLLEGE OF NURSING	AIR DRYER, REFRIGERATED (0-10 CFM)	AD
0117	COLLEGE OF NURSING	MOTOR CONTROL CENTER VERTICAL SECTION, 600V (<=400A) W/STARTERS	MCC-1
0117	COLLEGE OF NURSING	MOTOR CONTROL CENTER VERTICAL SECTION, 600V (<=400A) W/STARTERS	MCC-2
0117	COLLEGE OF NURSING	ELECTRICAL DISTRIBUTION NETWORK - CLASSROOM	ORIGINAL
0117	COLLEGE OF NURSING	VARIABLE FREQUENCY DRIVE (<=5 HP)	HWP
0117	COLLEGE OF NURSING	COM EXTERIOR BLDG MT DECO LIGHTING (COACH, SCONCE, PEND, SOFFIT)	ORIGINAL LIGHTING
0117	COLLEGE OF NURSING	GENERATOR - NATURAL GAS OR GASOLINE (20-100 KW)	G-1
0117	COLLEGE OF NURSING	FLOORING - CARPET, TILE OR ROLL, STANDARD	ROLL STYLE
0117	COLLEGE OF NURSING	DOOR OPERATOR, POWER-ASSIST	ELECTRIC
0117	COLLEGE OF NURSING	CASEWORK - WOOD BASE AND WALL, TOP, STANDARD	WOOD, LAMINATE TOP
0117	COLLEGE OF NURSING	UNIT HEATER, STEAM/HYDRONIC STD (TO 250 MBH)	HUH
0117	COLLEGE OF NURSING	WALL FINISH - APPLIED, STANDARD	PAINTED GYPSUM
0117	COLLEGE OF NURSING	FLOORING - CARPET, TILE OR ROLL, STANDARD	CARPET TILE
0117	COLLEGE OF NURSING	FLOORING - TERRAZZO RESURFACE	RESIN TYPE
0117	COLLEGE OF NURSING	PANELBOARD, 3 PH, 208/120V (1101-1300 AMP), INCL. BRK.	DP
0117	COLLEGE OF NURSING	WALL FINISH - APPLIED, STANDARD	PAINTED GYPSUM
0117	COLLEGE OF NURSING	WALL FINISH - TILE, CERAMIC / STONE, STANDARD	CERAMIC TILE
0117	COLLEGE OF NURSING	CEILING FINISH - SUSPENDED ACOUSTICAL TILE, STANDARD	SUSPENDED ACOUSTICAL TILE
0117	COLLEGE OF NURSING	EXTERIOR DOOR OR WINDOW APPLIED FINISH	EXTRIOR DOORS
0117	COLLEGE OF NURSING	EXTERIOR TRIM APPLIED FINISH	WINDOW, SOFFITS
0117	COLLEGE OF NURSING	HVAC CONTROLS - FIELD PANELS/OPS SOFTWARE - CLASSROOM	HYBRID DDC
0117	COLLEGE OF NURSING	WALL FINISH - APPLIED, STANDARD	PAINTED GYPSUM
0117	COLLEGE OF NURSING	FLOORING - CARPET, TILE OR ROLL, STANDARD	CARPET TILE
0117	COLLEGE OF NURSING	GREYWATER SUMP PUMP -SUBMERSIBLE PUMP (<0.5HP)	SP
0117	COLLEGE OF NURSING	GREYWATER SUMP PUMP -SUBMERSIBLE PUMP (<0.5HP)	SP
0117	COLLEGE OF NURSING	VARIABLE FREQUENCY DRIVE (<=5 HP)	AHU-3 RF
0117	COLLEGE OF NURSING	VARIABLE FREQUENCY DRIVE (<=5 HP)	EF-1
0117	COLLEGE OF NURSING	VARIABLE FREQUENCY DRIVE (<=5 HP)	EF-2
0117	COLLEGE OF NURSING	VARIABLE FREQUENCY DRIVE (<=5 HP)	EF-3
0117	COLLEGE OF NURSING	VARIABLE FREQUENCY DRIVE (<=5 HP)	EF-4
0117	COLLEGE OF NURSING	VARIABLE FREQUENCY DRIVE (7.5-10 HP)	AHU-3 SF
0117	COLLEGE OF NURSING	VARIABLE FREQUENCY DRIVE (10-15 HP)	AHU-1
0117	COLLEGE OF NURSING	VARIABLE FREQUENCY DRIVE (15-20 HP)	AHU-2
0117	COLLEGE OF NURSING	INTERIOR STAIR TREAD AND LANDING FINISH	ST-150A, VINYL TREADES

0117	COLLEGE OF NURSING	INTERIOR STAIR TREAD AND LANDING FINISH	ST-150D, VINYL TREADES
0117	COLLEGE OF NURSING	DUCTLESS DX SPLIT SYSTEM (1-2 TON)	MINI SPLIT
0117	COLLEGE OF NURSING	PUMP - ELECTRIC (<=10 HP)	RECIRC
0119	NO. PLAINS CTR FOR BEHAVIORAL RESEARCH	WALL FINISH - APPLIED, STANDARD	
0119	NO. PLAINS CTR FOR BEHAVIORAL RESEARCH	FLOORING - CARPET, TILE OR ROLL, STANDARD	
0119	NO. PLAINS CTR FOR BEHAVIORAL RESEARCH	ELEVATOR CAB RENOVATION - PASSENGER	
0119	NO. PLAINS CTR FOR BEHAVIORAL RESEARCH	BACKFLOW PREVENTER (2-3 INCHES)	DW1
0119	NO. PLAINS CTR FOR BEHAVIORAL RESEARCH	BACKFLOW PREVENTER (2-3 INCHES)	DW2
0119	NO. PLAINS CTR FOR BEHAVIORAL RESEARCH	VARIABLE FREQUENCY DRIVE (5-7.5 HP)	
0119	NO. PLAINS CTR FOR BEHAVIORAL RESEARCH	STEAM TRAP - 1 1/4 "	1 1/4 ", 1-148-1
0119	NO. PLAINS CTR FOR BEHAVIORAL RESEARCH	STEAM TRAP - 2 "	2 ", 1-148-2
0119	NO. PLAINS CTR FOR BEHAVIORAL RESEARCH	FLOORING - VINYL SHEET, STANDARD	
0119	NO. PLAINS CTR FOR BEHAVIORAL RESEARCH	FIRE ALARM PANEL, DIALER, BATTERY, & CHARGER	ROOM 148
0119	NO. PLAINS CTR FOR BEHAVIORAL RESEARCH	LIGHTING - EXTERIOR, WALL LANTERN or FLOOD (INC, CFL, LED)	
0119	NO. PLAINS CTR FOR BEHAVIORAL RESEARCH	HEAT EXCHANGER - SHELL & TUBE STEAM TO WATER (>85 GPM)	HX1
0119	NO. PLAINS CTR FOR BEHAVIORAL RESEARCH	HVAC CONTROLS SYSTEM - LABORATORY, WET	
0119	NO. PLAINS CTR FOR BEHAVIORAL RESEARCH	FIRE ALARM SYSTEM - DEVICES	
0119	NO. PLAINS CTR FOR BEHAVIORAL RESEARCH	DOOR OPERATOR, POWER-ASSIST	ADA ENTRANCE
0119	NO. PLAINS CTR FOR BEHAVIORAL RESEARCH	DOOR LOCK, COMMERCIAL-GRADE	
0119	NO. PLAINS CTR FOR BEHAVIORAL RESEARCH	DOOR PANIC HARDWARE	STAIRWELL
0119	NO. PLAINS CTR FOR BEHAVIORAL RESEARCH	DOOR PANIC HARDWARE	ENTRANCES
0119	NO. PLAINS CTR FOR BEHAVIORAL RESEARCH	DOOR PANIC HARDWARE	EXITS
0119	NO. PLAINS CTR FOR BEHAVIORAL RESEARCH	DOOR PANIC HARDWARE	ADA ENTRANCE
0119	NO. PLAINS CTR FOR BEHAVIORAL RESEARCH	CASEWORK - WOOD BASE AND WALL, TOP, STANDARD	BREAK ROOMS
0119	NO. PLAINS CTR FOR BEHAVIORAL RESEARCH	CASEWORK - WOOD BASE AND WALL, TOP, STANDARD	WORK ROOM 160A
0119	NO. PLAINS CTR FOR BEHAVIORAL RESEARCH	CASEWORK - WOOD BASE AND WALL, TOP, STANDARD	EXAM ROOMS
0119	NO. PLAINS CTR FOR BEHAVIORAL RESEARCH	CASEWORK - WOOD BASE AND WALL, TOP, STANDARD	KITCHEN 120A
0119	NO. PLAINS CTR FOR BEHAVIORAL RESEARCH	FLOORING - VINYL COMPOSITION TILE, STANDARD	
0119	NO. PLAINS CTR FOR BEHAVIORAL RESEARCH	WATER HEATER - COMMERCIAL, ELECTRIC (70-90 GAL)	BRADFORD WHITE
0119	NO. PLAINS CTR FOR BEHAVIORAL RESEARCH	GREYWATER SUMP PUMP -SUBMERSIBLE PUMP (<0.5HP)	ROOM 148
0119	NO. PLAINS CTR FOR BEHAVIORAL RESEARCH	FAN - CENTRIFUGAL ROOF EXHAUST, 1/4" SP (10"-18" DIAMETER)	2
0119	NO. PLAINS CTR FOR BEHAVIORAL RESEARCH	FAN - CENTRIFUGAL ROOF EXHAUST, 1/4" SP (10"-18" DIAMETER)	3
0119	NO. PLAINS CTR FOR BEHAVIORAL RESEARCH	FAN - CENTRIFUGAL ROOF EXHAUST, 1/4" SP (20"-22" DIAMETER)	1
0119	NO. PLAINS CTR FOR BEHAVIORAL RESEARCH	FAN - INLINE CENTRIFUGAL AIRFOIL, SUPPLY, 2.5" SP (<=30 HP)	ROOM 148

0119	NO. PLAINS CTR FOR BEHAVIORAL RESEARCH	CONDENSATE RECEIVER, ELECTRIC, 1 PUMP	
0119	NO. PLAINS CTR FOR BEHAVIORAL RESEARCH	EXIT SIGN - WITH BATTERY BACK-UP	
0119	NO. PLAINS CTR FOR BEHAVIORAL RESEARCH	EMERGENCY LIGHT - UNITARY WITH BATTERY BACK-UP	
0119	NO. PLAINS CTR FOR BEHAVIORAL RESEARCH	MAIN SWITCHBOARD W/BREAKERS (800-1200 AMP)	MDS
0119	NO. PLAINS CTR FOR BEHAVIORAL RESEARCH	LIGHTING SYSTEM, INTERIOR - LABORATORY, WET	
0119	NO. PLAINS CTR FOR BEHAVIORAL RESEARCH	ROOF - 1-PLY, UNBALLASTED	05
0119	NO. PLAINS CTR FOR BEHAVIORAL RESEARCH	ROOF - 1-PLY, UNBALLASTED	04
0119	NO. PLAINS CTR FOR BEHAVIORAL RESEARCH	ROOF - 1-PLY, BALLASTED	02
0119	NO. PLAINS CTR FOR BEHAVIORAL RESEARCH	ROOF - 1-PLY, BALLASTED	01
0120	AVIATION AIRCRAFT HANGAR 120	ROOF - 1-PLY, BALLASTED	01
0120	AVIATION AIRCRAFT HANGAR 120	HVAC CONTROLS SYSTEM - CLASSROOM	
0120	AVIATION AIRCRAFT HANGAR 120	EXIT SIGN - WITH BATTERY BACK-UP	
0120	AVIATION AIRCRAFT HANGAR 120	EMERGENCY LIGHT - UNITARY WITH BATTERY BACK-UP	
0120	AVIATION AIRCRAFT HANGAR 120	MAIN SWITCHBOARD W/BREAKERS (400-600 AMP)	
0120	AVIATION AIRCRAFT HANGAR 120	LIGHTING - EXTERIOR, WALL LANTERN or FLOOD (INC, CFL, LED)	
0120	AVIATION AIRCRAFT HANGAR 120	DOOR, EXTERIOR, SLIDING, POWERED, STEEL HANGAR, LOCK	
0120	AVIATION AIRCRAFT HANGAR 120	PLUMBING FIXTURE - LAVATORY, WALL HUNG	
0120	AVIATION AIRCRAFT HANGAR 120	PLUMBING FIXTURE - WATER CLOSET, TANKLESS	
0120	AVIATION AIRCRAFT HANGAR 120	SUPPLY PIPING SYSTEM - CLASSROOM	
0120	AVIATION AIRCRAFT HANGAR 120	WALL FINISH - APPLIED, STANDARD	
0120	AVIATION AIRCRAFT HANGAR 120	FLOORING - CARPET, TILE OR ROLL, STANDARD	
0120	AVIATION AIRCRAFT HANGAR 120	WALL, EXTERIOR, EIFS	
0120	AVIATION AIRCRAFT HANGAR 120	GLASS, WINDOW, ALUMINUM OR WOOD, STANDARD	
0120	AVIATION AIRCRAFT HANGAR 120	DOOR AND FRAME, EXTERIOR, SWINGING, HOLLOW METAL	HANGER DOOR
0120	AVIATION AIRCRAFT HANGAR 120	DOOR AND FRAME, EXTERIOR, SWINGING, HOLLOW METAL	FRONT DOOR
0120	AVIATION AIRCRAFT HANGAR 120	DOOR AND FRAME, INTERIOR, NON-RATED	
0120	AVIATION AIRCRAFT HANGAR 120	DOOR AND FRAME, INTERIOR, FIRE-RATED	CONNECTOR
0120	AVIATION AIRCRAFT HANGAR 120	FLOORING - FLUID APPLIED, EPOXY / ACRYLIC / POLYURETHANE	
0120	AVIATION AIRCRAFT HANGAR 120	DRAIN PIPING SYSTEM - CLASSROOM	
0120	AVIATION AIRCRAFT HANGAR 120	HVAC DISTRIBUTION NETWORKS - CLASSROOM	
0120	AVIATION AIRCRAFT HANGAR 120	ELECTRICAL DISTRIBUTION NETWORK - CLASSROOM	
0121	THOMAS J. RYAN HALL	EXTERIOR DOOR OR WINDOW APPLIED FINISH	
0121	THOMAS J. RYAN HALL	DOOR, EXTERIOR, OVERHEAD ROLLING METAL, LOCK	METAL COIL
0121	THOMAS J. RYAN HALL	DOOR OPERATOR, OVERHEAD DOOR, COMMERCIAL, PADS	
0121	THOMAS J. RYAN HALL	CASEWORK - WOOD BASE AND WALL, TOP, STANDARD	WOOD WITH LAMINATE TOP
0121	THOMAS J. RYAN HALL	FLOORING - CARPET, TILE OR ROLL, STANDARD	ROLL STYLE
0121	THOMAS J. RYAN HALL	FLOORING - VINYL COMPOSITION TILE, STANDARD	COMPOSITE TILE
0121	THOMAS J. RYAN HALL	FLOORING - TILE, CERAMIC / STONE / QUARRY STANDARD	CERAMIC TILE
0121	THOMAS J. RYAN HALL	BACKFLOW PREVENTER (3-4 INCHES)	BFP-FIRE
0121	THOMAS J. RYAN HALL	UNIT HEATER, STEAM/HYDRONIC STD (TO 250 MBH)	CUH
0121	THOMAS J. RYAN HALL	UNIT HEATER, STEAM/HYDRONIC STD (TO 250 MBH)	HUH
0121	THOMAS J. RYAN HALL	CHILLER - WATER-COOLED CENTRIFUGAL OR SCREW (150-350 TONS)	CH-1
0121	THOMAS J. RYAN HALL	CHILLER - WATER-COOLED CENTRIFUGAL OR SCREW (150-350 TONS)	CH-2

0121	THOMAS J. RYAN HALL	COOLING TOWER (301-550 TONS)	CT
0121	THOMAS J. RYAN HALL	AIR HANDLING UNIT - INDOOR (24-27 HP)	AHU-3
0121	THOMAS J. RYAN HALL	AIR HANDLING UNIT - INDOOR (36-45 HP)	AHU-1
0121	THOMAS J. RYAN HALL	AIR HANDLING UNIT - INDOOR (36-45 HP)	AHU-2
0121	THOMAS J. RYAN HALL	FAN - AXIAL, RETURN, 1.5" SP (7.5-10 HP) 19,500 CFM	RF-1 (AHU-1)
0121	THOMAS J. RYAN HALL	FAN - AXIAL, RETURN, 1.5" SP (7.5-10 HP) 19,500 CFM	RF-2 (AHU-2)
0121	THOMAS J. RYAN HALL	FAN - CENTRIFUGAL ROOF EXHAUST, 1/4" SP (20"-22" DIAMETER)	EF
0121	THOMAS J. RYAN HALL	FAN - CENTRIFUGAL ROOF EXHAUST, 1/4" SP (20"-22" DIAMETER)	EF
0121	THOMAS J. RYAN HALL	FAN - CENTRIFUGAL ROOF EXHAUST, 1/4" SP (20"-22" DIAMETER)	EF
0121	THOMAS J. RYAN HALL	FAN - CENTRIFUGAL ROOF EXHAUST, 1/4" SP (20"-22" DIAMETER)	EF
0121	THOMAS J. RYAN HALL	FAN - CENTRIFUGAL ROOF EXHAUST, 1/4" SP (20"-22" DIAMETER)	EF
0121	THOMAS J. RYAN HALL	HEAT EXCHANGER - SHELL & TUBE STEAM TO WATER (>85 GPM)	HX
0121	THOMAS J. RYAN HALL	CONDENSATE RECEIVER, ELECTRIC, 2 PUMPS	CRT
0121	THOMAS J. RYAN HALL	EXPANSION TANK, STL PT (<20 GAL)	AS
0121	THOMAS J. RYAN HALL	EXPANSION TANK, DIAPHRAGM (25-44 GAL)	ET
0121	THOMAS J. RYAN HALL	AIR COMPRESSOR SYSTEM - HVAC CONTROLS (<=6 TOTAL HP)	AC
0121	THOMAS J. RYAN HALL	AIR COMPRESSOR SYSTEM - HVAC CONTROLS (7-10 TOTAL HP)	AC
0121	THOMAS J. RYAN HALL	AIR DRYER, REFRIGERATED (0-10 CFM)	AD
0121	THOMAS J. RYAN HALL	MOTOR CONTROL CENTER VERTICAL SECTION, 600V (<=400A) W/STARTERS	MCC-3
0121	THOMAS J. RYAN HALL	MOTOR CONTROL CENTER VERTICAL SECTION, 600V (<=400A) W/STARTERS	MCC-1
0121	THOMAS J. RYAN HALL	MOTOR CONTROL CENTER VERTICAL SECTION, 600V (<=400A) W/STARTERS	MCC-2
0121	THOMAS J. RYAN HALL	MOTOR CONTROL CENTER VERTICAL SECTION, 600V (<=400A) W/STARTERS	MCC-4A
0121	THOMAS J. RYAN HALL	MOTOR CONTROL CENTER VERTICAL SECTION, 600V (400-600A) W/STARTERS	MCC-4A
0121	THOMAS J. RYAN HALL	MOTOR CONTROL CENTER VERTICAL SECTION, 600V (400-600A) W/STARTERS	MCC-2
0121	THOMAS J. RYAN HALL	MOTOR CONTROL CENTER VERTICAL SECTION, 600V (400-600A) W/STARTERS	MCC-4
0121	THOMAS J. RYAN HALL	MOTOR CONTROL CENTER VERTICAL SECTION, 600V (400-600A) W/STARTERS	MCC-1
0121	THOMAS J. RYAN HALL	MOTOR CONTROL CENTER VERTICAL SECTION, 600V (400-600A) W/STARTERS	MCC-3
0121	THOMAS J. RYAN HALL	MAIN SWITCHBOARD W/BREAKERS (800-1200 AMP)	SWBD-SB1A
0121	THOMAS J. RYAN HALL	MAIN SWITCHBOARD W/BREAKERS (800-1200 AMP)	SWBD-SB1B
0121	THOMAS J. RYAN HALL	MAIN SWITCHBOARD W/BREAKERS (800-1200 AMP)	SWBD-SB1C
0121	THOMAS J. RYAN HALL	MAIN SWITCHBOARD W/BREAKERS (>2500 AMP)	SWBD-MAIN
0121	THOMAS J. RYAN HALL	TRANSFORMER - DRY-TYPE, 3PH, 480V SECONDARY (150-225 KVA)	TA-109A
0121	THOMAS J. RYAN HALL	COM EXTERIOR BLDG MT DECO LIGHTING (COACH, SCONCE, PEND, SOFFIT)	CFL
0121	THOMAS J. RYAN HALL	GENERATOR - NATURAL GAS OR GASOLINE (20-100 KW)	GEN
0121	THOMAS J. RYAN HALL	SWITCH - AUTO TRANSFER, 480 V (100-400 AMP)	ATS
0121	THOMAS J. RYAN HALL	DOOR LOCK, COMMERCIAL-GRADE, EXTERIOR	STANDARD KEYED
0121	THOMAS J. RYAN HALL	DOOR PANIC HARDWARE, EXTERIOR	PUSH PULL
0121	THOMAS J. RYAN HALL	FLOORING - CARPET, TILE OR ROLL, STANDARD	ROLL STYLE
0121	THOMAS J. RYAN HALL	ELEVATOR MODERNIZATION - HYDRAULIC 2-5 FLOORS	EL-1
0121	THOMAS J. RYAN HALL	SUPPLY PIPING SYSTEM - CLASSROOM	ORIGINAL
0121	THOMAS J. RYAN HALL	PUMP - ELECTRIC (<=10 HP)	P-10
0121	THOMAS J. RYAN HALL	PUMP - ELECTRIC (<=10 HP)	P-11
0121	THOMAS J. RYAN HALL	PUMP - ELECTRIC (<=10 HP)	P-2
0121	THOMAS J. RYAN HALL	PUMP - ELECTRIC (<=10 HP)	P-3
0121	THOMAS J. RYAN HALL	PUMP - ELECTRIC (<=10 HP)	P-5
0121	THOMAS J. RYAN HALL	PUMP - ELECTRIC (<=10 HP)	P-6
0121	THOMAS J. RYAN HALL	PUMP - ELECTRIC (<=10 HP)	P-7

0121	THOMAS J. RYAN HALL	PUMP - ELECTRIC (10 - 15 HP)	CHWP-1
0121	THOMAS J. RYAN HALL	PUMP - ELECTRIC (10 - 15 HP)	CHWP-2
0121	THOMAS J. RYAN HALL	BACKFLOW PREVENTER (1-2 INCHES)	BFP
0121	THOMAS J. RYAN HALL	EVAPORATOR UNIT, NO HEAT (2-3 TON)	LIEBERT
0121	THOMAS J. RYAN HALL	HVAC CONTROLS - FIELD PANELS/OPS SOFTWARE - CLASSROOM	DDC
0121	THOMAS J. RYAN HALL	VARIABLE FREQUENCY DRIVE (<=5 HP)	INA MAY-1
0121	THOMAS J. RYAN HALL	VARIABLE FREQUENCY DRIVE (<=5 HP)	INA MAY-2
0121	THOMAS J. RYAN HALL	VARIABLE FREQUENCY DRIVE (7.5-10 HP)	AHU-1 RF
0121	THOMAS J. RYAN HALL	VARIABLE FREQUENCY DRIVE (7.5-10 HP)	RF-2
0121	THOMAS J. RYAN HALL	GLASS, WINDOW, ALUMINUM OR WOOD, STANDARD	ALUMINUM AND GLASS
0121	THOMAS J. RYAN HALL	ROOF - 1-PLY, BALLASTED	EPDM WITH RIVER GRAVEL
0121	THOMAS J. RYAN HALL	DOOR AND FRAME, INTERIOR, NON-RATED	STANDARD DOORS
0121	THOMAS J. RYAN HALL	DOOR AND FRAME, INTERIOR, FIRE-RATED	SMOKE, FIRE
0121	THOMAS J. RYAN HALL	DOOR AND FRAME, INTERIOR, FIRE-RATED	SMOKE, FIRE
0121	THOMAS J. RYAN HALL	CEILING FINISH - SUSPENDED ACOUSTICAL TILE, STANDARD	SUSPENDED ACOUSTICAL TILE
0121	THOMAS J. RYAN HALL	DRAIN PIPING SYSTEM - CLASSROOM	ORIGINAL
0121	THOMAS J. RYAN HALL	HVAC DISTRIBUTION NETWORKS - CLASSROOM	DDC
0121	THOMAS J. RYAN HALL	ELECTRICAL DISTRIBUTION NETWORK - CLASSROOM	ORIGINAL
0121	THOMAS J. RYAN HALL	VARIABLE FREQUENCY DRIVE (30-40 HP)	AHU-1 SF
0121	THOMAS J. RYAN HALL	VARIABLE FREQUENCY DRIVE (30-40 HP)	SF-2
0121	THOMAS J. RYAN HALL	WALL, EXTERIOR, TILT-UP OR PRECAST CONCRETE PANELS - RESTORE NATURAL FINISH	CONCRETE FACADES
0121	THOMAS J. RYAN HALL	DOOR OPERATOR, POWER-ASSIST	ELECTRIC
0121	THOMAS J. RYAN HALL	DOOR LOCK, COMMERCIAL-GRADE	LEVER STYLE
0121	THOMAS J. RYAN HALL	DOOR LOCK, COMMERCIAL-GRADE	LEVER STYLE
0121	THOMAS J. RYAN HALL	DOOR PANIC HARDWARE	PUSH PULL
0121	THOMAS J. RYAN HALL	WALL FINISH - APPLIED, STANDARD	PAINTED GYPSUM
0121	THOMAS J. RYAN HALL	FLOORING - CARPET, TILE OR ROLL, STANDARD	CARPET TILES
0121	THOMAS J. RYAN HALL	ROOF SKYLIGHT - GLASS WITH ALUMINUM FRAME	ALUMINUM AND GLASS
0121	THOMAS J. RYAN HALL	VARIABLE FREQUENCY DRIVE (5-7.5 HP)	P-5
0121	THOMAS J. RYAN HALL	VARIABLE FREQUENCY DRIVE (5-7.5 HP)	P-6
0121	THOMAS J. RYAN HALL	VARIABLE FREQUENCY DRIVE (5-7.5 HP)	P-7
0121	THOMAS J. RYAN HALL	VARIABLE FREQUENCY DRIVE (5-7.5 HP)	P-10
0121	THOMAS J. RYAN HALL	VARIABLE FREQUENCY DRIVE (5-7.5 HP)	P-11
0121	THOMAS J. RYAN HALL	VARIABLE FREQUENCY DRIVE (5-7.5 HP)	P-2
0121	THOMAS J. RYAN HALL	VARIABLE FREQUENCY DRIVE (5-7.5 HP)	P-3
0121	THOMAS J. RYAN HALL	VARIABLE FREQUENCY DRIVE (7.5-10 HP)	AHU-4
0122	SKALICKY TECH INCUBATOR	ROOF - 1-PLY, BALLASTED	EPDM BALLASTED
0122	SKALICKY TECH INCUBATOR	DOOR LOCK, COMMERCIAL-GRADE	LEVER STYLE HARDWARE
0122	SKALICKY TECH INCUBATOR	DOOR PANIC HARDWARE	PUSH PULL
0122	SKALICKY TECH INCUBATOR	CASEWORK - WOOD BASE AND WALL, TOP, STANDARD	WOOD, LAMINATE TOP
0122	SKALICKY TECH INCUBATOR	FLOORING - VINYL COMPOSITION TILE, STANDARD	COMPOSITE VINYL
0122	SKALICKY TECH INCUBATOR	ELEVATOR MODERNIZATION - HYDRAULIC 2-5 FLOORS	EL-1
0122	SKALICKY TECH INCUBATOR	GREYWATER SUMP PUMP -SUBMERSIBLE PUMP (<0.5HP)	SP



0122	SKALICKY TECH INCUBATOR	UNIT HEATER, STEAM/HYDRONIC STD (TO 250 MBH)	CUH
0122	SKALICKY TECH INCUBATOR	UNIT HEATER, STEAM/HYDRONIC STD (TO 250 MBH)	HUH
0122	SKALICKY TECH INCUBATOR	AIR HANDLING UNIT - INDOOR (3.26-6 HP)	AHU-3
0122	SKALICKY TECH INCUBATOR	AIR HANDLING UNIT - INDOOR (3.26-6 HP)	AHU-4
0122	SKALICKY TECH INCUBATOR	AIR HANDLING UNIT - INDOOR (7-9 HP)	AHU-1
0122	SKALICKY TECH INCUBATOR	AIR HANDLING UNIT - INDOOR (18-23 HP)	AHU-2
0122	SKALICKY TECH INCUBATOR	HUMIDIFIER, ELECTRIC, POINT-OF-USE	H-1
0122	SKALICKY TECH INCUBATOR	FAN - AXIAL, RETURN, 1.5" SP (<=3 HP) 9,200 CFM	RAF-2A
0122	SKALICKY TECH INCUBATOR	FAN - AXIAL, RETURN, 1.5" SP (<=3 HP) 9,200 CFM	RAF-2C
0122	SKALICKY TECH INCUBATOR	FAN - AXIAL, RETURN, 1.5" SP (<=3 HP) 9,200 CFM	RAF-2D
0122	SKALICKY TECH INCUBATOR	FAN - AXIAL, RETURN, 1.5" SP (5-7.5 HP) 16,500 CFM	RAF-2B
0122	SKALICKY TECH INCUBATOR	FAN - CENTRIFUGAL ROOF EXHAUST, 1/4" SP (20"-22" DIAMETER)	EF
0122	SKALICKY TECH INCUBATOR	HVAC DISTRIBUTION NETWORKS - OFFICE	VAV BOXES
0122	SKALICKY TECH INCUBATOR	HVAC CONTROLS - TERMINAL ASSEMBLIES - OFFICE	
0122	SKALICKY TECH INCUBATOR	HVAC CONTROLS - FIELD PANELS/OPS SOFTWARE - OFFICE	
0122	SKALICKY TECH INCUBATOR	MOTOR CONTROL CENTER VERTICAL SECTION, 600V (<=400A) W/STARTERS	MCCP
0122	SKALICKY TECH INCUBATOR	MAIN SWITCHBOARD W/BREAKERS (400-600 AMP)	MDP
0122	SKALICKY TECH INCUBATOR	VARIABLE FREQUENCY DRIVE (5-7.5 HP)	VFD
0122	SKALICKY TECH INCUBATOR	VARIABLE FREQUENCY DRIVE (5-7.5 HP)	RAF-2
0122	SKALICKY TECH INCUBATOR	VARIABLE FREQUENCY DRIVE (15-20 HP)	AHU-2
0122	SKALICKY TECH INCUBATOR	LIGHTING SYSTEM, INTERIOR - OFFICE	FLUORESCENT, CFL
0122	SKALICKY TECH INCUBATOR	DOOR PANIC HARDWARE, EXTERIOR	PUSH PULL
0122	SKALICKY TECH INCUBATOR	FLOORING - CARPET, TILE OR ROLL, STANDARD	ROLL STYLE CARPET
0122	SKALICKY TECH INCUBATOR	INTERIOR STAIR TREAD AND LANDING FINISH	ST-01
0122	SKALICKY TECH INCUBATOR	INTERIOR STAIR TREAD AND LANDING FINISH	ST-02
0122	SKALICKY TECH INCUBATOR	DOOR - OVERHEAD, INTERIOR	METAL COIL
0122	SKALICKY TECH INCUBATOR	DOOR - OVERHEAD, INTERIOR	
0122	SKALICKY TECH INCUBATOR	WALL FINISH - TILE, CERAMIC / STONE, STANDARD	CERAMIC TILE WAINSCOT
0122	SKALICKY TECH INCUBATOR	FLOORING - TILE, CERAMIC / STONE / QUARRY STANDARD	CERAMIC TILE
0122	SKALICKY TECH INCUBATOR	CEILING FINISH - SUSPENDED ACOUSTICAL TILE, STANDARD	SUSPENDED ACOUSTICAL TILE
0122	SKALICKY TECH INCUBATOR	TRANSFORMER - DRY-TYPE, 3PH, 480V SECONDARY (112.5-150 KVA)	TR1
0122	SKALICKY TECH INCUBATOR	EXTERIOR DOOR OR WINDOW APPLIED FINISH	PAINT
0122	SKALICKY TECH INCUBATOR	EXTERIOR TRIM APPLIED FINISH	METAL TRIM
0122	SKALICKY TECH INCUBATOR	DOOR OPERATOR, POWER-ASSIST	ELECTRIC OPERATOR
0122	SKALICKY TECH INCUBATOR	WALL FINISH - APPLIED, STANDARD	PAINTED GYPSUM
0122	SKALICKY TECH INCUBATOR	FLOORING - CARPET, TILE OR ROLL, STANDARD	CARPET TILES
0122	SKALICKY TECH INCUBATOR	PLUMBING FIXTURE - LAVATORY, COUNTER	TOP SET
0122	SKALICKY TECH INCUBATOR	PLUMBING FIXTURE - SINK, SERVICE/LAUNDRY/UTILITY	FLOOR MOUNT, STONE
0122	SKALICKY TECH INCUBATOR	PLUMBING FIXTURE - URINAL	MANUAL FLUSH
0122	SKALICKY TECH INCUBATOR	PLUMBING FIXTURE - WATER CLOSET, TANKLESS	MANUAL FLUSH
0122	SKALICKY TECH INCUBATOR	SUPPLY PIPING SYSTEM - OFFICE	RIGID CU
0151	UNDPD EVIDENCE STORAGE GARAGE	EXTERIOR WALL FINISH - APPLIED, STANDARD	
0151	UNDPD EVIDENCE STORAGE GARAGE	EXTERIOR TRIM APPLIED FINISH	
0151	UNDPD EVIDENCE STORAGE GARAGE	WALL, EXTERIOR, SIDING, FIBER CEMENT	MASONITE

0151	UNDPD EVIDENCE STORAGE GARAGE	DOOR, EXTERIOR, OVERHEAD PANEL OR SECTIONAL, PAINTED, LOCK	
0151	UNDPD EVIDENCE STORAGE GARAGE	DOOR OPERATOR, OVERHEAD PANEL DOOR, RESIDENTIAL, PADS	
0151	UNDPD EVIDENCE STORAGE GARAGE	DOOR LOCK, COMMERCIAL-GRADE, EXTERIOR	
0151	UNDPD EVIDENCE STORAGE GARAGE	ROOF - SHINGLE ASPHALT COMPOSITE, STANDARD	
0151	UNDPD EVIDENCE STORAGE GARAGE	LIGHTING SYSTEM, INTERIOR - WAREHOUSE	UNITARY LT FIXTURES
0151	UNDPD EVIDENCE STORAGE GARAGE	GLASS, WINDOW, ALUMINUM OR WOOD, STANDARD	
0151	UNDPD EVIDENCE STORAGE GARAGE	DOOR AND FRAME, EXTERIOR, SWINGING, HOLLOW METAL	
0166	AVIATION FLIGHT OPERATIONS DISPATCH	DOOR AND FRAME, EXTERIOR, SWINGING, HOLLOW METAL	
0166	AVIATION FLIGHT OPERATIONS DISPATCH	ROOF - BITUMINOUS, 4-PLY, COAL TAR PITCH	02
0166	AVIATION FLIGHT OPERATIONS DISPATCH	DOOR PANIC HARDWARE	
0166	AVIATION FLIGHT OPERATIONS DISPATCH	CASEWORK - WOOD BASE AND WALL, TOP, STANDARD	WORK ROOM
0166	AVIATION FLIGHT OPERATIONS DISPATCH	CASEWORK - WOOD BASE AND WALL, TOP, STANDARD	CUBICLE CABINERY
0166	AVIATION FLIGHT OPERATIONS DISPATCH	CASEWORK - WOOD BASE AND WALL, TOP, STANDARD	OFFICE CABINERY
0166	AVIATION FLIGHT OPERATIONS DISPATCH	WALL FINISH - APPLIED, STANDARD	
0166	AVIATION FLIGHT OPERATIONS DISPATCH	FLOORING - CARPET, TILE OR ROLL, STANDARD	
0166	AVIATION FLIGHT OPERATIONS DISPATCH	FLOORING - VINYL COMPOSITION TILE, STANDARD	
0166	AVIATION FLIGHT OPERATIONS DISPATCH	SUPPLY PIPING SYSTEM - OFFICE	
0166	AVIATION FLIGHT OPERATIONS DISPATCH	WATER HEATER - RESIDENTIAL, ELECTRIC (46-100 GAL)	
0166	AVIATION FLIGHT OPERATIONS DISPATCH	DRAIN PIPING SYSTEM - OFFICE	
0166	AVIATION FLIGHT OPERATIONS DISPATCH	CONDENSER - REFRIGERANT, AIR-COOLED (<=10 TON)	2
0166	AVIATION FLIGHT OPERATIONS DISPATCH	CONDENSER - REFRIGERANT, AIR-COOLED (<=10 TON)	4
0166	AVIATION FLIGHT OPERATIONS DISPATCH	CONDENSER - REFRIGERANT, AIR-COOLED (<=10 TON)	5
0166	AVIATION FLIGHT OPERATIONS DISPATCH	EVAPORATOR UNIT, NATURAL GAS HEAT (>100 MBH)	4
0166	AVIATION FLIGHT OPERATIONS DISPATCH	EVAPORATOR UNIT, NATURAL GAS HEAT (>100 MBH)	5
0166	AVIATION FLIGHT OPERATIONS DISPATCH	EVAPORATOR UNIT, NATURAL GAS HEAT (>100 MBH)	1
0166	AVIATION FLIGHT OPERATIONS DISPATCH	EVAPORATOR UNIT, NATURAL GAS HEAT (>100 MBH)	2
0166	AVIATION FLIGHT OPERATIONS DISPATCH	AIR HANDLING UNIT - INDOOR (.5-1.25 HP)	FCU
0166	AVIATION FLIGHT OPERATIONS DISPATCH	AIR HANDLING UNIT - INDOOR (.5-1.25 HP)	FCU
0166	AVIATION FLIGHT OPERATIONS DISPATCH	FAN - CENTRIFUGAL ROOF EXHAUST, 1/4" SP (10"-18" DIAMETER)	
0166	AVIATION FLIGHT OPERATIONS DISPATCH	FAN - CENTRIFUGAL ROOF EXHAUST, 1/4" SP (20"-22" DIAMETER)	
0166	AVIATION FLIGHT OPERATIONS DISPATCH	FAN - CENTRIFUGAL ROOF EXHAUST, 1/4" SP (20"-22" DIAMETER)	
0166	AVIATION FLIGHT OPERATIONS DISPATCH	FAN - CENTRIFUGAL ROOF EXHAUST, 1/4" SP (20"-22" DIAMETER)	
0166	AVIATION FLIGHT OPERATIONS DISPATCH	HVAC DISTRIBUTION NETWORKS - OFFICE	
0166	AVIATION FLIGHT OPERATIONS DISPATCH	HVAC CONTROLS SYSTEM - OFFICE	
0166	AVIATION FLIGHT OPERATIONS DISPATCH	FIRE ALARM SYSTEM - DEVICES	
0166	AVIATION FLIGHT OPERATIONS DISPATCH	FIRE ALARM PANEL, DIALER, BATTERY, & CHARGER	ROOM 133
0166	AVIATION FLIGHT OPERATIONS DISPATCH	ELECTRICAL DISTRIBUTION NETWORK - OFFICE	
0166	AVIATION FLIGHT OPERATIONS DISPATCH	MAIN SWITCHBOARD W/BREAKERS (<400 AMP)	
0166	AVIATION FLIGHT OPERATIONS DISPATCH	LIGHTING - EXTERIOR, RECESSED (INC, CFL, LED)	
0166	AVIATION FLIGHT OPERATIONS DISPATCH	LIGHTING - EXTERIOR, WALL FLOOD (SV, MH, ID, LED)	
0166	AVIATION FLIGHT OPERATIONS DISPATCH	LIGHTING SYSTEM, INTERIOR - OFFICE	
0166	AVIATION FLIGHT OPERATIONS DISPATCH	ROOF - 1-PLY, BALLASTED	01
0166	AVIATION FLIGHT OPERATIONS DISPATCH	CEILING FINISH - APPLIED PAINT OR STAIN, STANDARD	
0166	AVIATION FLIGHT OPERATIONS DISPATCH	DOOR LOCK, COMMERCIAL-GRADE	
0166	AVIATION FLIGHT OPERATIONS DISPATCH	WALL, EXTERIOR, TILT-UP OR PRECAST CONCRETE PANELS - PAINT	
0166	AVIATION FLIGHT OPERATIONS DISPATCH	GLASS, WINDOW, ALUMINUM OR WOOD, STANDARD	

0166	AVIATION FLIGHT OPERATIONS DISPATCH	PACKAGE HVAC UNIT, DX, GAS OR ELECTRIC HEAT, SINGLE-ZONE (9-35 TON)	TRANE
0166	AVIATION FLIGHT OPERATIONS DISPATCH	EMERGENCY LIGHT - UNITARY WITH BATTERY BACK-UP	
0166	AVIATION FLIGHT OPERATIONS DISPATCH	WALL FINISH - TILE, CERAMIC / STONE, STANDARD	
0166	AVIATION FLIGHT OPERATIONS DISPATCH	FLOORING - TILE, CERAMIC / STONE / QUARRY STANDARD	
0166	AVIATION FLIGHT OPERATIONS DISPATCH	CEILING FINISH - SUSPENDED ACOUSTICAL TILE, STANDARD	
0167	AVIATION STORAGE HANGAR 167	DOOR AND FRAME, EXTERIOR, SWINGING, HOLLOW METAL	
0167	AVIATION STORAGE HANGAR 167	DOOR, EXTERIOR, SLIDING, POWERED, STEEL HANGAR, LOCK	EAST EXTERIOR DOOR
0167	AVIATION STORAGE HANGAR 167	DOOR, EXTERIOR, SLIDING, POWERED, STEEL HANGAR, LOCK	WEST INTERIOR DOOR
0167	AVIATION STORAGE HANGAR 167	ROOF - 1-PLY, BALLASTED	03
0167	AVIATION STORAGE HANGAR 167	ROOF - BITUMINOUS, 4-PLY, COAL TAR PITCH	02
0167	AVIATION STORAGE HANGAR 167	DOOR AND FRAME, INTERIOR, FIRE-RATED	PERSONNEL
0167	AVIATION STORAGE HANGAR 167	DOOR AND FRAME, INTERIOR, FIRE-RATED	STORAGE
0167	AVIATION STORAGE HANGAR 167	DOOR LOCK, COMMERCIAL-GRADE	
0167	AVIATION STORAGE HANGAR 167	DOOR PANIC HARDWARE	PERSONNEL
0167	AVIATION STORAGE HANGAR 167	SUPPLY PIPING SYSTEM - WAREHOUSE	
0167	AVIATION STORAGE HANGAR 167	DRAIN PIPING SYSTEM - WAREHOUSE	
0167	AVIATION STORAGE HANGAR 167	EMERGENCY LIGHT - UNITARY WITH BATTERY BACK-UP	
0167	AVIATION STORAGE HANGAR 167	ELECTRICAL DISTRIBUTION NETWORK - WAREHOUSE	
0167	AVIATION STORAGE HANGAR 167	MAIN SWITCHBOARD W/BREAKERS (400-600 AMP)	
0167	AVIATION STORAGE HANGAR 167	LIGHTING - EXTERIOR, WALL FLOOD (SV, MH, ID, LED)	
0167	AVIATION STORAGE HANGAR 167	WALL FINISH - APPLIED, STANDARD	
0167	AVIATION STORAGE HANGAR 167	FLOORING - FLUID APPLIED, EPOXY / ACRYLIC / POLYURETHANE	
0167	AVIATION STORAGE HANGAR 167	ROOF - 1-PLY, BALLASTED	01
0167	AVIATION STORAGE HANGAR 167	WALL, EXTERIOR, TILT-UP OR PRECAST CONCRETE PANELS - PAINT	
0167	AVIATION STORAGE HANGAR 167	LIGHTING SYSTEM, INTERIOR - WAREHOUSE	
0168	AVIATION LINE WELLNESS	DOOR LOCK, COMMERCIAL-GRADE	
0168	AVIATION LINE WELLNESS	WALL FINISH - APPLIED, STANDARD	
0168	AVIATION LINE WELLNESS	FLOORING - VINYL COMPOSITION TILE, STANDARD	
0168	AVIATION LINE WELLNESS	CEILING FINISH - APPLIED PAINT OR STAIN, STANDARD	
0168	AVIATION LINE WELLNESS	UNIT HEATER - INDOOR, GAS, SUSPENDED (<=40 MBH)	ELECTRIC
0168	AVIATION LINE WELLNESS	MAIN SWITCHBOARD W/BREAKERS (<400 AMP)	
0168	AVIATION LINE WELLNESS	LIGHTING - EXTERIOR, WALL FLOOD (SV, MH, ID, LED)	
0168	AVIATION LINE WELLNESS	LIGHTING SYSTEM, INTERIOR - OFFICE	
0168	AVIATION LINE WELLNESS	GLASS, STOREFRONT	ATRIUM
0168	AVIATION LINE WELLNESS	DOOR AND FRAME, EXTERIOR, SWINGING, HOLLOW METAL	
0168	AVIATION LINE WELLNESS	DOOR AND FRAME, INTERIOR, NON-RATED	
0168	AVIATION LINE WELLNESS	PLUMBING FIXTURE - LAVATORY, WALL HUNG	
0168	AVIATION LINE WELLNESS	PLUMBING FIXTURE - WATER CLOSET, TANKLESS	
0168	AVIATION LINE WELLNESS	SUPPLY PIPING SYSTEM - OFFICE	
0168	AVIATION LINE WELLNESS	ROOF - 1-PLY, BALLASTED	01
0168	AVIATION LINE WELLNESS	WALL, EXTERIOR, EIFS	
0168	AVIATION LINE WELLNESS	GLASS, WINDOW, ALUMINUM OR WOOD, STANDARD	
0168	AVIATION LINE WELLNESS	DRAIN PIPING SYSTEM - OFFICE	
0168	AVIATION LINE WELLNESS	ELECTRICAL DISTRIBUTION NETWORK - OFFICE	
0217	STEAM HOUSE, SIX-PLEXES (EST W/MH2-16)	PRESSURE REDUCING VALVE, STEAM SYSTEM (2")	PRV1
0217	STEAM HOUSE, SIX-PLEXES (EST W/MH2-16)	PRESSURE REDUCING VALVE, STEAM SYSTEM (2")	PRV2

0217	STEAM HOUSE, SIX-PLEXES (EST W/MH2-16)	COM EXTERIOR BLDG MT HI FLOOD LIGHTING (WALLPACK, WALLWASH)	WL MT HID
0217	STEAM HOUSE, SIX-PLEXES (EST W/MH2-16)	LIGHTING SYSTEM, INTERIOR - WAREHOUSE	UNITARY CFLS
0217	STEAM HOUSE, SIX-PLEXES (EST W/MH2-16)	DOOR LOCK, COMMERCIAL-GRADE, EXTERIOR	
0217	STEAM HOUSE, SIX-PLEXES (EST W/MH2-16)	ROOF - BITUMINOUS, 4-PLY, COAL TAR PITCH	
0218	STEAM HOUSE, TULANE DR (EST W/MH2-09)	LIGHTING SYSTEM, INTERIOR - WAREHOUSE	UNITARY CFLS
0218	STEAM HOUSE, TULANE DR (EST W/MH2-09)	DOOR LOCK, COMMERCIAL-GRADE, EXTERIOR	
0218	STEAM HOUSE, TULANE DR (EST W/MH2-09)	PRESSURE REDUCING VALVE, STEAM SYSTEM (2")	PRV1
0218	STEAM HOUSE, TULANE DR (EST W/MH2-09)	PRESSURE REDUCING VALVE, STEAM SYSTEM (3")	PRV2
0218	STEAM HOUSE, TULANE DR (EST W/MH2-09)	ROOF - BITUMINOUS, 4-PLY, COAL TAR PITCH	
0225	325 PRINCETON	WALL, EXTERIOR, SIDING, METAL, HORIZONTAL OR VERTICAL	
0225	325 PRINCETON	DOOR AND FRAME, EXTERIOR, SWINGING, WOOD STANDARD	WOOD
0225	325 PRINCETON	DOOR AND FRAME, EXTERIOR, SWINGING, WOOD STANDARD	WOOD AND GLASS
0225	325 PRINCETON	DOOR LOCK, COMMERCIAL-GRADE	WOOD
0225	325 PRINCETON	DOOR LOCK, COMMERCIAL-GRADE	WOOD AND GLASS
0225	325 PRINCETON	CASEWORK - WOOD BASE AND WALL, TOP, STANDARD	KITCHEN CABINETS
0225	325 PRINCETON	CASEWORK - WOOD BASE AND WALL, TOP, STANDARD	BATHROOM VANITIES
0225	325 PRINCETON	WALL FINISH - APPLIED, STANDARD	
0225	325 PRINCETON	FLOORING - CARPET, TILE OR ROLL, STANDARD	
0225	325 PRINCETON	FLOORING - VINYL COMPOSITION TILE, STANDARD	
0225	325 PRINCETON	FLOORING - VINYL SHEET, STANDARD	KITCHEN
0225	325 PRINCETON	FLOORING - VINYL SHEET, STANDARD	BATHROOM
0225	325 PRINCETON	FLOORING - FLUID APPLIED, PAINT OR CLEAR SEAL	
0225	325 PRINCETON	CEILING FINISH - APPLIED PAINT OR STAIN, STANDARD	
0225	325 PRINCETON	SUPPLY PIPING SYSTEM - RESIDENCE	
0225	325 PRINCETON	WATER HEATER - RESIDENTIAL, ELECTRIC (46-100 GAL)	
0225	325 PRINCETON	DRAIN PIPING SYSTEM - RESIDENCE	
0225	325 PRINCETON	BOILER - GAS (<=250 MBH)	
0225	325 PRINCETON	HVAC DISTRIBUTION NETWORKS - RESIDENCE	
0225	325 PRINCETON	HVAC CONTROLS SYSTEM - RESIDENCE	
0225	325 PRINCETON	ELECTRICAL DISTRIBUTION NETWORK - RESIDENCE	
0225	325 PRINCETON	MAIN SWITCHBOARD W/BREAKERS (<400 AMP)	
0225	325 PRINCETON	LIGHTING - EXTERIOR, WALL LANTERN or FLOOD (INC, CFL, LED)	
0225	325 PRINCETON	LIGHTING SYSTEM, INTERIOR - RESIDENCE	
0225	325 PRINCETON	PLUMBING FIXTURE - LAVATORY, COUNTER	
0225	325 PRINCETON	PLUMBING FIXTURE - SINK, KITCHEN	
0225	325 PRINCETON	PLUMBING FIXTURE - SHOWER VALVE AND HEAD	
0225	325 PRINCETON	PLUMBING FIXTURE - BATHTUB WITH FIXTURES	
0225	325 PRINCETON	PLUMBING FIXTURE - WATER CLOSET, TANK-TYPE	
0225	325 PRINCETON	DOOR OPERATOR, OVERHEAD PANEL DOOR, RESIDENTIAL, PADS	
0225	325 PRINCETON	DOOR AND FRAME, INTERIOR, NON-RATED	
0225	325 PRINCETON	DOOR AND FRAME, INTERIOR, NON-RATED	SLIDING CLOSET
0226	BIOLOGY STORAGE BUILDING	DOOR LOCK, COMMERCIAL-GRADE, EXTERIOR	

0226	BIOLOGY STORAGE BUILDING	DOOR OPERATOR, OVERHEAD DOOR, COMMERCIAL, PADS	
0226	BIOLOGY STORAGE BUILDING	DOOR OPERATOR, OVERHEAD DOOR, COMMERCIAL, PADS	
0233	GORECKI ALUMNI CENTER	FLOORING - FLUID APPLIED, PAINT OR CLEAR SEAL	
0233	GORECKI ALUMNI CENTER	VARIABLE FREQUENCY DRIVE (<=5 HP)	P-9
0233	GORECKI ALUMNI CENTER	VARIABLE FREQUENCY DRIVE (<=5 HP)	P-10
0233	GORECKI ALUMNI CENTER	VARIABLE FREQUENCY DRIVE (5-7.5 HP)	AHU-2 RM10
0233	GORECKI ALUMNI CENTER	VARIABLE FREQUENCY DRIVE (5-7.5 HP)	AHU-2 RM10
0233	GORECKI ALUMNI CENTER	VARIABLE FREQUENCY DRIVE (7.5-10 HP)	HWP #7
0233	GORECKI ALUMNI CENTER	VARIABLE FREQUENCY DRIVE (7.5-10 HP)	HWP #8
0233	GORECKI ALUMNI CENTER	VARIABLE FREQUENCY DRIVE (7.5-10 HP)	CWP #5
0233	GORECKI ALUMNI CENTER	VARIABLE FREQUENCY DRIVE (7.5-10 HP)	CWP #6
0233	GORECKI ALUMNI CENTER	VARIABLE FREQUENCY DRIVE (10-15 HP)	P-4
0233	GORECKI ALUMNI CENTER	VARIABLE FREQUENCY DRIVE (10-15 HP)	P-3
0233	GORECKI ALUMNI CENTER	VARIABLE FREQUENCY DRIVE (15-20 HP)	P-2
0233	GORECKI ALUMNI CENTER	VARIABLE FREQUENCY DRIVE (15-20 HP)	P-1
0233	GORECKI ALUMNI CENTER	WALL FINISH - APPLIED, STANDARD	
0233	GORECKI ALUMNI CENTER	BACKFLOW PREVENTER (3-4 INCHES)	FIRE
0233	GORECKI ALUMNI CENTER	FIRE ALARM PANEL, DIALER, BATTERY, & CHARGER	BASEMENT, 11A
0233	GORECKI ALUMNI CENTER	LIGHTING - EXTERIOR, BOLLARD (SV, MH, ID, LED) COM	
0233	GORECKI ALUMNI CENTER	LIGHTING - EXTERIOR, RECESSED (INC, CFL, LED)	
0233	GORECKI ALUMNI CENTER	LIGHTING - EXTERIOR, WALL LANTERN or FLOOD (INC, CFL, LED)	
0233	GORECKI ALUMNI CENTER	FLOORING - CARPET, TILE OR ROLL, PREMIUM (WOOL, CUSTOM)	
0233	GORECKI ALUMNI CENTER	FLOORING - ATHLETIC, RUBBER, TILE OR ROLL	3RD FL STAIR
0233	GORECKI ALUMNI CENTER	VARIABLE FREQUENCY DRIVE (25-30 HP)	AHU-1 RM10
0233	GORECKI ALUMNI CENTER	VARIABLE FREQUENCY DRIVE (50-75 HP)	AHU-1 RM10
0233	GORECKI ALUMNI CENTER	ELEVATOR CAB RENOVATION - PASSENGER	ELEV 1
0233	GORECKI ALUMNI CENTER	ELEVATOR CAB RENOVATION - PASSENGER	ELEV 2
0233	GORECKI ALUMNI CENTER	HVAC CONTROLS SYSTEM - OFFICE	MAIN
0233	GORECKI ALUMNI CENTER	FIRE ALARM SYSTEM - DEVICES	MAIN
0236	UND ATHLETICS HIGH PERFORMANCE CENTER	BACKFLOW PREVENTER (4-6 INCHES)	BFP
0236	UND ATHLETICS HIGH PERFORMANCE CENTER	HVAC CONTROLS - FIELD PANELS/OPS SOFTWARE - GYMNASIUM	DDC
0236	UND ATHLETICS HIGH PERFORMANCE CENTER	EXTERIOR DOOR OR WINDOW APPLIED FINISH	
0236	UND ATHLETICS HIGH PERFORMANCE CENTER	DOOR LOCK, COMMERCIAL-GRADE, EXTERIOR	STANDARD KEYED
0236	UND ATHLETICS HIGH PERFORMANCE CENTER	DOOR PANIC HARDWARE, EXTERIOR	PUSH PULL
0236	UND ATHLETICS HIGH PERFORMANCE CENTER	WALL FINISH - APPLIED, STANDARD	PAINTED HARD SURFACE
0236	UND ATHLETICS HIGH PERFORMANCE CENTER	DOOR OPERATOR, OVERHEAD DOOR, COMMERCIAL, PADS	
0236	UND ATHLETICS HIGH PERFORMANCE CENTER	DOOR OPERATOR, OVERHEAD DOOR, COMMERCIAL, PADS	
0236	UND ATHLETICS HIGH PERFORMANCE CENTER	FLOORING - ATHLETIC, RUBBER, TILE OR ROLL	FIELD TURF
0236	UND ATHLETICS HIGH PERFORMANCE CENTER	FLOORING - ATHLETIC, RUBBER, TILE OR ROLL	TRACK RUBBER
0236	UND ATHLETICS HIGH PERFORMANCE CENTER	INTERIOR STAIR TREAD AND LANDING FINISH	ST - 01, CONCRETE
0236	UND ATHLETICS HIGH PERFORMANCE CENTER	INTERIOR STAIR TREAD AND LANDING FINISH	ST - 02, CONCRETE
0236	UND ATHLETICS HIGH PERFORMANCE CENTER	EXPANSION TANK, DIAPHRAGM (<25 GAL)	ET

0236	UND ATHLETICS HIGH PERFORMANCE CENTER	UNIT HEATER, STEAM/HYDRONIC STD (TO 250 MBH)	CUH
0236	UND ATHLETICS HIGH PERFORMANCE CENTER	UNIT HEATER, STEAM/HYDRONIC STD (TO 250 MBH)	CUH
0236	UND ATHLETICS HIGH PERFORMANCE CENTER	UNIT HEATER, STEAM/HYDRONIC STD (TO 250 MBH)	FCU
0236	UND ATHLETICS HIGH PERFORMANCE CENTER	UNIT HEATER, STEAM/HYDRONIC STD (TO 250 MBH)	CUH
0236	UND ATHLETICS HIGH PERFORMANCE CENTER	UNIT HEATER, STEAM/HYDRONIC STD (TO 250 MBH)	FCU
0236	UND ATHLETICS HIGH PERFORMANCE CENTER	UNIT HEATER, STEAM/HYDRONIC STD (TO 250 MBH)	FCU
0236	UND ATHLETICS HIGH PERFORMANCE CENTER	VARIABLE FREQUENCY DRIVE (20-25 HP)	AHU-1 SF
0236	UND ATHLETICS HIGH PERFORMANCE CENTER	VARIABLE FREQUENCY DRIVE (20-25 HP)	AHU-1 RF
0236	UND ATHLETICS HIGH PERFORMANCE CENTER	VARIABLE FREQUENCY DRIVE (20-25 HP)	AHU-2 SF
0236	UND ATHLETICS HIGH PERFORMANCE CENTER	VARIABLE FREQUENCY DRIVE (20-25 HP)	AHU-2 RF
0236	UND ATHLETICS HIGH PERFORMANCE CENTER	VARIABLE FREQUENCY DRIVE (30-40 HP)	HWP-1
0236	UND ATHLETICS HIGH PERFORMANCE CENTER	VARIABLE FREQUENCY DRIVE (30-40 HP)	HWP-2
0237	SCHOOL OF MEDICINE	HOOD, FUME	BIO HOOD
0237	SCHOOL OF MEDICINE	HOOD, FUME	BIO HOOD
0237	SCHOOL OF MEDICINE	HOOD, FUME	BIO HOOD
0237	SCHOOL OF MEDICINE	HOOD, FUME	BIO HOOD
0237	SCHOOL OF MEDICINE	HOOD, FUME	BIO HOOD
0237	SCHOOL OF MEDICINE	HOOD, FUME	BIO HOOD
0237	SCHOOL OF MEDICINE	HOOD, FUME	BIO HOOD
0237	SCHOOL OF MEDICINE	BACKFLOW PREVENTER (<=1 INCH)	BFP
0237	SCHOOL OF MEDICINE	BACKFLOW PREVENTER (<=1 INCH)	BFP
0237	SCHOOL OF MEDICINE	BACKFLOW PREVENTER (<=1 INCH)	BFP
0237	SCHOOL OF MEDICINE	BACKFLOW PREVENTER (<=1 INCH)	BFP
0237	SCHOOL OF MEDICINE	BACKFLOW PREVENTER (<=1 INCH)	BFP
0237	SCHOOL OF MEDICINE	BACKFLOW PREVENTER (<=1 INCH)	BFP
0237	SCHOOL OF MEDICINE	BACKFLOW PREVENTER (1-2 INCHES)	BFP
0237	SCHOOL OF MEDICINE	BACKFLOW PREVENTER (4-6 INCHES)	BFP-FIRE
0237	SCHOOL OF MEDICINE	BOILER FEED WATER PUMP SYSTEM (<=10,000 MBH)	DET-1
0237	SCHOOL OF MEDICINE	HVAC CONTROLS - FIELD PANELS/OPS SOFTWARE - CLASSROOM	JCI DDC
0237	SCHOOL OF MEDICINE	REFRIGERATION SYSTEM - WALK-IN, 2 EVAP FANS, 6700 BTUH, CONDENSER	COOLER
0237	SCHOOL OF MEDICINE	REFRIGERATION SYSTEM - WALK-IN, 3 EVAP FANS, 10000 BTUH, CONDENSER	FREEZER
0237	SCHOOL OF MEDICINE	REFRIGERATION SYSTEM - WALK-IN, 3 EVAP FANS, 10000 BTUH, CONDENSER	COOLER
0237	SCHOOL OF MEDICINE	REFRIGERATION SYSTEM - WALK-IN, 3 EVAP FANS, 10000 BTUH, CONDENSER	COOLER
0237	SCHOOL OF MEDICINE	EXTERIOR DOOR OR WINDOW APPLIED FINISH	STAIR, SERVICE
0237	SCHOOL OF MEDICINE	DOOR LOCK, COMMERCIAL-GRADE, EXTERIOR	KEYED HARDWRE
0237	SCHOOL OF MEDICINE	DOOR PANIC HARDWARE, EXTERIOR	PUSH PULL
0237	SCHOOL OF MEDICINE	WALL FINISH - APPLIED, STANDARD	PAINTED GYPSUM
0237	SCHOOL OF MEDICINE	WALL FINISH - APPLIED, STANDARD	PAINTED GYPSUM
0237	SCHOOL OF MEDICINE	FLOORING - CARPET, TILE OR ROLL, STANDARD	CARPET TILE
0237	SCHOOL OF MEDICINE	FLOORING - CARPET, TILE OR ROLL, STANDARD	CARPET TILE

0237	SCHOOL OF MEDICINE	HOOD, FUME	BIO HOOD
0237	SCHOOL OF MEDICINE	VARIABLE FREQUENCY DRIVE (<=5 HP)	HRCP-1
0237	SCHOOL OF MEDICINE	VARIABLE FREQUENCY DRIVE (<=5 HP)	HRCP-2
0237	SCHOOL OF MEDICINE	VARIABLE FREQUENCY DRIVE (7.5-10 HP)	CT3-2
0237	SCHOOL OF MEDICINE	VARIABLE FREQUENCY DRIVE (7.5-10 HP)	CT3-1
0237	SCHOOL OF MEDICINE	VARIABLE FREQUENCY DRIVE (7.5-10 HP)	CT2-2
0237	SCHOOL OF MEDICINE	VARIABLE FREQUENCY DRIVE (7.5-10 HP)	CT2-1
0237	SCHOOL OF MEDICINE	VARIABLE FREQUENCY DRIVE (7.5-10 HP)	CT1-2
0237	SCHOOL OF MEDICINE	VARIABLE FREQUENCY DRIVE (7.5-10 HP)	CT1-1
0237	SCHOOL OF MEDICINE	VARIABLE FREQUENCY DRIVE (10-15 HP)	5LEF
0237	SCHOOL OF MEDICINE	VARIABLE FREQUENCY DRIVE (10-15 HP)	12LEF
0237	SCHOOL OF MEDICINE	VARIABLE FREQUENCY DRIVE (15-20 HP)	CHP
0237	SCHOOL OF MEDICINE	DOOR OPERATOR, OVERHEAD DOOR, COMMERCIAL, PADS	OHD-01
0237	SCHOOL OF MEDICINE	DOOR, SLIDING SYSTEM, INTERIOR	ALUMINUM AND GLASS
0237	SCHOOL OF MEDICINE	FLOORING - VINYL SHEET, STANDARD	STANDARD 60 MIL
0237	SCHOOL OF MEDICINE	FLOORING - VINYL SHEET, STANDARD	STANDARD 60 MIL
0237	SCHOOL OF MEDICINE	FLOORING - LAMINATE PLANK, STANDARD	LAMINATE PLANK
0237	SCHOOL OF MEDICINE	INTERIOR STAIR TREAD AND LANDING FINISH	ST-C, CERAMIC
0237	SCHOOL OF MEDICINE	INTERIOR STAIR TREAD AND LANDING FINISH	ST-F, CONCRETE
0237	SCHOOL OF MEDICINE	INTERIOR STAIR TREAD AND LANDING FINISH	ST-M, CONCRETE
0237	SCHOOL OF MEDICINE	INTERIOR STAIR TREAD AND LANDING FINISH	ST-Q, CONCRETE
0237	SCHOOL OF MEDICINE	INTERIOR STAIR TREAD AND LANDING FINISH	ST-L, CONCRETE
0237	SCHOOL OF MEDICINE	EXPANSION TANK, DIAPHRAGM (<25 GAL)	ET
0237	SCHOOL OF MEDICINE	AIR DRYER, REFRIGERATED (101-150 CFM)	AD
0237	SCHOOL OF MEDICINE	UNIT HEATER, STEAM/HYDRONIC STD (TO 250 MBH)	HUH
0237	SCHOOL OF MEDICINE	UNIT HEATER, STEAM/HYDRONIC STD (TO 250 MBH)	HUH
0237	SCHOOL OF MEDICINE	UNIT HEATER, STEAM/HYDRONIC STD (TO 250 MBH)	CUH
0237	SCHOOL OF MEDICINE	UNIT HEATER, STEAM/HYDRONIC STD (TO 250 MBH)	HUH
0237	SCHOOL OF MEDICINE	UNIT HEATER, STEAM/HYDRONIC STD (TO 250 MBH)	HUH
0237	SCHOOL OF MEDICINE	UNIT HEATER, STEAM/HYDRONIC STD (TO 250 MBH)	HUH
0237	SCHOOL OF MEDICINE	EXPANSION TANK, DIAPHRAGM (<25 GAL)	ET
0240	CENTER FOR FAMILY MEDICINE	ROOF GUTTER AND LEADER - ALUMINUM OR GALVANIZED, COATED	METAL
0240	CENTER FOR FAMILY MEDICINE	FLOORING - CARPET, TILE OR ROLL, STANDARD	STANDARD ROLL
0240	CENTER FOR FAMILY MEDICINE	BACKFLOW PREVENTER (<=1 INCH)	BFP-1
0240	CENTER FOR FAMILY MEDICINE	BACKFLOW PREVENTER (1-2 INCHES)	BFP-2
0240	CENTER FOR FAMILY MEDICINE	BACKFLOW PREVENTER (3-4 INCHES)	BFP-FIRE
0240	CENTER FOR FAMILY MEDICINE	EXPANSION TANK, DIAPHRAGM (25-44 GAL)	ET-1
0240	CENTER FOR FAMILY MEDICINE	FIRE ALARM SYSTEM - DEVICES	MIRCOM
0240	CENTER FOR FAMILY MEDICINE	FIRE ALARM PANEL, DIALER, BATTERY, & CHARGER UP TO 200 POINTS	MIRCOM
0240	CENTER FOR FAMILY MEDICINE	EXPANSION TANK, DIAPHRAGM (25-44 GAL)	ET-DHW
0240	CENTER FOR FAMILY MEDICINE	VARIABLE FREQUENCY DRIVE (5-7.5 HP)	RF-2
0240	CENTER FOR FAMILY MEDICINE	VARIABLE FREQUENCY DRIVE (5-7.5 HP)	RF-1
0240	CENTER FOR FAMILY MEDICINE	VARIABLE FREQUENCY DRIVE (10-15 HP)	AHU-1
0240	CENTER FOR FAMILY MEDICINE	VARIABLE FREQUENCY DRIVE (10-15 HP)	AHU-2
0240	CENTER FOR FAMILY MEDICINE	GREYWATER LIFT STATION	SP-1
0240	CENTER FOR FAMILY MEDICINE	GREYWATER LIFT STATION	SP-2

0240	CENTER FOR FAMILY MEDICINE	DOOR OPERATOR, POWER-ASSIST	
0240	CENTER FOR FAMILY MEDICINE	DOOR OPERATOR, POWER-ASSIST	
0240	CENTER FOR FAMILY MEDICINE	DOOR PANIC HARDWARE, EXTERIOR	
0240	CENTER FOR FAMILY MEDICINE	DOOR PANIC HARDWARE, EXTERIOR	
0240	CENTER FOR FAMILY MEDICINE	DOOR PANIC HARDWARE	ALUMINUM AND GLASS
0240	CENTER FOR FAMILY MEDICINE	DOOR PANIC HARDWARE	SOLID WOOD DRS
0240	CENTER FOR FAMILY MEDICINE	WALL FINISH - APPLIED, STANDARD	PAINTED GYPSUM
0240	CENTER FOR FAMILY MEDICINE	WATER HEATER - COMMERCIAL, ELECTRIC (70-90 GAL)	HWH-1
0240	CENTER FOR FAMILY MEDICINE	FAN - CENTRIFUGAL ROOF EXHAUST, 1/4" SP (10"-18" DIAMETER)	EF-2
0240	CENTER FOR FAMILY MEDICINE	FAN - CENTRIFUGAL ROOF EXHAUST, 1/4" SP (10"-18" DIAMETER)	EF-5A
0240	CENTER FOR FAMILY MEDICINE	FAN - CENTRIFUGAL ROOF EXHAUST, 1/4" SP (10"-18" DIAMETER)	EF
0240	CENTER FOR FAMILY MEDICINE	FAN - CENTRIFUGAL ROOF EXHAUST, 1/4" SP (20"-22" DIAMETER)	EF
0240	CENTER FOR FAMILY MEDICINE	FAN - CENTRIFUGAL ROOF EXHAUST, 1/4" SP (20"-22" DIAMETER)	EF
0240	CENTER FOR FAMILY MEDICINE	FAN - CENTRIFUGAL ROOF EXHAUST, 1/4" SP (20"-22" DIAMETER)	EF
0240	CENTER FOR FAMILY MEDICINE	FAN - CENTRIFUGAL ROOF EXHAUST, 1/4" SP (20"-22" DIAMETER)	EF
0240	CENTER FOR FAMILY MEDICINE	COM EXTERIOR BLDG MT DECO LIGHTING (COACH, SCONCE, PEND, SOFFIT)	RECESSED CANS
0240	CENTER FOR FAMILY MEDICINE	COM EXTERIOR BLDG MT HI FLOOD LIGHTING (WALLPACK, WALLWASH)	MH WALLPACK
0240	CENTER FOR FAMILY MEDICINE	COM EXTERIOR BOLLARD LIGHTING	PARKING LOT, SITE
0240	CENTER FOR FAMILY MEDICINE	COM EXTERIOR POLE ARM FIXTURE STD (LPS, HPS, MH) NO POLE OR ARM	PARKING LOT, SITE
0240	CENTER FOR FAMILY MEDICINE	LIGHTING SYSTEM, INTERIOR - MEDICAL CLINIC	T8 FLUORESCENT
0240	CENTER FOR FAMILY MEDICINE	HVAC CONTROLS - TERMINAL ASSEMBLIES - MEDICAL CLINIC	INSULATED METAL
0240	CENTER FOR FAMILY MEDICINE	HVAC CONTROLS - FIELD PANELS/OPS SOFTWARE - MEDICAL CLINIC	INSULATED METAL
0240	CENTER FOR FAMILY MEDICINE	HVAC CONTROLS - MAJOR INSTRUMENTATION - MEDICAL CLINIC	INSULATED METAL
0240	CENTER FOR FAMILY MEDICINE	BOILER - GAS (411-800 MBH)	B-1
0240	CENTER FOR FAMILY MEDICINE	BOILER - GAS (411-800 MBH)	B-2
0240	CENTER FOR FAMILY MEDICINE	DOOR AND FRAME, EXTERIOR, SWINGING, ALUMINUM AND GLASS	
0240	CENTER FOR FAMILY MEDICINE	DOOR LOCK, COMMERCIAL-GRADE	NONRATED DRS
0240	CENTER FOR FAMILY MEDICINE	DOOR ACCESS CONTROL SYSTEM	ALTRONIX CONTROLLER
0240	CENTER FOR FAMILY MEDICINE	FLOORING - FLUID APPLIED, PAINT OR CLEAR SEAL	UNPAINTED CONCRETE
0240	CENTER FOR FAMILY MEDICINE	ELEVATOR MODERNIZATION - TRACTION - LOW RISE 2-8 FLOORS	DUMBWAITER
0240	CENTER FOR FAMILY MEDICINE	DRINKING FOUNTAIN, DUAL LEVEL	DUAL HEIGHT
0240	CENTER FOR FAMILY MEDICINE	DRINKING FOUNTAIN, DUAL LEVEL	SINGLE HEIGHT
0240	CENTER FOR FAMILY MEDICINE	UNIT HEATER, ELECTRIC	EHUH
0240	CENTER FOR FAMILY MEDICINE	UNIT HEATER, STEAM/HYDRONIC STD (TO 250 MBH)	HUH
0240	CENTER FOR FAMILY MEDICINE	AIR HANDLING UNIT - INDOOR (.5-1.25 HP)	FCU
0240	CENTER FOR FAMILY MEDICINE	AIR HANDLING UNIT - INDOOR (13-17 HP)	AHU-1
0240	CENTER FOR FAMILY MEDICINE	AIR HANDLING UNIT - INDOOR (13-17 HP)	AHU-2
0240	CENTER FOR FAMILY MEDICINE	FAN - AXIAL, RETURN, 1.5" SP (5-7.5 HP) 16,500 CFM	RF-2 (AHU-2)
0240	CENTER FOR FAMILY MEDICINE	FAN - AXIAL, RETURN, 1.5" SP (5-7.5 HP) 16,500 CFM	RF-1 (AHU-1)
0240	CENTER FOR FAMILY MEDICINE	PUMP - ELECTRIC (<=10 HP)	P-1
0240	CENTER FOR FAMILY MEDICINE	PUMP - ELECTRIC (<=10 HP)	P-2
0240	CENTER FOR FAMILY MEDICINE	PUMP - ELECTRIC (<=10 HP)	P-DHW
0240	CENTER FOR FAMILY MEDICINE	PUMP - ELECTRIC (<=10 HP)	P-3



0240	CENTER FOR FAMILY MEDICINE	PUMP - ELECTRIC (<=10 HP)	P-4
0240	CENTER FOR FAMILY MEDICINE	MAIN SWITCHBOARD W/BREAKERS (600-800 AMP)	MDP
0243	CENTER FOR FAMILY MEDICINE	BACKFLOW PREVENTER (<=1 INCH)	BFP
0243	CENTER FOR FAMILY MEDICINE	BACKFLOW PREVENTER (3-4 INCHES)	BFP-FIRE
0243	CENTER FOR FAMILY MEDICINE	HVAC CONTROLS - FIELD PANELS/OPS SOFTWARE - MEDICAL CLINIC	SCHNEIDER DDC
0243	CENTER FOR FAMILY MEDICINE	HVAC CONTROLS - MAJOR INSTRUMENTATION - MEDICAL CLINIC	SCHNEIDER DDC
0243	CENTER FOR FAMILY MEDICINE	WALL FINISH - APPLIED, STANDARD	GYPSUM
0243	CENTER FOR FAMILY MEDICINE	FLOORING - CARPET, TILE OR ROLL, STANDARD	STANDARD ROLL
0243	CENTER FOR FAMILY MEDICINE	VARIABLE FREQUENCY DRIVE (5-7.5 HP)	P-1
0243	CENTER FOR FAMILY MEDICINE	VARIABLE FREQUENCY DRIVE (5-7.5 HP)	P-2
0243	CENTER FOR FAMILY MEDICINE	LIGHTING SYSTEM, INTERIOR - MEDICAL CLINIC	T8 FLUORESCENT, CFL
0243	CENTER FOR FAMILY MEDICINE	OCCUPANCY SENSING AND TIMER LIGHTING CONTROL	OCC SENSORS
0243	CENTER FOR FAMILY MEDICINE	PRESSURE REDUCING VALVE, STEAM SYSTEM (2")	PRV-1
0243	CENTER FOR FAMILY MEDICINE	PRESSURE REDUCING VALVE, STEAM SYSTEM (2.5")	PRV-2
0243	CENTER FOR FAMILY MEDICINE	UNIT HEATER, ELECTRIC	CUH-1
0243	CENTER FOR FAMILY MEDICINE	UNIT HEATER, ELECTRIC	CUH-2
0243	CENTER FOR FAMILY MEDICINE	UNIT HEATER, ELECTRIC	CUH-3
0243	CENTER FOR FAMILY MEDICINE	UNIT HEATER, ELECTRIC	CUH-4
0243	CENTER FOR FAMILY MEDICINE	HEAT EXCHANGER - SHELL & TUBE STEAM TO WATER (>85 GPM)	HX-1
0243	CENTER FOR FAMILY MEDICINE	FIRE ALARM SYSTEM - DEVICES	1ST, 2ND FLS
0243	CENTER FOR FAMILY MEDICINE	FIRE ALARM PANEL, DIALER, BATTERY, & CHARGER UP TO 200 POINTS	SIEMENS
0243	CENTER FOR FAMILY MEDICINE	ROOF - BITUMINOUS, 2-PLY, SBS MODIFIED BITUMEN, MOP	MAIN ROOF
0243	CENTER FOR FAMILY MEDICINE	DOOR LOCK, COMMERCIAL-GRADE	STANDARD WOOD DRS
0243	CENTER FOR FAMILY MEDICINE	DOOR PANIC HARDWARE	
0243	CENTER FOR FAMILY MEDICINE	CASEWORK - WOOD BASE AND WALL, TOP, STANDARD	CABINTRY
0243	CENTER FOR FAMILY MEDICINE	FLOORING - VINYL SHEET, STANDARD	6 FT ROLL
0243	CENTER FOR FAMILY MEDICINE	WATER HEATER - COMMERCIAL, ELECTRIC (70-90 GAL)	HWH-1
0243	CENTER FOR FAMILY MEDICINE	WATER HEATER - COMMERCIAL, ELECTRIC (70-90 GAL)	HWH-2
0243	CENTER FOR FAMILY MEDICINE	FAN - INLINE CENTRIFUGAL AIRFOIL, SUPPLY, 2.5" SP (<=30 HP)	EF
0243	CENTER FOR FAMILY MEDICINE	FAN - INLINE CENTRIFUGAL AIRFOIL, SUPPLY, 2.5" SP (<=30 HP)	EF-4
0243	CENTER FOR FAMILY MEDICINE	FAN - INLINE CENTRIFUGAL AIRFOIL, SUPPLY, 2.5" SP (<=30 HP)	EF
0243	CENTER FOR FAMILY MEDICINE	CONDENSATE RECEIVER, ELECTRIC, 2 PUMPS	CRP-1
0243	CENTER FOR FAMILY MEDICINE	HVAC CONTROLS - TERMINAL ASSEMBLIES - MEDICAL CLINIC	SCHNEIDER DDC
0243	CENTER FOR FAMILY MEDICINE	MAIN SWITCHBOARD W/BREAKERS (800-1200 AMP)	MDP
0247	COLLABORATIVE ENERGY COMPLEX	BACKFLOW PREVENTER (<=1 INCH)	BFP
0247	COLLABORATIVE ENERGY COMPLEX	BACKFLOW PREVENTER (<=1 INCH)	BFP
0247	COLLABORATIVE ENERGY COMPLEX	BACKFLOW PREVENTER (<=1 INCH)	BFP
0247	COLLABORATIVE ENERGY COMPLEX	BACKFLOW PREVENTER (<=1 INCH)	BFP
0247	COLLABORATIVE ENERGY COMPLEX	HVAC CONTROLS - FIELD PANELS/OPS SOFTWARE - LABORATORY	HONEYWELL DDC
0247	COLLABORATIVE ENERGY COMPLEX	EXTERIOR DOOR OR WINDOW APPLIED FINISH	
0247	COLLABORATIVE ENERGY COMPLEX	DOOR PANIC HARDWARE, EXTERIOR	PUSH PULL
0247	COLLABORATIVE ENERGY COMPLEX	WALL FINISH - APPLIED, STANDARD	PAINTED HARD SURFACE
0247	COLLABORATIVE ENERGY COMPLEX	FLOORING - CARPET, TILE OR ROLL, STANDARD	CARPET TILES
0247	COLLABORATIVE ENERGY COMPLEX	VARIABLE FREQUENCY DRIVE (<=5 HP)	HRP-6
0247	COLLABORATIVE ENERGY COMPLEX	VARIABLE FREQUENCY DRIVE (<=5 HP)	AHU-7

0247	COLLABORATIVE ENERGY COMPLEX	VARIABLE FREQUENCY DRIVE (<=5 HP)	AHU-6
0247	COLLABORATIVE ENERGY COMPLEX	VARIABLE FREQUENCY DRIVE (<=5 HP)	AHU-8
0247	COLLABORATIVE ENERGY COMPLEX	VARIABLE FREQUENCY DRIVE (<=5 HP)	EF-3
0247	COLLABORATIVE ENERGY COMPLEX	VARIABLE FREQUENCY DRIVE (<=5 HP)	EF-4
0247	COLLABORATIVE ENERGY COMPLEX	VARIABLE FREQUENCY DRIVE (<=5 HP)	EF-6
0247	COLLABORATIVE ENERGY COMPLEX	VARIABLE FREQUENCY DRIVE (<=5 HP)	P-6
0247	COLLABORATIVE ENERGY COMPLEX	VARIABLE FREQUENCY DRIVE (5-7.5 HP)	P-3
0247	COLLABORATIVE ENERGY COMPLEX	VARIABLE FREQUENCY DRIVE (5-7.5 HP)	P-4
0247	COLLABORATIVE ENERGY COMPLEX	VARIABLE FREQUENCY DRIVE (5-7.5 HP)	P-1
0247	COLLABORATIVE ENERGY COMPLEX	VARIABLE FREQUENCY DRIVE (5-7.5 HP)	P-2
0247	COLLABORATIVE ENERGY COMPLEX	DOOR OPERATOR, OVERHEAD DOOR, COMMERCIAL, PADS	
0247	COLLABORATIVE ENERGY COMPLEX	INTERIOR STAIR TREAD AND LANDING FINISH	ST - 01, CARPET
0247	COLLABORATIVE ENERGY COMPLEX	EXPANSION TANK, DIAPHRAGM (<25 GAL)	ET
0247	COLLABORATIVE ENERGY COMPLEX	EXPANSION TANK, DIAPHRAGM (<25 GAL)	ET
0247	COLLABORATIVE ENERGY COMPLEX	EXPANSION TANK, DIAPHRAGM (<25 GAL)	ET
0247	COLLABORATIVE ENERGY COMPLEX	AIR DRYER, REFRIGERATED (51-75 CFM)	AD
0247	COLLABORATIVE ENERGY COMPLEX	UNIT HEATER, STEAM/HYDRONIC STD (TO 250 MBH)	CUH
0247	COLLABORATIVE ENERGY COMPLEX	DUCTLESS DX SPLIT SYSTEM (2 @ .75 TON)	ACCU-3
0247	COLLABORATIVE ENERGY COMPLEX	AIR DRYER, REFRIGERATED (51-75 CFM)	AD
0248	SCHOOL OF MEDICINE & HS GENERATOR BLDG	EXTERIOR DOOR OR WINDOW APPLIED FINISH	PAINTED HM
0248	SCHOOL OF MEDICINE & HS GENERATOR BLDG	DOOR LOCK, COMMERCIAL-GRADE, EXTERIOR	STANDARD KEYED KNOB
0248	SCHOOL OF MEDICINE & HS GENERATOR BLDG	DOOR PANIC HARDWARE, EXTERIOR	STANDARD KEYED KNOB
0248	SCHOOL OF MEDICINE & HS GENERATOR BLDG	UNIT HEATER, ELECTRIC	EHUH
0256	AVIATION HANGAR 256	GLASS, WINDOW, ALUMINUM OR WOOD, STANDARD	
0256	AVIATION HANGAR 256	DOOR AND FRAME, EXTERIOR, SWINGING, HOLLOW METAL	PERSONNEL
0256	AVIATION HANGAR 256	DOOR AND FRAME, EXTERIOR, SWINGING, HOLLOW METAL	SERVICE
0256	AVIATION HANGAR 256	DOOR, EXTERIOR, SLIDING, POWERED, STEEL HANGAR, LOCK	FOLDING HANGAR DOOR
0256	AVIATION HANGAR 256	ROOF - BITUMINOUS, 4-PLY, COAL TAR PITCH	03
0256	AVIATION HANGAR 256	ROOF - BITUMINOUS, 4-PLY, COAL TAR PITCH	02
0256	AVIATION HANGAR 256	ROOF - BITUMINOUS, 4-PLY, COAL TAR PITCH	01
0256	AVIATION HANGAR 256	DOOR AND FRAME, INTERIOR, NON-RATED	
0256	AVIATION HANGAR 256	DOOR AND FRAME, INTERIOR, FIRE-RATED	STAIRWELL
0256	AVIATION HANGAR 256	DOOR AND FRAME, INTERIOR, FIRE-RATED	BUILDING 166
0256	AVIATION HANGAR 256	DOOR LOCK, COMMERCIAL-GRADE	SERVICE
0256	AVIATION HANGAR 256	DOOR PANIC HARDWARE	PERSONNEL
0256	AVIATION HANGAR 256	CASEWORK - WOOD BASE AND WALL, TOP, STANDARD	WORK TABLES
0256	AVIATION HANGAR 256	WALL FINISH - APPLIED, STANDARD	
0256	AVIATION HANGAR 256	FLOORING - CARPET, TILE OR ROLL, STANDARD	
0256	AVIATION HANGAR 256	PLUMBING FIXTURE - LAVATORY, COUNTER	
0256	AVIATION HANGAR 256	PLUMBING FIXTURE - LAVATORY, WALL HUNG	
0256	AVIATION HANGAR 256	PLUMBING FIXTURE - SINK, SERVICE/LAUNDRY/UTILITY	
0256	AVIATION HANGAR 256	PLUMBING FIXTURE - URINAL	
0256	AVIATION HANGAR 256	PLUMBING FIXTURE - WATER CLOSET, TANK-TYPE	
0256	AVIATION HANGAR 256	SUPPLY PIPING SYSTEM - CLASSROOM	
0256	AVIATION HANGAR 256	WATER HEATER - RESIDENTIAL, ELECTRIC (46-100 GAL)	
0256	AVIATION HANGAR 256	DRAIN PIPING SYSTEM - CLASSROOM	

0256	AVIATION HANGAR 256	CONDENSER - REFRIGERANT, AIR-COOLED (<=10 TON)	NORTH
0256	AVIATION HANGAR 256	CONDENSER - REFRIGERANT, AIR-COOLED (<=10 TON)	SOUTH
0256	AVIATION HANGAR 256	AIR HANDLING UNIT - INDOOR (.5-1.25 HP)	FCU
0256	AVIATION HANGAR 256	HVAC DISTRIBUTION NETWORKS - CLASSROOM	
0256	AVIATION HANGAR 256	FURNACE, OUTDOOR, NATURAL GAS (225-450 MBH)	ACNORTH
0256	AVIATION HANGAR 256	FURNACE, OUTDOOR, NATURAL GAS (225-450 MBH)	ACSOUTH
0256	AVIATION HANGAR 256	HVAC CONTROLS SYSTEM - CLASSROOM	
0256	AVIATION HANGAR 256	EXIT SIGN - CENTRAL POWER	
0256	AVIATION HANGAR 256	EMERGENCY LIGHT - UNITARY WITH BATTERY BACK-UP	
0256	AVIATION HANGAR 256	ELECTRICAL DISTRIBUTION NETWORK - CLASSROOM	
0256	AVIATION HANGAR 256	MAIN SWITCHBOARD W/BREAKERS (<400 AMP)	
0256	AVIATION HANGAR 256	LIGHTING - EXTERIOR, WALL FLOOD (SV, MH, ID, LED)	
0256	AVIATION HANGAR 256	LIGHTING SYSTEM, INTERIOR - CLASSROOM	
0256	AVIATION HANGAR 256	WALL FINISH - APPLIED, STANDARD	
0256	AVIATION HANGAR 256	GENERATOR - NATURAL GAS OR GASOLINE (20-100 KW)	ROOM3C
0256	AVIATION HANGAR 256	SWITCH - AUTO TRANSFER, 208 OR 240 V (>100 AMP)	ATS
0256	AVIATION HANGAR 256	FLOORING - VINYL COMPOSITION TILE, STANDARD	
0256	AVIATION HANGAR 256	FLOORING - FLUID APPLIED, EPOXY / ACRYLIC / POLYURETHANE	
0256	AVIATION HANGAR 256	CEILING FINISH - APPLIED PAINT OR STAIN, STANDARD	
0256	AVIATION HANGAR 256	WALL, EXTERIOR, TILT-UP OR PRECAST CONCRETE PANELS - PAINT	
0256	AVIATION HANGAR 256	CEILING FINISH - SUSPENDED ACOUSTICAL TILE, STANDARD	
0257	AVIATION WASH BAY	DOOR, EXTERIOR, SLIDING, POWERED, STEEL HANGAR, LOCK	
0257	AVIATION WASH BAY	ROOF - 1-PLY, BALLASTED	01
0257	AVIATION WASH BAY	CEILING FINISH - APPLIED PAINT OR STAIN, STANDARD	
0257	AVIATION WASH BAY	AIR HANDLING UNIT - INDOOR (3.26-6 HP)	OVERHEAD
0257	AVIATION WASH BAY	FAN - CENTRIFUGAL ROOF EXHAUST, 1/4" SP (20"-22" DIAMETER)	
0257	AVIATION WASH BAY	FAN - CENTRIFUGAL ROOF EXHAUST, 1/4" SP (20"-22" DIAMETER)	
0257	AVIATION WASH BAY	HVAC CONTROLS SYSTEM - WAREHOUSE	
0257	AVIATION WASH BAY	LIGHTING - EXTERIOR, WALL FLOOD (SV, MH, ID, LED)	
0257	AVIATION WASH BAY	LIGHTING SYSTEM, INTERIOR - WAREHOUSE	
0257	AVIATION WASH BAY	WALL FINISH - APPLIED, STANDARD	
0257	AVIATION WASH BAY	SUPPLY PIPING SYSTEM - WAREHOUSE	
0257	AVIATION WASH BAY	FLOORING - FLUID APPLIED, EPOXY / ACRYLIC / POLYURETHANE	
0257	AVIATION WASH BAY	WALL, EXTERIOR, EIFS	
0257	AVIATION WASH BAY	DOOR AND FRAME, EXTERIOR, SWINGING, HOLLOW METAL	PERSONNEL DOOR
0257	AVIATION WASH BAY	DOOR AND FRAME, EXTERIOR, SWINGING, HOLLOW METAL	HANGAR DOOR
0257	AVIATION WASH BAY	DOOR AND FRAME, INTERIOR, FIRE-RATED	TO BLDG 260
0257	AVIATION WASH BAY	DRAIN PIPING SYSTEM - WAREHOUSE	
0257	AVIATION WASH BAY	HVAC DISTRIBUTION NETWORKS - WAREHOUSE	
0257	AVIATION WASH BAY	ELECTRICAL DISTRIBUTION NETWORK - WAREHOUSE	
0257	AVIATION WASH BAY	DOOR LOCK, COMMERCIAL-GRADE	TO BLDG 260
0257	AVIATION WASH BAY	DOOR LOCK, COMMERCIAL-GRADE	PERSONNEL DOOR
0257	AVIATION WASH BAY	DOOR LOCK, COMMERCIAL-GRADE	HANGAR DOOR
0258	AVIATION HANGAR 258	WALL FINISH - APPLIED, STANDARD	
0258	AVIATION HANGAR 258	FLOORING - FLUID APPLIED, EPOXY / ACRYLIC / POLYURETHANE	
0258	AVIATION HANGAR 258	LIGHTING - EXTERIOR, WALL FLOOD (SV, MH, ID, LED)	
0258	AVIATION HANGAR 258	DOOR LOCK, COMMERCIAL-GRADE	TO BLDG 263

0258	AVIATION HANGAR 258	DOOR PANIC HARDWARE	
0258	AVIATION HANGAR 258	EXIT SIGN - CENTRAL POWER	
0258	AVIATION HANGAR 258	EXIT SIGN - WITH BATTERY BACK-UP	
0258	AVIATION HANGAR 258	MAIN SWITCHBOARD W/BREAKERS (<400 AMP)	
0258	AVIATION HANGAR 258	LIGHTING SYSTEM, INTERIOR - WAREHOUSE	
0260	AVIATION MAINTENANCE HANGAR 260	ROOF - 1-PLY, BALLASTED	03
0260	AVIATION MAINTENANCE HANGAR 260	ROOF - 1-PLY, BALLASTED	02
0260	AVIATION MAINTENANCE HANGAR 260	ROOF - 1-PLY, BALLASTED	01
0260	AVIATION MAINTENANCE HANGAR 260	DOOR LOCK, COMMERCIAL-GRADE	MECHANICAL RM DOORS
0260	AVIATION MAINTENANCE HANGAR 260	WALL FINISH - APPLIED, STANDARD	
0260	AVIATION MAINTENANCE HANGAR 260	GREYWATER SUMP PUMP -SUBMERSIBLE PUMP (<0.5HP)	
0260	AVIATION MAINTENANCE HANGAR 260	BOILER - GAS (>2,000 MBH)	WEIL MCCLAIN 3
0260	AVIATION MAINTENANCE HANGAR 260	AIR HANDLING UNIT - INDOOR (2.76-3.25 HP)	
0260	AVIATION MAINTENANCE HANGAR 260	FAN - CENTRIFUGAL ROOF EXHAUST, 1/4" SP (10"-18" DIAMETER)	LOWER ROOF
0260	AVIATION MAINTENANCE HANGAR 260	FAN - CENTRIFUGAL ROOF EXHAUST, 1/4" SP (20"-22" DIAMETER)	LOWER ROOF
0260	AVIATION MAINTENANCE HANGAR 260	FAN - CENTRIFUGAL ROOF EXHAUST, 1/4" SP (20"-22" DIAMETER)	LOWER ROOF
0260	AVIATION MAINTENANCE HANGAR 260	FAN - CENTRIFUGAL ROOF EXHAUST, 1/4" SP (20"-22" DIAMETER)	1
0260	AVIATION MAINTENANCE HANGAR 260	UNIT HEATER - INDOOR, GAS, SUSPENDED (<=40 MBH)	HYDRONIC
0260	AVIATION MAINTENANCE HANGAR 260	UNIT HEATER - INDOOR, GAS, SUSPENDED (<=40 MBH)	HYDRONIC
0260	AVIATION MAINTENANCE HANGAR 260	UNIT HEATER - INDOOR, GAS, SUSPENDED (<=40 MBH)	HYDRONIC
0260	AVIATION MAINTENANCE HANGAR 260	PUMP - ELECTRIC (<=10 HP)	1
0260	AVIATION MAINTENANCE HANGAR 260	PUMP - ELECTRIC (<=10 HP)	2
0260	AVIATION MAINTENANCE HANGAR 260	PUMP - ELECTRIC (<=10 HP)	3
0260	AVIATION MAINTENANCE HANGAR 260	PUMP - ELECTRIC (<=10 HP)	4
0260	AVIATION MAINTENANCE HANGAR 260	PUMP - ELECTRIC (<=10 HP)	5
0260	AVIATION MAINTENANCE HANGAR 260	PUMP - ELECTRIC (<=10 HP)	6
0260	AVIATION MAINTENANCE HANGAR 260	PUMP - ELECTRIC (<=10 HP)	7
0260	AVIATION MAINTENANCE HANGAR 260	PUMP - ELECTRIC (<=10 HP)	8
0260	AVIATION MAINTENANCE HANGAR 260	PUMP - ELECTRIC (<=10 HP)	P9
0260	AVIATION MAINTENANCE HANGAR 260	PUMP - ELECTRIC (<=10 HP)	P10
0260	AVIATION MAINTENANCE HANGAR 260	PUMP - ELECTRIC (<=10 HP)	P11
0260	AVIATION MAINTENANCE HANGAR 260	HVAC CONTROLS SYSTEM - CLASSROOM	
0260	AVIATION MAINTENANCE HANGAR 260	EXIT SIGN - CENTRAL POWER	
0260	AVIATION MAINTENANCE HANGAR 260	MOTOR CONTROL CENTER VERTICAL SECTION, 600V (<=400A) W/STARTERS	MCC403
0260	AVIATION MAINTENANCE HANGAR 260	GENERATOR - NATURAL GAS OR GASOLINE (20-100 KW)	
0260	AVIATION MAINTENANCE HANGAR 260	DOOR AND FRAME, EXTERIOR, SWINGING, HOLLOW METAL	MECHANICAL RM
0260	AVIATION MAINTENANCE HANGAR 260	DOOR, EXTERIOR, SLIDING, POWERED, STEEL HANGAR, LOCK	
0260	AVIATION MAINTENANCE HANGAR 260	DOOR LOCK, COMMERCIAL-GRADE	DOORS TO ADJACENT BLDGS
0260	AVIATION MAINTENANCE HANGAR 260	DOOR LOCK, COMMERCIAL-GRADE	MECHANICAL RM
0260	AVIATION MAINTENANCE HANGAR 260	FLOORING - FLUID APPLIED, EPOXY / ACRYLIC / POLYURETHANE	
0260	AVIATION MAINTENANCE HANGAR 260	PLUMBING FIXTURE - EMERGENCY SHOWER	
0260	AVIATION MAINTENANCE HANGAR 260	PLUMBING FIXTURE - EMERGENCY EYEWASH	
0260	AVIATION MAINTENANCE HANGAR 260	SUPPLY PIPING SYSTEM - CLASSROOM	
0260	AVIATION MAINTENANCE HANGAR 260	LIGHTING - EXTERIOR, WALL FLOOD (SV, MH, ID, LED)	
0260	AVIATION MAINTENANCE HANGAR 260	PACKAGE HVAC UNIT, DX, GAS OR ELECTRIC HEAT, SINGLE-ZONE (<= 5 TON)	TRAN

0260	AVIATION MAINTENANCE HANGAR 260	BOILER - GAS (250-2,000 MBH)	1
0260	AVIATION MAINTENANCE HANGAR 260	BOILER - GAS (250-2,000 MBH)	2
0260	AVIATION MAINTENANCE HANGAR 260	WALL, EXTERIOR, EIFS	
0260	AVIATION MAINTENANCE HANGAR 260	DOOR AND FRAME, EXTERIOR, SWINGING, HOLLOW METAL	PERSONNEL
0260	AVIATION MAINTENANCE HANGAR 260	DOOR AND FRAME, INTERIOR, FIRE-RATED	TO ADJACENT BLDGS
0260	AVIATION MAINTENANCE HANGAR 260	DOOR AND FRAME, INTERIOR, FIRE-RATED	MECHANICAL RM
0260	AVIATION MAINTENANCE HANGAR 260	DOOR LOCK, COMMERCIAL-GRADE	PERSONNEL DOORS
0260	AVIATION MAINTENANCE HANGAR 260	DRAIN PIPING SYSTEM - CLASSROOM	
0260	AVIATION MAINTENANCE HANGAR 260	HVAC DISTRIBUTION NETWORKS - CLASSROOM	
0260	AVIATION MAINTENANCE HANGAR 260	ELECTRICAL DISTRIBUTION NETWORK - CLASSROOM	
0260	AVIATION MAINTENANCE HANGAR 260	LIGHTING SYSTEM, INTERIOR - CLASSROOM	
0261	AVIATION ADMINISTRATION	ROOF - 1-PLY, BALLASTED	02
0261	AVIATION ADMINISTRATION	ROOF - 1-PLY, BALLASTED	01
0261	AVIATION ADMINISTRATION	ROOF - 1-PLY, BALLASTED	07
0261	AVIATION ADMINISTRATION	ROOF - 1-PLY, BALLASTED	05
0261	AVIATION ADMINISTRATION	ROOF - 1-PLY, BALLASTED	04
0261	AVIATION ADMINISTRATION	DOOR LOCK, COMMERCIAL-GRADE	
0261	AVIATION ADMINISTRATION	DOOR LOCK, COMMERCIAL-GRADE	LOBBY
0261	AVIATION ADMINISTRATION	DOOR LOCK, COMMERCIAL-GRADE	SECONDARY
0261	AVIATION ADMINISTRATION	DOOR LOCK, COMMERCIAL-GRADE	ROOF/PNTHSE ACCESS
0261	AVIATION ADMINISTRATION	DOOR PANIC HARDWARE	MAIN ENTRIES
0261	AVIATION ADMINISTRATION	DOOR PANIC HARDWARE	STAIRWELLS
0261	AVIATION ADMINISTRATION	DOOR PANIC HARDWARE	VESTIBULE
0261	AVIATION ADMINISTRATION	WALL FINISH - APPLIED, STANDARD	
0261	AVIATION ADMINISTRATION	WALL FINISH - WALL COVERING, ROLL	EXTERIOR
0261	AVIATION ADMINISTRATION	WALL FINISH - WALL COVERING, ROLL	INTERIOR
0261	AVIATION ADMINISTRATION	FLOORING - CARPET, TILE OR ROLL, STANDARD	
0261	AVIATION ADMINISTRATION	FLOORING - VINYL COMPOSITION TILE, STANDARD	FIRST FLOOR
0261	AVIATION ADMINISTRATION	FLOORING - VINYL COMPOSITION TILE, STANDARD	
0261	AVIATION ADMINISTRATION	CEILING FINISH - SUSPENDED ACOUSTICAL TILE, STANDARD	
0261	AVIATION ADMINISTRATION	CEILING FINISH - APPLIED PAINT OR STAIN, STANDARD	
0261	AVIATION ADMINISTRATION	ELEVATOR MODERNIZATION - HYDRAULIC	PASSENGER
0261	AVIATION ADMINISTRATION	ELEVATOR CAB RENOVATION - PASSENGER	PASSENGER
0261	AVIATION ADMINISTRATION	DRINKING FOUNTAIN, DUAL LEVEL	
0261	AVIATION ADMINISTRATION	GREYWATER SUMP PUMP -SUBMERSIBLE PUMP (<0.5HP)	EQ0005220, ELEVATOR PIT
0261	AVIATION ADMINISTRATION	CONDENSER - REFRIGERANT, AIR-COOLED (10-35 TON)	2, MCQUAY, ROOF
0261	AVIATION ADMINISTRATION	CONDENSER - REFRIGERANT, AIR-COOLED (35-75 TON)	1, MCQUAY, ROOF
0261	AVIATION ADMINISTRATION	AIR HANDLING UNIT - INDOOR (.5-1.25 HP)	FCU, RM 150D
0261	AVIATION ADMINISTRATION	AIR HANDLING UNIT - INDOOR (.5-1.25 HP)	FCU, RM 150C
0261	AVIATION ADMINISTRATION	AIR HANDLING UNIT - INDOOR (3.26-6 HP)	EQ0006194, AHU-2, RM 601
0261	AVIATION ADMINISTRATION	AIR HANDLING UNIT - INDOOR (18-23 HP)	EQ0006103, AHU-1, RM 601
0261	AVIATION ADMINISTRATION	FAN - AXIAL, RETURN, 1.5" SP (7.5-10 HP) 19,500 CFM	RF FOR AHU-1, RM 601
0261	AVIATION ADMINISTRATION	FAN - CENTRIFUGAL ROOF EXHAUST, 1/4" SP (10"-18" DIAMETER)	EQ0008442, PV1, ROOF

0261	AVIATION ADMINISTRATION	FAN - CENTRIFUGAL ROOF EXHAUST, 1/4" SP (10"-18" DIAMETER)	EQ0008480, PV2, ROOF
0261	AVIATION ADMINISTRATION	AIR COMPRESSOR SYSTEM - HVAC CONTROLS (<=6 TOTAL HP)	EQ0009108, RM 601
0261	AVIATION ADMINISTRATION	AIR COMPRESSOR SYSTEM - HVAC CONTROLS (7-10 TOTAL HP)	EQ0009109, RM 601
0261	AVIATION ADMINISTRATION	HVAC CONTROLS SYSTEM - OFFICE	ORIGINAL
0261	AVIATION ADMINISTRATION	EXIT SIGN - WITH BATTERY BACK-UP	ORIGINAL
0261	AVIATION ADMINISTRATION	MAIN SWITCHBOARD W/BREAKERS (<400 AMP)	480V, RM 301B
0261	AVIATION ADMINISTRATION	LIGHTING - EXTERIOR, RECESSED (INC, CFL, LED)	ORIGINAL
0261	AVIATION ADMINISTRATION	LIGHTING - EXTERIOR, WALL FLOOD (SV, MH, ID, LED)	ORIGINAL HID
0261	AVIATION ADMINISTRATION	LIGHTING SYSTEM, INTERIOR - OFFICE	ORIGINAL
0261	AVIATION ADMINISTRATION	FLOORING - CARPET, TILE OR ROLL, STANDARD	
0261	AVIATION ADMINISTRATION	CASEWORK - WOOD BASE AND WALL, TOP, STANDARD	CAFETERIA
0261	AVIATION ADMINISTRATION	CASEWORK - WOOD BASE AND WALL, TOP, STANDARD	WORKRM 413
0261	AVIATION ADMINISTRATION	CASEWORK - WOOD BASE AND WALL, TOP, STANDARD	ROOM 304
0261	AVIATION ADMINISTRATION	CASEWORK - WOOD BASE AND WALL, TOP, STANDARD	ROOM 101
0261	AVIATION ADMINISTRATION	PLUMBING FIXTURE - LAVATORY, COUNTER	ORIGINAL
0261	AVIATION ADMINISTRATION	PLUMBING FIXTURE - LAVATORY, WALL HUNG	ORIGINAL
0261	AVIATION ADMINISTRATION	PLUMBING FIXTURE - SINK, KITCHEN	ORIGINAL
0261	AVIATION ADMINISTRATION	PLUMBING FIXTURE - SINK, SERVICE/LAUNDRY/UTILITY	ORIGINAL
0261	AVIATION ADMINISTRATION	PLUMBING FIXTURE - SHOWER VALVE AND HEAD	ORIGINAL
0261	AVIATION ADMINISTRATION	PLUMBING FIXTURE - BATHTUB WITH FIXTURES	ORIGINAL
0261	AVIATION ADMINISTRATION	PLUMBING FIXTURE - URINAL	ORIGINAL
0261	AVIATION ADMINISTRATION	PLUMBING FIXTURE - WATER CLOSET, TANK-TYPE	ORIGINAL
0261	AVIATION ADMINISTRATION	SUPPLY PIPING SYSTEM - OFFICE	ORIGINAL
0261	AVIATION ADMINISTRATION	WATER HEATER - RESIDENTIAL, ELECTRIC (46-100 GAL)	EQ0012053, BRADFORD WHITE, RM 301
0261	AVIATION ADMINISTRATION	VARIABLE FREQUENCY DRIVE (15-20 HP)	AHU-1, RM 601
0261	AVIATION ADMINISTRATION	LIGHTING - EXTERIOR, WALL FLOOD (SV, MH, ID, LED)	NEW HID
0261	AVIATION ADMINISTRATION	WALL, EXTERIOR, TILT-UP OR PRECAST CONCRETE PANELS - RESTORE NATURAL FINISH	PRECAST
0261	AVIATION ADMINISTRATION	DOOR AND FRAME, EXTERIOR, SWINGING, HOLLOW METAL	MAIN ENTRIES
0261	AVIATION ADMINISTRATION	DOOR AND FRAME, EXTERIOR, SWINGING, HOLLOW METAL	SECONDARY
0261	AVIATION ADMINISTRATION	DOOR AND FRAME, EXTERIOR, SWINGING, HOLLOW METAL	ROOF/PNTHSE ACCESS
0261	AVIATION ADMINISTRATION	DOOR AND FRAME, INTERIOR, NON-RATED	
0261	AVIATION ADMINISTRATION	DOOR AND FRAME, INTERIOR, FIRE-RATED	STAIRWELLS
0261	AVIATION ADMINISTRATION	DOOR AND FRAME, INTERIOR, FIRE-RATED	LOBBY
0261	AVIATION ADMINISTRATION	DOOR AND FRAME, INTERIOR, FIRE-RATED	VESTIBULE
0261	AVIATION ADMINISTRATION	FLOORING - TILE, CERAMIC / STONE / QUARRY STANDARD	
0261	AVIATION ADMINISTRATION	CEILING FINISH - METAL OR SPECIALTY TILE	
0261	AVIATION ADMINISTRATION	DRAIN PIPING SYSTEM - OFFICE	ORIGINAL
0261	AVIATION ADMINISTRATION	HVAC DISTRIBUTION NETWORKS - OFFICE	ORIGINAL
0261	AVIATION ADMINISTRATION	FIRE ALARM PANEL, DIALER, BATTERY, & CHARGER	EQ0013322, RM 105
0261	AVIATION ADMINISTRATION	ELECTRICAL DISTRIBUTION NETWORK - OFFICE	ORIGINAL
0262	AVIATION MAINTENANCE FACILITY	DOOR OPERATOR, OVERHEAD DOOR, COMMERCIAL, PADS	103D
0262	AVIATION MAINTENANCE FACILITY	ROOF - 1-PLY, BALLASTED	01
0262	AVIATION MAINTENANCE FACILITY	GREYWATER SUMP PUMP -SUBMERSIBLE PUMP (<0.5HP)	
0262	AVIATION MAINTENANCE FACILITY	CONDENSER - REFRIGERANT, AIR-COOLED (<=10 TON)	AC4

0262	AVIATION MAINTENANCE FACILITY	CONDENSER - REFRIGERANT, AIR-COOLED (10-35 TON)	TRAIN
0262	AVIATION MAINTENANCE FACILITY	AIR HANDLING UNIT - INDOOR (.5-1.25 HP)	FCU
0262	AVIATION MAINTENANCE FACILITY	AIR HANDLING UNIT - INDOOR (3.26-6 HP)	AHU3
0262	AVIATION MAINTENANCE FACILITY	AIR HANDLING UNIT - INDOOR (3.26-6 HP)	AHU5
0262	AVIATION MAINTENANCE FACILITY	AIR HANDLING UNIT - OUTDOOR MAKEUP, GAS (264-413 MBH INPUT)	
0262	AVIATION MAINTENANCE FACILITY	FAN - CENTRIFUGAL ROOF EXHAUST, 1/4" SP (20"-22" DIAMETER)	1
0262	AVIATION MAINTENANCE FACILITY	FAN - CENTRIFUGAL ROOF EXHAUST, 1/4" SP (20"-22" DIAMETER)	2
0262	AVIATION MAINTENANCE FACILITY	FAN - CENTRIFUGAL ROOF EXHAUST, 1/4" SP (20"-22" DIAMETER)	3
0262	AVIATION MAINTENANCE FACILITY	FAN - CENTRIFUGAL ROOF EXHAUST, 1/4" SP (20"-22" DIAMETER)	4
0262	AVIATION MAINTENANCE FACILITY	FAN - CENTRIFUGAL ROOF EXHAUST, 1/4" SP (20"-22" DIAMETER)	5
0262	AVIATION MAINTENANCE FACILITY	UNIT HEATER - INDOOR, GAS, SUSPENDED (<=40 MBH)	
0262	AVIATION MAINTENANCE FACILITY	FURNACE, OUTDOOR, NATURAL GAS (<=75 MBH)	HYDRONIC
0262	AVIATION MAINTENANCE FACILITY	AIR COMPRESSOR SYSTEM - HVAC CONTROLS (<=6 TOTAL HP)	AIRCOMP1
0262	AVIATION MAINTENANCE FACILITY	HVAC CONTROLS SYSTEM - CLASSROOM	
0262	AVIATION MAINTENANCE FACILITY	FIRE ALARM SYSTEM - DEVICES	
0262	AVIATION MAINTENANCE FACILITY	VARIABLE FREQUENCY DRIVE (<=5 HP)	RAH1
0262	AVIATION MAINTENANCE FACILITY	VARIABLE FREQUENCY DRIVE (7.5-10 HP)	AHU1
0262	AVIATION MAINTENANCE FACILITY	LIGHTING - EXTERIOR, WALL FLOOD (SV, MH, ID, LED)	
0262	AVIATION MAINTENANCE FACILITY	LIGHTING SYSTEM, INTERIOR - CLASSROOM	
0262	AVIATION MAINTENANCE FACILITY	WALL FINISH - APPLIED, STANDARD	
0262	AVIATION MAINTENANCE FACILITY	FLOORING - CARPET, TILE OR ROLL, STANDARD	
0262	AVIATION MAINTENANCE FACILITY	ELEVATOR CAB RENOVATION - PASSENGER	
0262	AVIATION MAINTENANCE FACILITY	EXIT SIGN - WITH BATTERY BACK-UP	
0262	AVIATION MAINTENANCE FACILITY	DOOR, EXTERIOR, OVERHEAD ROLLING METAL, LOCK	103D
0262	AVIATION MAINTENANCE FACILITY	DOOR - OVERHEAD, INTERIOR	ADJACENT BUILDINGS
0262	AVIATION MAINTENANCE FACILITY	PLUMBING FIXTURE - LAVATORY, COUNTER	
0262	AVIATION MAINTENANCE FACILITY	PLUMBING FIXTURE - LAVATORY, WALL HUNG	
0262	AVIATION MAINTENANCE FACILITY	PLUMBING FIXTURE - LAVATORY, GANG	
0262	AVIATION MAINTENANCE FACILITY	PLUMBING FIXTURE - SINK, KITCHEN	
0262	AVIATION MAINTENANCE FACILITY	PLUMBING FIXTURE - SINK, SERVICE/LAUNDRY/UTILITY	
0262	AVIATION MAINTENANCE FACILITY	PLUMBING FIXTURE - SHOWER VALVE AND HEAD	
0262	AVIATION MAINTENANCE FACILITY	PLUMBING FIXTURE - URINAL	
0262	AVIATION MAINTENANCE FACILITY	PLUMBING FIXTURE - WATER CLOSET, TANK-TYPE	
0262	AVIATION MAINTENANCE FACILITY	PLUMBING FIXTURE - WATER CLOSET, TANKLESS	
0262	AVIATION MAINTENANCE FACILITY	PLUMBING FIXTURE - EMERGENCY EYEWASH	
0262	AVIATION MAINTENANCE FACILITY	SUPPLY PIPING SYSTEM - CLASSROOM	
0262	AVIATION MAINTENANCE FACILITY	FLOORING - FLUID APPLIED, EPOXY / ACRYLIC / POLYURETHANE	
0262	AVIATION MAINTENANCE FACILITY	WALL FINISH - APPLIED, STANDARD	
0262	AVIATION MAINTENANCE FACILITY	FLOORING - CARPET, TILE OR ROLL, STANDARD	
0262	AVIATION MAINTENANCE FACILITY	DOOR AND FRAME, EXTERIOR, SWINGING, HOLLOW METAL	FLIGHT LINE
0262	AVIATION MAINTENANCE FACILITY	DOOR AND FRAME, EXTERIOR, SWINGING, HOLLOW METAL	103D
0262	AVIATION MAINTENANCE FACILITY	DRAIN PIPING SYSTEM - CLASSROOM	
0262	AVIATION MAINTENANCE FACILITY	HVAC DISTRIBUTION NETWORKS - CLASSROOM	
0262	AVIATION MAINTENANCE FACILITY	ELECTRICAL DISTRIBUTION NETWORK - CLASSROOM	
0262	AVIATION MAINTENANCE FACILITY	DOOR LOCK, COMMERCIAL-GRADE	
0262	AVIATION MAINTENANCE FACILITY	DOOR LOCK, COMMERCIAL-GRADE	103D
0262	AVIATION MAINTENANCE FACILITY	DOOR PANIC HARDWARE	STAIRWELL

0262	AVIATION MAINTENANCE FACILITY	DOOR PANIC HARDWARE	CORRIDOR
0262	AVIATION MAINTENANCE FACILITY	DOOR PANIC HARDWARE	FLIGHT LINE
0262	AVIATION MAINTENANCE FACILITY	DOOR PANIC HARDWARE	OFFICE ENTRANCE
0262	AVIATION MAINTENANCE FACILITY	CASEWORK - WOOD BASE AND WALL, TOP, STANDARD	WORK ROOM
0262	AVIATION MAINTENANCE FACILITY	CASEWORK - WOOD BASE AND WALL, TOP, STANDARD	WORK ISLAND
0262	AVIATION MAINTENANCE FACILITY	CASEWORK - WOOD BASE AND WALL, TOP, STANDARD	BREAK ROOM
0262	AVIATION MAINTENANCE FACILITY	FLOORING - VINYL COMPOSITION TILE, STANDARD	
0262	AVIATION MAINTENANCE FACILITY	FAN - AXIAL, SUPPLY, 2.5" SP (3-5 HP) 6400 CFM	AHURF6
0263	AVIATION STORAGE HANGAR 263	ROOF - 1-PLY, BALLASTED	01
0263	AVIATION STORAGE HANGAR 263	WALL FINISH - APPLIED, STANDARD	
0263	AVIATION STORAGE HANGAR 263	CEILING FINISH - APPLIED PAINT OR STAIN, STANDARD	
0263	AVIATION STORAGE HANGAR 263	GREYWATER SUMP PUMP -SUBMERSIBLE PUMP (<0.5HP)	
0263	AVIATION STORAGE HANGAR 263	AIR HANDLING UNIT - INDOOR (.5-1.25 HP)	
0263	AVIATION STORAGE HANGAR 263	HVAC CONTROLS SYSTEM - WAREHOUSE	
0263	AVIATION STORAGE HANGAR 263	EXIT SIGN - WITH BATTERY BACK-UP	
0263	AVIATION STORAGE HANGAR 263	DOOR, EXTERIOR, SLIDING, POWERED, STEEL HANGAR, LOCK	
0263	AVIATION STORAGE HANGAR 263	FLOORING - FLUID APPLIED, EPOXY / ACRYLIC / POLYURETHANE	
0263	AVIATION STORAGE HANGAR 263	SUPPLY PIPING SYSTEM - WAREHOUSE	
0263	AVIATION STORAGE HANGAR 263	LIGHTING - EXTERIOR, WALL FLOOD (SV, MH, ID, LED)	
0263	AVIATION STORAGE HANGAR 263	WALL, EXTERIOR, EIFS	
0263	AVIATION STORAGE HANGAR 263	DOOR AND FRAME, INTERIOR, FIRE-RATED	DOOR TO BLDG 262
0263	AVIATION STORAGE HANGAR 263	DOOR LOCK, COMMERCIAL-GRADE	DOOR TO BLDG 262
0263	AVIATION STORAGE HANGAR 263	DRAIN PIPING SYSTEM - WAREHOUSE	
0263	AVIATION STORAGE HANGAR 263	HVAC DISTRIBUTION NETWORKS - WAREHOUSE	
0263	AVIATION STORAGE HANGAR 263	ELECTRICAL DISTRIBUTION NETWORK - WAREHOUSE	
0263	AVIATION STORAGE HANGAR 263	LIGHTING SYSTEM, INTERIOR - WAREHOUSE	
0306	CLIFFORD-RYAN SKYWALK	DOOR PANIC HARDWARE	AT RYAN
0306	CLIFFORD-RYAN SKYWALK	WALL FINISH - APPLIED, STANDARD	
0306	CLIFFORD-RYAN SKYWALK	FLOORING - CARPET, TILE OR ROLL, STANDARD	
0306	CLIFFORD-RYAN SKYWALK	CEILING FINISH - APPLIED PAINT OR STAIN, STANDARD	
0306	CLIFFORD-RYAN SKYWALK	WALL, EXTERIOR, TILT-UP OR PRECAST CONCRETE PANELS - RESTORE NATURAL FINISH	
0306	CLIFFORD-RYAN SKYWALK	GLASS, WINDOW, ALUMINUM OR WOOD, STANDARD	
0306	CLIFFORD-RYAN SKYWALK	LIGHTING - EXTERIOR, RECESSED (INC, CFL, LED)	
0306	CLIFFORD-RYAN SKYWALK	GLASS, WINDOW, ALUMINUM OR WOOD, STANDARD	
0306	CLIFFORD-RYAN SKYWALK	DOOR PANIC HARDWARE	AT CLIFFORD
0306	CLIFFORD-RYAN SKYWALK	HVAC CONTROLS SYSTEM - WAREHOUSE	
0306	CLIFFORD-RYAN SKYWALK	FIRE ALARM SYSTEM - DEVICES	
0306	CLIFFORD-RYAN SKYWALK	HEAT PUMP, WATER-SOURCE	EQ8671 (HEATPUMP #94 - IN ROOM 110D BLDG #071)
0306	CLIFFORD-RYAN SKYWALK	EXIT SIGN - CENTRAL POWER	
0306	CLIFFORD-RYAN SKYWALK	LIGHTING SYSTEM, INTERIOR - WAREHOUSE	
0311	AVIATION ADMINISTRATION SKYWALK	WALL, EXTERIOR, STUCCO OR CONCRETE RESTORE	SIDE PANELS
0311	AVIATION ADMINISTRATION SKYWALK	WALL, EXTERIOR, STUCCO OR CONCRETE RESTORE	BOTTOM SOFFIT
0311	AVIATION ADMINISTRATION SKYWALK	DOOR LOCK, COMMERCIAL-GRADE	
0311	AVIATION ADMINISTRATION SKYWALK	WALL FINISH - APPLIED, STANDARD	



0311	AVIATION ADMINISTRATION SKYWALK	FLOORING - CARPET, TILE OR ROLL, STANDARD	
0311	AVIATION ADMINISTRATION SKYWALK	AIR HANDLING UNIT - INDOOR (.5-1.25 HP)	NORTH FCU
0311	AVIATION ADMINISTRATION SKYWALK	AIR HANDLING UNIT - INDOOR (.5-1.25 HP)	SOUTH FCU
0311	AVIATION ADMINISTRATION SKYWALK	HVAC CONTROLS SYSTEM - WAREHOUSE	
0311	AVIATION ADMINISTRATION SKYWALK	FIRE ALARM SYSTEM - DEVICES	
0311	AVIATION ADMINISTRATION SKYWALK	LIGHTING SYSTEM, INTERIOR - WAREHOUSE	
0311	AVIATION ADMINISTRATION SKYWALK	GLASS, STOREFRONT	
0311	AVIATION ADMINISTRATION SKYWALK	DOOR AND FRAME, INTERIOR, FIRE-RATED	
0311	AVIATION ADMINISTRATION SKYWALK	CEILING FINISH - METAL OR SPECIALTY TILE	
0311	AVIATION ADMINISTRATION SKYWALK	HVAC DISTRIBUTION NETWORKS - WAREHOUSE	
0311	AVIATION ADMINISTRATION SKYWALK	ELECTRICAL DISTRIBUTION NETWORK - WAREHOUSE	
0314	ODEGARD-CLIFFORD SKYWALK	WALL, EXTERIOR, TILT-UP OR PRECAST CONCRETE PANELS - RESTORE NATURAL FINISH	
0314	ODEGARD-CLIFFORD SKYWALK	WALL FINISH - APPLIED, STANDARD	
0314	ODEGARD-CLIFFORD SKYWALK	FLOORING - CARPET, TILE OR ROLL, STANDARD	
0314	ODEGARD-CLIFFORD SKYWALK	CEILING FINISH - APPLIED PAINT OR STAIN, STANDARD	
0314	ODEGARD-CLIFFORD SKYWALK	HEAT PUMP, WATER-SOURCE	EQ8665&67 (HTPS #91&92 - IN BLDG #71-RM 170)
0314	ODEGARD-CLIFFORD SKYWALK	HVAC CONTROLS SYSTEM - WAREHOUSE	
0314	ODEGARD-CLIFFORD SKYWALK	LIGHTING - EXTERIOR, RECESSED (INC, CFL, LED)	
0314	ODEGARD-CLIFFORD SKYWALK	LIGHTING SYSTEM, INTERIOR - WAREHOUSE	
0314	ODEGARD-CLIFFORD SKYWALK	DOOR PANIC HARDWARE	
0314	ODEGARD-CLIFFORD SKYWALK	FIRE ALARM SYSTEM - DEVICES	
0314	ODEGARD-CLIFFORD SKYWALK	GLASS, WINDOW, ALUMINUM OR WOOD, STANDARD	
0314	ODEGARD-CLIFFORD SKYWALK	DOOR AND FRAME, INTERIOR, FIRE-RATED	
0314	ODEGARD-CLIFFORD SKYWALK	HVAC DISTRIBUTION NETWORKS - WAREHOUSE	
0314	ODEGARD-CLIFFORD SKYWALK	ELECTRICAL DISTRIBUTION NETWORK - WAREHOUSE	
0316	NURSING-NPCBR SKYWALK	WALL FINISH - APPLIED, STANDARD	
0316	NURSING-NPCBR SKYWALK	FLOORING - CARPET, TILE OR ROLL, STANDARD	
0316	NURSING-NPCBR SKYWALK	FIRE ALARM SYSTEM - DEVICES	
0316	NURSING-NPCBR SKYWALK	DOOR PANIC HARDWARE	
0316	NURSING-NPCBR SKYWALK	EMERGENCY LIGHT - UNITARY WITH BATTERY BACK-UP	
0316	NURSING-NPCBR SKYWALK	LIGHTING SYSTEM, INTERIOR - OFFICE	