

Duo Security Training



[What is this?](#)

[Need help?](#)

Protect Your North Dakota University System Account

Two-factor authentication enhances the security of your account by using a secondary device to verify your identity. This prevents anyone but you from accessing your account, even if they know your password.

This process will help you set up your account with this added layer of security.

Start setup



[What is this?](#)

[Need help?](#)

What type of device are you adding?

- Mobile phone** RECOMMENDED
- Tablet** (iPad, Nexus 7, etc.)
- Landline**
- U2F token** (Requires a compatible browser)

Continue



[What is this?](#)

[Need help?](#)

Enter your phone number

United States

+1

ex: (201) 234-5678

Back

Continue

Tablet



[What is this?](#)

[Need help?](#)

What type of tablet are you adding?


iOS (iPad, iPod Touch)


Android

Back

Continue


Landline




[What is this?](#) 

[Need help?](#)

Enter your phone number

United States 


+1 


ex: (201) 234-5678

Extension:

(701) 777-2595 This is the correct number.


Cell Phone




[What is this?](#) 

[Need help?](#)

Enter your phone number

United States 

+1 

ex: (201) 234-5678

(701) 777-2595 This is the correct number.



[What is this?](#) [Need help?](#)

What type of phone is [REDACTED]?

- iPhone
- Android
- BlackBerry
- Windows Phone
- Other (and cell phones)

[Back](#) [Continue](#)

****NOTE:** Make sure the information and phone type you select are correct because you WILL NOT be able to go back.



[What is this?](#) [Need help?](#)


Install Duo Mobile for iOS




1. Launch the App Store app and search for "Duo Mobile".
 2. Tap "Get" and then "Install" to download the app.
- Tap "OK" when asked if Duo Mobile should be able to send push notifications.


[Back](#) [I have Duo Mobile installed](#)

Will appear if you select the type of Smart Phone you have.


NORTH DAKOTA UNIVERSITY SYSTEM

[What is this?](#) 
[Need help?](#)


Activate Duo Mobile for iOS




1. Open Duo Mobile.
2. Tap the "+" button.
3. Scan this barcode.


[Or, have an activation link emailed to you instead.](#)

Once you hit the + button the camera on your phone will start up, then point your phone toward the screen so you can see it through your cell phone screen. It will scan automatically.


NORTH DAKOTA UNIVERSITY SYSTEM

[What is this?](#) 
[Need help?](#)

My Settings & Devices

 iOS [REDACTED] JUST ADDED

Default Device: iOS [REDACTED]

When I log in:

Ask me to choose an authentication method
 Automatically send this device a Duo Push
 Automatically call this device

Select what type of notification method you would like.

****NOTE:** if you select "other" for type of phone this screen will pop up right away.



Enrollment Successful!

Way to go! You can now authenticate to any Duo-protected service.